



APPENDIX III Meetings & Surveys

Appendix III: Sub Index

Section III-A: Outreach PlanIII-3
Section III-B: Stakeholder InterviewIII-12
Section III-C: Statistically Valid Survey.....III-33
Section III-D: Workshop 1III-66
Section III-E: Workshop 2III-77
Section III-F: Workshop 3III-95
Section III-G: Workshop 4III-140
Section III-H: Amenities Survey.....III-182
Section III-I: Specific Plan Survey.....III-192
Section III-J: StorymapIII-291

SECTION III-A Outreach Plan



Public Outreach Strategies Plan



In partnership with:

ktua

April 2020 DRAFT

Parks Facilities Master Plan: Public Outreach Strategies Plan Overview

The City of Montebello (City) Park Facilities Master Plan (MPFMP) is a comprehensive planning effort that will provide a clear set of goals, policies, and objectives for the Recreation and Community Services Department. The MPFMP will include an extensive existing conditions inventory of all parks and facilities, an analysis on accessibility to and from park facilities, a community needs assessment, list of prioritized recommendations, assessments on funding, operations, and maintenance, and site-specific conceptual designs.

The City is committed to making the planning process a collaborative effort with the community, stakeholders, and staff. The City wishes to engage with people through a series of public workshops, surveys, online maps, and other meetings to gather the feedback for the MPFMP.

*There is a section dedicated to alternative forms of community engagement that can take place during the COVID-19 pandemic we're experiencing as of the writing of this outreach plan.

Target Audience

The target audience for the MPFMP is anyone that lives, works, or plays within the City's limits. This outreach plan outlines a diverse set of outreach strategies to ensure the planning process gathers feedback from people of all ages and demographic backgrounds. Additional emphasis will be placed on underserved communities that disproportionately lack easy and comfortable access to parks, open space, and other recreation facilities. The team will develop key messages and outreach strategies to gather feedback, paying particular attention to the Hispanic/Latino community. The team will also use the City's database of previous resident and stakeholder involvement to maximize outreach.

Community Outreach Plan Strategies and Materials

The following tasks will be completed during the development of the MPFMP:

1. Coordinate with City on compiling list of stakeholders;
2. Conduct City staff meetings;
3. Prepare flyers, hand-outs, and other community outreach announcements;
4. Create an ESRI Storymap for the MPFMP;
5. Distribute a statistically-valid survey;
6. Conduct three (3) citywide community workshops;
7. Conduct three (3) neighborhood-specific workshops; and
8. Compile public participation comments into a summary report.

A variety of outreach materials will be designed to maximize community engagement. Because of Montebello's diverse population, all outreach materials will be designed in both English and Spanish. Materials that will be created include:

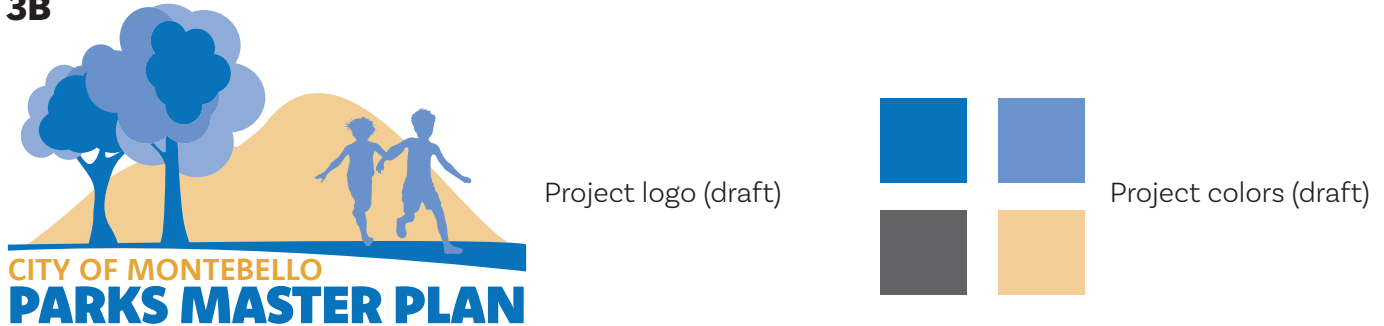
- » Flyers, post cards, and/or press releases
- » Printed maps and surveys
- » Online maps and surveys
- » Interactive outreach exhibits
- » Other as-needed workshop exhibits and presentations

Materials and announcements will be approved by the City at all times and will be posted to appropriate City and stakeholder communication outlets such as social media pages, City website and newsletters, mobile neighborhood apps, and the MPFMP's Story Map.

Project Branding

Project branding will be created for all outreach materials and presentations. The branding will be based on the City's official logo, including approved fonts and colors. A unique project logo will be used for all outreach materials to promote project familiarity throughout the planning process.

3B



Project Surveys

The MPFMP will include a series of surveys that will provide the team both general and detailed understanding of the City's existing parks, facilities, and programs.

Post-Workshop Surveys

The Post-Workshop surveys will be designed to allow community members and stakeholders that were not available to attend a workshop an opportunity to provide feedback on the topics covered at the workshop. The surveys will be accessible through the MPFMP's Story Map. The Story Map will also provide access to workshop exhibits, presentations, and other related materials. Announcements through email-blasts and social media can will be made to remind people to participate in the survey.

All surveys and materials will be approved by the City prior to publishing online.

Statistically Valid Survey

The team recommends the use of a statistically valid survey because these results will provide a broader cross-section understanding of the community's needs and wants. While stakeholder meetings, focus groups, and public meetings allow the team to draw in interested parties and users, a statistically-valid survey is the only defensible source that provides feedback from people that may not necessarily use parks and recreation facilities.

The team will work with RRC Associates (RRC) to create a survey of three to four pages in length (including a cover letter) to be mailed to approximately 3,000 randomly selected households in the City. The survey will provide critical information in determining community values, satisfaction levels, needs and priorities, preferred marketing channels, level of awareness, current usage levels, and demographic information for long-range planning efforts. Citizens will be given the option of either completing the mailed survey form or accessing the survey online using an individual pass-code (included in the mailed survey) assigned to each household. RRC frequently uses this technique for parks, recreation, and community surveys and finds it to be effective in maintaining the random sample while also increasing response opportunities.

The team will ask questions about what types of programs, facilities, and services residents want in their parks and facilities. Questions regarding current level of usage, primary providers of services, alternative providers, quality and satisfaction levels with existing services and facilities, priorities, level of awareness of city-operated programs and facilities, and willingness to pay for new services and facilities will also be included.

To help improve response rates, the team will ask the City to assist with marketing and creating public awareness of the survey through media and other appropriate communication channels.

Once the survey is closed, RRC will compare the demographics of the statistically valid sample to that of the City (using U.S. Census Bureau American Community Survey 5-year estimates). If the two do not track closely, RRC will weight the invitation sample by key demographic variables to more closely match the demographic profile of Montebello. The results will be summarized and infographics will be created using the data received from the survey. This summary also includes comparing invitation sample results to those from the open link sample and evaluating results by other key items of interest such as location of residence, whether or not children are present in the household, and age of the respondent.

Online Map Survey

An interactive online map survey will also be made available to the public and stakeholders through the MPFMP's online Story Map website. This online map will allow users to navigate to the park or recreation facility they want to provide feedback on. A user will be able to drop a point and type their comments. This type of input provides the team a geo-referenced source of information that can be used for general understanding and analyses.

Community Workshops Types and Timeline

The MPFMP includes three (3) citywide community workshops and three (3) neighborhood-specific workshops throughout the planning process. The workshops can be designed in a few different styles to best match the needs of the City and community. The project team will complete the required six (6) workshops but can remain flexible through the planning process on the specific type of community workshops that will be conducted.

Standard Community Workshops

The project team can schedule three (3) standard community workshops to support the MPFMP. These community workshops will be scheduled at three appropriate milestones in planning process to help the team and the City make informed decisions. The first workshop will ask the community to comment on the project's vision, goals, existing conditions and issues, and the project's overall planning process. The information gathered at the first workshop will supplement the data collected during the team's inventory exercise for each park and facility.

The second workshop will concentrate on the level of service for population-based standards, the assessment of amenity needs and standards based on populations, and the verification of park and amenity prioritization. Possible solutions that should be considered for addressing all equity and park deficiencies will also be presented. Workshop activities and polling methods will be used to ascertain these solutions and to gauge these priorities.

The third workshop will center on the strategies for expanding, infilling or developing parks as well as adding amenities in existing or proposed parks. A series of key major recommendations will be presented and the public will have the opportunity to weigh in on these ideas at the workshop as well as through follow up surveys. Another end result of the workshop will be the prioritization of three new or redeveloped parks that will be taken into a subsequent phase of analysis and recommendations.

The team will prepare and provide all workshop-related materials such as a presentations, large-scale aerial maps, infographics, and other necessary exhibits. Furthermore, the team will coordinate with the City on identifying the three best locations for the workshops. For example, the workshops can take place at a centrally-located facility such as a library or community center to provide clarity in meeting location. Alternatively, the workshops can take place in two or three different locations to provide geographically equitable opportunities for the community.

The following summary describes two community workshop formats that may be used for the MPFMP.

Option 1: Open House with Presentation (1.5-2 hours)

- » Fifteen minute presentation (typically ten minutes after the official start time of the workshop to account for people signing in, snacks, etc.).
 - Presentation will cover project goals, schedule, and workshop activities. Questions are answered once the presentation is complete and on a one-on-one basis to avoid any soapboxing from attendees.
 - Exhibits and tables will be available for comments and input.
- » Attendees come and go as they feel necessary. Staff and KTUA are present to answer questions.

Pros: Less intimidating for attendees and allows them to provide comments however they wish. Does not require a time commitment to those that may just be passing by unless they want to see a presentation.

Cons: May not provide ample person-to-person interactions and discussions.

Option 2: Interactive Workshop (1.5-2 hours)

- » Fifteen minute presentation (typically ten minutes after the official start time of the workshop to account for people signing in, snacks, etc.).
 - Presentation will cover project goals, schedule, and workshop activities. Questions are answered once the presentation is complete and on a one-on-one basis to avoid any soapboxing from attendees.
- » Exhibits and tables will be available for workshop activities.
- » Workshop includes 1 or 2 table top activities, to be determined with team and city.

Pros: Very interactive and social. Attendees leave knowing they had a direct impact on the project's goals.

Cons: Requires a larger time commitment for attendees. More staff needed for table facilitation.

Sample agenda below:

6:00-6:10	Sign in, snacks, meet and greet
6:10-6:25	Presentation
6:25-6:45	Activity #1 To be determined by City and project team. Each table facilitated by City and project team.
6:45-7:00	Each table reports back their finding to the group
7:00-7:20	Activity #2 To be determined by City and project team. Each table facilitated by City and project team.
7:20-7:35	Report back to the group
7:35-8:00	Attendees can continue to view exhibits or talk to City staff and KTUA one-on-one. This also allows extra time in case groups take a little longer to provide comments.

Special Event Pop-up Workshops

The MPFMP team can conduct pop-up workshops at established community festivals, high-attendance events, or at community-based locations to gather input from those who would not necessarily attend standard community workshops. Having team members present at a community event is a great opportunity to directly interact with residents and to collect hundreds of comments or surveys.

**Detailed information on potential pop-up workshops will be provided once COVID-19 Federal, State, or regional health guidelines on social gatherings are lifted.*

Potential Design Workshop Schedule

The following workshop schedules are suggestions on where and when to host workshops. Actual locations and times will be determined with City staff.

Combination #1: Standard Workshops at Same Location

Event Name	Date	Time	Location
Workshop #1	TBD	TBD	TBD
Workshop #2	TBD	TBD	TBD
Workshop #3	TBD	TBD	TBD

Combination #2: Standard Workshops at Different Locations

Event Name	Date	Time	Location
Neighborhood Workshop #1	TBD	TBD	TBD
Neighborhood Workshop #2	TBD	TBD	TBD
Neighborhood Workshop #3	TBD	TBD	TBD

Stakeholder Outreach

Stakeholder outreach will be based on individuals or groups, both at the City and resident level, related to parks, recreation, open space, recreation, transportation, and land use planning. Communication will include a combination of interviews, focus group meetings, and general online announcements.

Our team will support Greenplay in conducting focus group meetings with appropriate stakeholders. These focus group meetings will allow Greenplay to gather detailed feedback on specific topics such as programs, maintenance and operations, staffing levels, etc. The feedback received from these group meetings will be summarized and used to help develop project recommendations and priorities.

The team will also ask stakeholders to help promote community workshops and other project announcements by distributing notices via their websites, text message listservs, and/or social media forums.

Potential Stakeholders:

- » Montebello Recreation and Community Services Department
- » Montebello Planning and Community Development Department
- » Montebello Public Works Department
- » Montebello Transportation Department
- » Montebello Planning Commission
- » Montebello Culture and Recreation Commission
- » Montebello Youth Commission
- » All school districts serving Montebello
- » Local sport leagues
- » Special interest organizations

City Responsibilities

The City of Montebello will be responsible for following tasks:

- » Contact information for stakeholders
- » Workshop room reservations and billing
- » Social media announcements via City Events calendar
- » Community meeting announcements via City Events calendar
- » Host MPFMP Story Map website that will include outreach materials
- » Mail and collect statistically valid workshop notices
- » Food and drinks for workshops (if needed)

Project Team Responsibilities

KTUA will be responsible for the following tasks:

- » Develop outreach materials such as flyers, fact sheets, sign in sheets, workshop exhibits, maps etc.
- » Contact and schedule stakeholder focus group meetings
- » Develop messages for project announcements and newsletters
- » Participate and conduct all community workshops
- » Provide a community and stakeholder summary at the conclusion of all outreach events.

Contingency Plans Addressing COVID-19 Pandemic

The City's and the team's priority above all is the safety and welfare of the community they represent and work with. The spread of the COVID-19 coronavirus and the pandemic the world is in right now is triggering necessary safety measures regarding public gatherings of any size. As of the writing of this engagement plan, State and local regulations have prohibited all social gatherings of more than 10 people. Discussions will need to take place with the City to decide on how to complete all in-person public engagement for the MPFMP. Public engagement will have to either be paused or shifted to online until it is deemed safe to conduct in-person workshops.

Alternative methods for meaningful community engagement through online tools can be considered to keep the MPFMP moving forward. While nothing can replace in-person engagement, the following strategies and tools can be utilized to gather the feedback needed for the planning process.

Online tools

- » GoToMeeting and GoToWebinar
- » SurveyMonkey
- » ConstantContact
- » Esri Story Map and Online Interactive Maps
- » Mentimeter
- » Facebook Live
- » Youtube Live

Strategies: How to use these tools

The MPFMP's scope of work includes six (6) community workshops and several stakeholder meetings/interviews. The KTUA team recommends a combination of the tools listed above if the City wishes to complete these tasks during the COVID-19 health crisis. The following section includes proposed strategies for stakeholder and community engagement.

City Staff / Stakeholder / Focus Group Engagement

The scope of work includes a 2-day period for our planning team to conduct in-person stakeholder interviews that may include key decision makers, staff, partners, and special user group leaders. To complete this task, our team recommends the following:

1. Create an online **SurveyMonkey** survey that includes the questions that would have been asked during the in-person interviews.
2. Online survey would be disseminated to appropriate stakeholders.
3. Stakeholders would have two weeks to complete the survey.
4. Team will collect and summarize the responses.
5. Team will schedule **GoToMeetings** and/or **GoToWebinars** to virtually engage with stakeholders.
6. Greenplay and KTUA will lead online discussions based on the input collected from the surveys .
7. Repeat virtual meetings as-needed to manage group sizes and to engage in meaningful discussions.

Additional Notes:

- » **GoToWebinar** will be used if a stakeholder meeting exceeds 20 attendees
- » Stakeholder and focus group feedback will be used to develop the questions for the MPFMP's statistically valid survey
- » Greenplay will also make direct phone calls to City staff or other stakeholders if needed

Citywide Community Engagement

Task Category B in the planning process includes citywide community engagement via three (3) community workshops for the overall master plan and three (3) neighborhood-specific workshops for prioritized projects. The following tools and strategies can be used to replace the in-person workshops:

1. Create **SurveyMonkey** surveys that include questions based on the discussion topics planned for each community workshop.
2. Disseminate the survey two weeks prior to the scheduled online workshop via appropriate online communication channels.
3. Workshop presentations and discussions can take place via **GoToWebinar**.
4. Team can include the interactive online polling tool **Mentimeter** to provide other fun means of live community engagement during a **GoToWebinar** workshop.
5. **Facebook Live** or **Youtube Live** can be used in combination with **GoToWebinar** if the City has the available social media accounts, camera, and speaker equipment.
6. People will be continuously directed to the MPFMP 's **Esri Story Map** for project updates, announcements, surveys, and downloadable exhibits.

Moving Forward

The project team and the City will work closely to develop the best strategies for community engagement during this unique time.

SECTION III-B Stakeholder Interviews

#1

Q1 Please enter your contact information

Name **Nadine Hernandez**
Department / Organization **Recreation and Community Services Department**

Q2 What are the strengths of the Recreation and Community Services Department related to parks, trails and recreation facilities/activities that should continue over the next 10 years?

Our department does it's best to accommodate the needs of our community by offering various ongoing programing at our local parks and recreational facilities.

Q3 Conversely, what are some weaknesses that may be addressed through the Department's master plan update?

Rehabilitation of many of our outdate park structures, as well as upkeep of the parks.

Q4 What additional activities or services do you feel should be offered by the Recreation and Community Services Department that are currently not available?

A wider variety of classes at all park locations, most classes are currently limited to only certain locations.

Q5 What new facilities and/or amenities would you like to see the Recreation and Community Services Department provide?

Outdoor exercise equipment at all park locations and a walking trail with padding and makers around the parks. Water splashpads at more of our park locations.

Q6 Are there some areas of the City that are better served than others?

Yes

Q7 What is the most repeated concern you hear from residents?

We have a large concern with the homeless population at some of our parks and get regular call on that. Also, that the park restroom are in very poor condition and are always dirty or have stalls that don't work. Park lights are broken.

Q8 Who are the key partners and stakeholders in the City with regards to assisting with the programs and services offered by the Recreation and Community Services Department? **Respondent skipped this question**

Q9 During the next 10 years, what should be the top parks and recreation priorities for the City?

A revamp of each park: which would include new fields, restrooms, play equipment, more lighting, picnic table, sheltered area and more parking.

Q10 Is there anything else you like to add?

We have a great team at the Recreation and Community Services Department who's goal is to make sure that the community has a positive experience when they have participated in any of our programs, rented a facility, enrolled in a class, attended on of our special events or have visited our parks. Updating our parks, facilities and programming would take their experience to the next level.

#2

Q1 Please enter your contact information

Name

Jacob Castillo

Department / Organization

Recreation and Community Services

Q2 What are the strengths of the Recreation and Community Services Department related to parks, trails and recreation facilities/activities that should continue over the next 10 years?

The Strengths that need to be continued are the programs that are provided by the city; Sports, Classes, Child Care, Senior Services, Aquatics etc...

Q3 Conversely, what are some weaknesses that may be addressed through the Department's master plan update?

Some Weaknesses that may arise are the lack of information that is not present or available. For example, Blue Prints for playground systems and Schedule maintenance.

Q4 What additional activities or services do you feel should be offered by the Recreation and Community Services Department that are currently not available?

Respondent skipped this question

Q5 What new facilities and/or amenities would you like to see the Recreation and Community Services Department provide?

I would love to see new/updated playground systems and work out equipment around our parks.

Q6 Are there some areas of the City that are better served than others?

I believe Northside Montebello is given more of the attention. Anywhere from Whittier to Beverly and everything in between.

Q7 What is the most repeated concern you hear from residents?

The lighting in some of our parks is something that is brought to our attention.

Q8 Who are the key partners and stakeholders in the City with regards to assisting with the programs and services offered by the Recreation and Community Services Department?

The council would be the main voice for all regards.

Q9 During the next 10 years, what should be the top parks and recreation priorities for the City?

Parks and Facilities should be a top priority.

Q10 Is there anything else you like to add?

N/A

Q1 Please enter your contact information

Answered: 3 Skipped: 0

ANSWER CHOICES	RESPONSES	
Name	100.00%	3
Department / Organization	66.67%	2
Address	0.00%	0
Address 2	0.00%	0
City/Town	0.00%	0
State/Province	0.00%	0
ZIP/Postal Code	100.00%	3
Country	0.00%	0

#	NAME	DATE
1	osvaldo a lopez	7/27/2020 3:03 PM

2	Agustin Alamillo & Nancy Martinez	7/27/2020 11:11 AM
3	Rudi Davila	7/27/2020 9:27 AM

#	DEPARTMENT / ORGANIZATION	DATE
1	Monntebello Baseball Association	7/27/2020 3:03 PM

2	MONTEBELLO AYSO 1065	7/27/2020 11:11 AM
---	----------------------	--------------------

#	ADDRESS	DATE
	There are no responses.	

#	ADDRESS 2	DATE
	There are no responses.	

#	CITY/TOWN	DATE
	There are no responses.	

#	STATE/PROVINCE	DATE
	There are no responses.	

#	ZIP/POSTAL CODE	DATE
1	90640	7/27/2020 3:03 PM

2	90640	7/27/2020 11:11 AM
3	91770	7/27/2020 9:27 AM

#	COUNTRY	DATE
	There are no responses.	

Q2 What recreational sports programs do you offer?

Answered: 3 Skipped: 0

#	RESPONSES	DATE
1	Baseball	7/27/2020 3:03 PM
2	Soccer	7/27/2020 11:11 AM
3	softball	7/27/2020 9:27 AM

Q3 What ages do you serve?

Answered: 3 Skipped: 0

#	RESPONSES	DATE
1	4-14	7/27/2020 3:03 PM
2	3 to 18	7/27/2020 11:11 AM
3	4 /16	7/27/2020 9:27 AM

Q4 What time of year do you offer your programs?

Answered: 3 Skipped: 0

#	RESPONSES	DATE
1	Spring and Fall	7/27/2020 3:03 PM
2	FALL season (aug thru dec) Spring (march thru May) Summer Camps (July)	7/27/2020 11:11 AM
3	All year	7/27/2020 9:27 AM

Q5 How many seasons?

Answered: 3 Skipped: 0

#	RESPONSES	DATE
1	2	7/27/2020 3:03 PM
2	2 main ones yearly	7/27/2020 11:11 AM
3	2	7/27/2020 9:27 AM

Q6 What areas of town do you provide service to?

Answered: 3 Skipped: 0

#	RESPONSES	DATE
1	In the city and surrounding areas.	7/27/2020 3:03 PM
2	Citywide plus neighboring cities	7/27/2020 11:11 AM
3	SGV	7/27/2020 9:27 AM

Q7 Do you primarily serve Montebello or do you serve several community's?

Answered: 3 Skipped: 0

#	RESPONSES	DATE
1	Several communities but primarily Montebello	7/27/2020 3:03 PM
2	Mostly montebello but open to all nearby cities	7/27/2020 11:11 AM
3	Several communitys	7/27/2020 9:27 AM

Q8 Can you provide us a list of your fees or an online link?

Answered: 3 Skipped: 0

#	RESPONSES	DATE
1	http://montebellobaseballassociation.com/wp-content/uploads/2019/11/2020-Flier.pdf	7/27/2020 3:03 PM
2	Www.aysomontebello.org	7/27/2020 11:11 AM
3	6u \$100 8u /14/ \$180	7/27/2020 9:27 AM

Q9 Can you provide us a list of your fees or an online link?

Answered: 1 Skipped: 2

#	RESPONSES	DATE
1	Www.aysomontebello.org	7/27/2020 11:11 AM

Q10 Are your programs primarily recreational or competitive in nature?

Answered: 3 Skipped: 0

#	RESPONSES	DATE
1	They are both recreational and competitive. We cater to all children regardless of ability. As the season progresses we develop all players and prepare them for playoffs. We also have a travel ball Organization that competes in a more competitive setting representing Montebello.	7/27/2020 3:03 PM
2	Both	7/27/2020 11:11 AM
3	Both	7/27/2020 9:27 AM

Q11 Do you have a scholarship program in place?

Answered: 3 Skipped: 0

#	RESPONSES	DATE
1	No	7/27/2020 3:03 PM
2	Yes	7/27/2020 11:11 AM
3	No	7/27/2020 9:27 AM

Q12 How many youth from Montebello do you serve?

Answered: 2 Skipped: 1

#	RESPONSES	DATE
1	Approximately 400 on average per Spring season.	7/27/2020 3:03 PM
2	Recently 400 to 500, used to be closer to 800 in previous years	7/27/2020 11:11 AM

Q13 What age divisions do you offer?

Answered: 3 Skipped: 0

#	RESPONSES	DATE
1	We offer 4-5 5-6 7-8 9-10 11-12 13-14	7/27/2020 3:03 PM
2	Playtime/jamboree (u4/u5) U6, u8, u10, u12, u14, u16, u19	7/27/2020 11:11 AM
3	6u through 14u	7/27/2020 9:27 AM

Q14 How many teams made up primarily from Montebello do you serve?

Answered: 3 Skipped: 0

#	RESPONSES	DATE
1	Approximately 30 teams.	7/27/2020 3:03 PM
2	About 40 teams	7/27/2020 11:11 AM
3	15 to 18 teams	7/27/2020 9:27 AM

Q15 How many teams per division from Montebello do you serve?

Answered: 3 Skipped: 0

#	RESPONSES	DATE
1	4 to 6 teams per division	7/27/2020 3:03 PM
2	U4/U5-2 U6-6 U8-10 U10-10 U12-4 U14-3 U16-3 U19-2	7/27/2020 11:11 AM
3	Any were from 2 /7 per division	7/27/2020 9:27 AM

Q16 How many games does each team play in your leagues?

Answered: 3 Skipped: 0

#	RESPONSES	DATE
1	15-20 depending on the division.	7/27/2020 3:03 PM
2	At least 10 games	7/27/2020 11:11 AM
3	20 to 25	7/27/2020 9:27 AM

Q17 How many games per field or court do you schedule each year?

Answered: 3 Skipped: 0

#	RESPONSES	DATE
1	Unsure but in the Spring we have approximately 100+ games across 4 fields.	7/27/2020 3:03 PM
2	Varies on division, on average have at least 4 to 8 games per field per Saturday. About 80 games per field per season.	7/27/2020 11:11 AM
3	4 to 5 games per field and only have 3 fields	7/27/2020 9:27 AM

Q18 How many practice times do you schedule each team for pre-season and during the regular season?

Answered: 3 Skipped: 0

#	RESPONSES	DATE
1	Each teams get approximately 2, hour and a half practices per week. They practice during the pre-season at grant Rea park, then when the season starts they move on to other parks in the city.	7/27/2020 3:03 PM
2	U4/U5 only Saturdays (1/week) U6 - 1/week U8 thru u19 (2/week)	7/27/2020 11:11 AM
3	2	7/27/2020 9:27 AM

Q19 How many fields/courts do you use for practices and games?

Answered: 3 Skipped: 0

#	RESPONSES	DATE
1	At Grant Rea park we use 4. We also use 4 other locations around the city.	7/27/2020 3:03 PM
2	Practices- all grass fields at Reggie, all grass fields at Potrero, all grass fields at Holifield some fields at City Park if available) GAMES held at La Merced Elementart & Middle school Recently started using MHS for upper division games	7/27/2020 11:11 AM
3	6 fields	7/27/2020 9:27 AM

Q20 Is there anything else you'd like to add?

Answered: 2 Skipped: 1

#	RESPONSES	DATE
1	Keeping the fields enclosed and more bleachers would be some ideal priorities	7/27/2020 3:03 PM
2	Yes, we need better fields for all sports, but seems soccer fields are the most we are lacking in montebello. It's embarrassing when other cities come to play in Montebello and we dont have nice facilities like neighboring cities let alone those coming from OC. our kids deserve to play and have fun in safe and well maintained sports facilities.	7/27/2020 11:11 AM

Memo to: Michael Singleton, Principal, KTUA

CC: Matt Wilkins, Associate, Planning and Landscape Architecture, KTUA
Art Thatcher, GP Principle in Charge, GreenPlay, LLC

From: Jeff Milkes, Project Manager, GreenPlay, LLC
Jacob Leon, Associate, KTUA

Date: November 2, 2020

Subject: Montebello Park Facilities Master Plan: Public Input

To gather information pertinent to the park facilities master plan, stakeholder interviews were conducted between May and October 2020. Leadership and staff from the department, and community leaders representing senior clubs and activities, sports non-profits and civic groups were interviewed using the Zoom digital platform. The goal of these sessions was to guide the development of the parks and recreation needs assessment and collect input into the needs and desires of City residents.

Participant contacts included:

- Civic Group Leaders (3)
- Staff (3)
- Director (1)
- Sports Focus Group (5)
- Senior Leaders (5)

Themes

Not listed in priority order, but consistent during many of the interviews, recurring themes are presented as follows:

Placemaking

- The Department's goal is to cater to our neighborhoods; make parks a hub of a neighborhood
- An increase in services on the south side of the City, south of Whittier Blvd is desired. The residents from the north side of Montebello are much more vocal. Engagement appears to not be equitable between the north and south sides of the City
- Having a Senior Center where people can gather and make new friends that focuses on social interaction, learning and being active is a priority. The Senior Center should focus on three components that are key - social services, social activities, and healthcare information
- A lot of programming is centralized at Montebello City Park. Programs offered in neighborhoods should be a priority

Linear Parks & Urban Trails

- More trails and walking pathways are desired. Walking is a major activity that residents participate in
- Walking is a major activity, but safety is a concern

Technology

- Some youth sports providers must work around Department organized activities. Scheduling of sports fields is inefficient due to the need for an automated reservation system

Facilities and Amenities

- Attention to deferred maintenance, repairs, and renovations are needed in the parks
- Restrooms in the parks are a big concern. Parks need additional shade and restrooms
- Safety in the parks is a major issue in part due to limited lighting and homeless concerns
- Buildings are outdated and need general upkeep and improvements
- Converting underused tennis courts to futsal and pickleball are desired
- Outdoor exercise equipment in the parks is needed
- A new gymnasium at Chet Holifield Park and upgrades to the aquatic facility are desired
- Play equipment renovations are desired due to deferred maintenance and ADA concerns
- Parking is an issue during summer events, and among Seniors at the Senior Center
- Taylor Ranch Park is a model park for the rest of the system
- Daily parks maintenance needs improvement across the system. Some parks are not nice, clean, or inviting
- Field space is at a premium for both youth sports practices and games
- The Senior Center has poor lighting, (downstairs) and has deferred maintenance issues
- An all-inclusive playground is desired
- The George Hensel Aquatic Center needs a renovation to include locker rooms and support amenities
- Some sports providers use school facilities and believe they could greatly increase capacity if more school facilities were made available. There are concerns about the maintenance condition of some of the school facilities

Financial

- The Department does not have a large enough budget to allow staff to do everything they need to do
- Staffing shortages is a major challenge. Recruiting is difficult as neighboring cities pay higher wages. There is not enough staffing for park maintenance
- No formalized sponsorship program is in place
- The Department is known as the “yes” department, and works hard to provide service with limited staff
- People from other cities regularly participate in Montebello Senior Center programs

Programs and Services

- A joint use agreement with the school district may make the partnership for equitable for the Department
- Special events such as Snow Day, the City Parade, outdoor movies and concerts are very popular. Some successful special events have been discontinued
- The department does not have a scholarship program for recreation programs which limits access for low income residents
- Expand sports programs to include football, soccer, and baseball, additional competitive sports programs, and girls' softball programs
- Programs for individuals with disabilities are needed
- The George Hensel Aquatic Center should be open year around

Administration

- Increased and equitable civic engagement in needed
- Additional general marketing and communication will help the department promote programs and events
- The Department's recreation brochure was just started last year. The use of social media outlets to promote programs is new to the department and will continue to improve

A summary of the responses follows. While responses are not prioritized, asterisks demonstrate repeated comments made during the engagement process.

How long have you been a resident of the City of Montebello?

0	<5 years
2	5-9 years
3	10-19 years
3	20+ years

What are the strengths of the City related to parks, trails and recreation facilities/activities that should continue over the next 10 years?

- Special events such as Snow Day, the City Parade, outdoor movies, and concerts*****
- Having a Senior Center where people can gather and make new friends that focuses on social interaction, learning and being active*****
- Taylor Ranch Park**
- The Department does a good job supporting sports throughout the community – sports needs are being met**
- People positively recognize the City’s customer service, organization, and variety of quality programs**
- The Recreation program brochure that started distribution last year. Social media as well*
- The youth lunch program*
- Montebello City Park is the crown jewel of the Montebello park system*
- The staff’s ability to make things happen with small budgets*
- They department is on a great path, given the master plan. It has been decades since this kind of planning was done*
- There is a general willingness among the five youth sports providers to work together and share field space when at all possible*
- The childcare and preschool programs are working well
- Staff are proactive. They address any issues or problems
- The department goes above and beyond during tax season at the Senior Center. They provide scheduling, takes calls, make appointments, etc. They are very responsive allowing volunteers to complete 300-350 tax returns for seniors
- Youth and adult programs are some of the City’s major strengths
- If Grant Rhea Park was available more, the Department could serve 1,000 more people
- The new City Manager has made identifiable positive changes in the City
- Partnerships with the Rotary Club, the police, the hospital, and the City are good
- A lot of improvement with the golf course – a new management group appears to be working Visually there appears to be more people using the golf course
- The Quiet Cannon is a nice facility for group meetings with a good view of the golf course
- Henry Acuna Park is well used by Seniors
- The gymnasium’s basketball program now reaches 400 participants
- Good communication with the high school
- The Department offers a lot of sports (basketball, baseball, softball, soccer, etc.)

What are the weaknesses that need addressed through the Master Plan update?

- Daily parks maintenance needs improvement. Some parks are not nice, clean, or inviting. Groundskeeping and surrounding areas need improvement so that the parks do not fall prey to bad elements, parks, and sports infields have not been a priority – some look awful*****
- Renovations, specifically to restrooms are needed*****
- The does not have a large enough budget to allow staff to do everything they need to do*****
- There are staff shortages at the Senior Center, in park maintenance and in general that are made worse by not having funds to offer competitive salaries*****
- Field space is at a premium for both youth sports practices and games causing youth sports providers to compete for use. Conflicts occur during overlap of seasons when soccer season overlaps with baseball and softball****
- Some youth sports providers must work around Department organized activities in the parks***
- Some of the fields at Montebello City Park are bad. Dog feces, needles, dirt more than grass, poor lighting, bad restrooms, and homeless issues (sleeping in dugouts – beds/blankets/etc.)***
- Scheduling of sports fields is inefficient due to the need for an automated reservation system***
- Park infrastructure is lacking – not having proper amenities. Deferred maintenance, repairs, and lighting are big issues in the parks, especially during fall/winter months. Need to improve safety and comfort***
- A lack of joint use agreement with the schools creates challenges. There is a potential unbalance in “City vs school” uses***
- Communication from the department to Senior club needs to be improved– the Department at times schedules events in conflict with senior club activities causing a club to have to cancel events and lose money**
- There are not enough special events like battle of the bands, and outdoor concerts**
- The golf course needs additional TLC*
- The Senior Center has only two large rooms for programs and needs to be expanded*
- Holifield Park is not safe. The consensus among sports groups is to avoid using this park for safety and security reasons*
- Staff do not always treat Seniors how they should be treated – it seems the Department has been more interested in renting the rooms rather than prioritizing Senior use*
- The Senior Center is at a great disadvantage because it is a multi-use facility, with it being rented out on evenings and weekends
- The Olympic-size swimming pool can be heated but is currently not open past September because the Department cannot afford to heat it
- There are not enough lifeguards to run the pool year around
- Reggie Rodriguez Park is not safe because of pirates and bad elements
- Walkability is not what it should be. The parks do not seem connected
- Programming is no longer taking place outside the Senior Center
- The high school track can be used by the Department but only outside the school’s existing programs
- Access to programs is limited because the Department does not have a scholarship program
- Challenges for special events include shade and sanitation services

- Some of the school facilities are not up to par. The schools are only responsive to safety issues
- A big challenge is that Montebello City Park only has one baseball/softball diamond
- It would be good to have security cameras on the fields
- When the fields are not available, the youth sports providers must use neighboring cities facilities at a much higher price. One organization, the Montebello Brewers Youth Baseball uses the Whittier Narrows at three times the cost of the fields in Montebello
- Advertising, getting the story out is inconsistent
- Communication from staff is not always good
- QOL in Montebello has decreased
- Homeless issues present barriers to use
- Grant Rae Park needs more attention
- The Montebello Golf Course should pattern the operation after the City of Industry course
- Building maintenance can be improved
- Chet Holifield park has a lot of unnecessary facilities

What parts of Montebello's Parks or Recreation facilities do not meet your expectations or need improvement?

- The Senior Center has poor lighting, (downstairs) and has deferred maintenance issues*
- Restrooms in parks are a deterrent to use because they have not been updated
- Grant Rae Park field #1 where Ponytail Softball plays was built in the 1950s and is not what is needed anymore
- The recreation building near Grant Rae Park Field #2 where the Montebello Indians play is in disrepair, including the snack bar
- Restrooms in the south part of Grant Rae Park are heavily used and suffer huge vandalism issues
- Termites in the paint at Ashiya Park hold the buildings together
- Reggie Rodriguez Park needs better daily maintenance and upkeep
- Holifield Park is sad – tired and no love in the park. It needs a complete overhaul. It is dark

What new amenities do you desire?

- Outdoor exercise equipment in the parks, but this seems to have lost priority with Department leadership (in Montebello City Park too)****
- All-inclusive play equipment and/or playground***
- Better parking. This has been an issue in the parks during events. Sometimes multiple groups reserve the same parks on the same days and during the same times***
- More trails and walking pathways. Walking in the Community is a major activity that residents participate in***
- Montebello City Park could use more attention*
- Locker rooms and support amenities at the Aquatic Center could use renovations*
- Splash pads would be a great benefit*
- A nice set of tennis courts (like Whittier Narrows)*
- Better lighting in the parks would make people feel safer and may encourage more park use*
- Futsal facilities*

- Better sports and active recreation design at Grant Rae Park
- Montebello Senior Center could use a seated area like the Arcadia Senior Center or Norwalk Senior Center has for socializing. A welcoming area in the Center for drop-in use
- Chet Holifield Park, in south side, does not get as much attention due to its perceived reputation
- Rubber flooring for walking/running paths
- A new gymnasium at Chet Holifield Park would be a great asset because it would capture a large audience
- Play equipment renovations due to deferred maintenance
- Cathy Hansel Gymnasium and Youth Center needs general park improvements. It is heavily used by the community for various programs
- Community gathering spaces that are connected by walking trails would be great
- A cultural arts facility would be a unique and fun asset to host events and run special programs. The Department does not have a dedicated space like this
- Renovating the pool in the south side of Montebello would be a major benefit
- Taylor Ranch Park needs a cultural arts center
- Better sports and active recreation design at Grant Rae Park
- Another basketball gym
- Some of the facilities do not have amenities but we work around them
- Skateboard park like one that was active in the 1980s
- A little higher end facility – not Beverly Hills but people will pay for quality
- Reggie Rodriguez Park could use an upgrade
- Playgrounds could use upgrading for ADA
- A dog park would be a good amenity
- More picnic benches would be nice
- Montebello City Park could benefit from several improvements
- More general surveillance would be good
- Reserved parking for seniors at the center during events and club activities

What new recreation activities do you desire?

- Expand sports programs to include football, soccer, and baseball***
- Programs for individuals with disabilities***
- The Senior Center should focus on three components that are key - social services, social fun activities, and healthcare information and referral to resources**
- Additional senior services*
- The youth program overall needs more help*
- Improvements to the registration process for senior programs. Keep it simple because the senior community is not tech-savvy
- New classes
- After school recreation programs
- Teen programs
- New senior model - The social clubs are not working for the new (younger) generations
- Youth programming – partnerships with youth sports organizations should be fine-tuned
- Multi-generational programming

- Technology based programs and E-sports with safety precautions in place
- A senior travel club would be well received
- Pickleball is a growing sport and interest is increasing
- More girls' softball programs/facilities would be great, although the desire for "competitive" programs is greater
- Subsidy programs would be welcomed. People call and ask about camps, childcare, sports, etc. at lower fees
- Parents ask about sports, classes, etc.
- Dog parks are requested
- Seniors would like more excursions
- Additional special events
- Concerts in the park are great events, supported well by the community
- Outdoor movies started four years ago and typically take place during the summer, but the Department would like to conduct them during winter months as well
- Family field trips
- Trips to destinations throughout Southern California

Are there areas in the City (geographic or market segments) that are underserved?

- South side of Montebello could be served better. Park facilities and amenities are more limited even despite the large population that resides there*****

What are the most repeated concerns/messages staff hear from residents?

- Lighting at parks is a constant issue**
- Not enough staffing at parks/facilities, maintenance, park lighting and safety*
- Residents from north side of Montebello are vocal and more active compared to residents from the south side of the City. Residents perceive the north side as safer, and the reputation from the south side hurts attendance in the parks
- The growing variety of programs and great customer service
- People appreciate the hard work Department staff provides with existing programs
- Restrooms, vandalism, and graffiti are major issues
- Seniors appreciate the Senior Center's welcoming and safe environment
- Seniors would like to see improvements to the taxi service that is contracted by City. Seniors pay \$1.00 a ride but may run out of monthly ride vouchers, forcing them to choose services
- The condition of restrooms
- Always carved out an amount of the park for parking but we do not want to take this out of our park system
- Parking concerns

What key partners and stakeholders in the community can assist with the implementation of the Park Facilities Master Plan?

- The Lions Club
- The Rotary Club
- The Optimists Club
- The Mexican American Opportunity Foundation
- Montebello – San Gabriel YWCA
- Ashiya, Japan sister city
- The Women’s Club
- Shop Montebello
- Youth sports program representatives
- The police department
- The school district
- Senior center representatives
- The fire department
- Youth program participants
- User groups
- The Latino Diabetes Association
- Commissioners
- Insurance groups
- LA Kings
- Sport groups
- Youth sports programs
- The Montebello Historical Society

What key issues, values and priorities in the Montebello community need to be considered, while developing the Park Facilities Master Plan?

- Address parking issues**
- General park infrastructure and beautification**
- Safety in the parks – better lighting, safety and paths are the top priorities*
- Our goal is to cater to our neighborhoods; make parks a hub of a neighborhood*
- We are an old community and I feel are still working with programs that worked 20 years ago. We have to learn to think out of the box and learn to work with what we have and utilize our facilities to the maximum
- Play equipment should be updated
- Programming for senior groups is a priority and should continue to best of the City’s ability
- Bring the community together and be the neighborhood resource
- Offer the best sports complex - play, exercise, feel safe, etc.
- The George Hensel Aquatic Center should be open year around
- Chet Holifield Park. Focus on good staff and a newer facility and it would be a real hub for the community. The area is super industrial. A lot of families are in apartments with different social-economic demographics. Needs to be a safe space with good lighting and staffing

- A study is needed to prioritize services, determine users, and if parks are walkable? It all matters
- Partnerships are a priority which can help with budget issues
- Increased civic engagement and create more community connections
- Attract larger number of residents to attend facilities, programs, and special events
- Aquatics has the potential to become one of the City's greatest strengths
- Improvements to Montebello City Park should be a priority
- Keep improving general communication, catalogs, brochures, etc.
- Technological upgrades are needed
- New programs, the types that people go to other cities for
- Trails, walkways, and walking programs
- We are known as the "yes" department, so we work hard to make anything work even with limited staff
- Opportunities for play, exercise, feeling safe, etc.

Other Comments

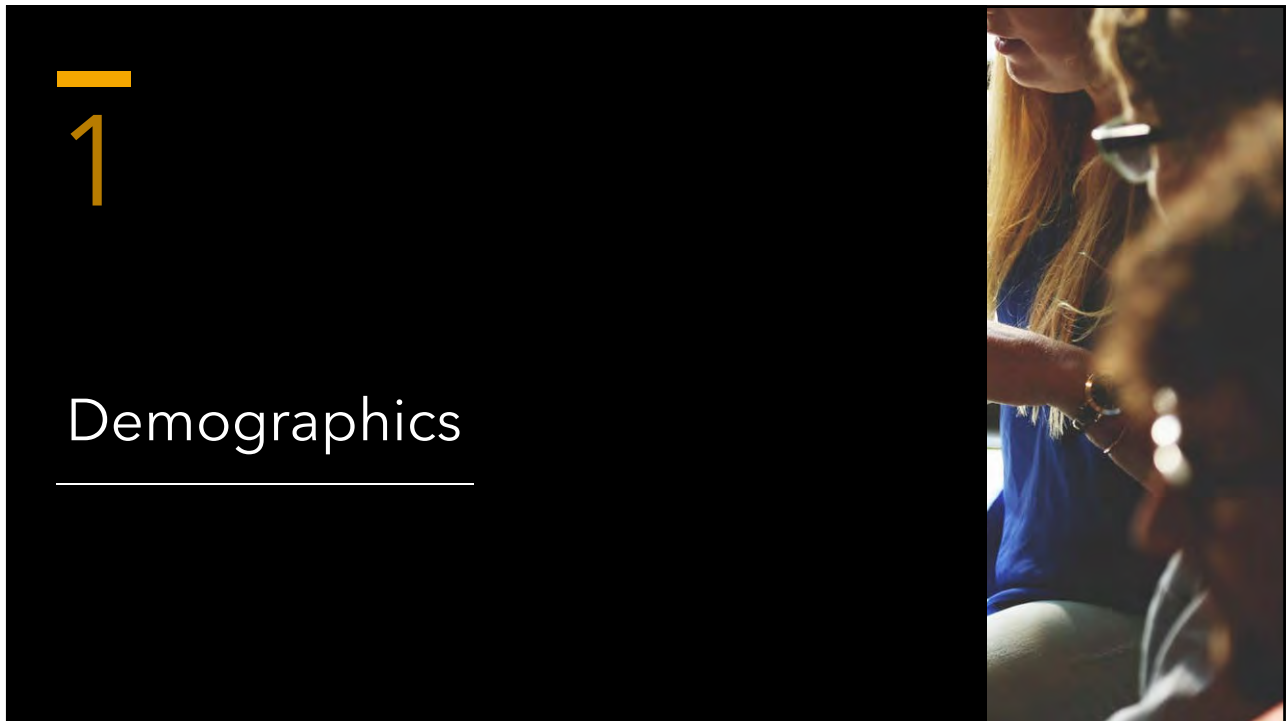
- Fees are competitive compared to those of surrounding cities
- The community is made up of many Hispanic people. There is a strong American pride in the community – if you made it to Montebello "you made it". It's coined the Beverly Hills of East LA. We are going to need to address the demographic needs in the next 10 months not 10 years
- Better roads. Paving is needed. There are many potholes in many streets
- There is a curve on Montebello Boulevard where people lose control of their cars and run into homes and other parked cars
- For safety reasons, staff should never leave only one person at the Senior Center
- Transportation is an issue (but there is a voucher program) for senior's use of programs and facilities
- Transportation = equity and access
- Residents do not participate at the same levels of civic engagement around the City
- There is always something happening at Reggie Rodriguez Park–Kids playing basketball, baseball
- Areas between Montebello and Pico Rivera are more impacted by homeless issues under the bridges, not so much in parks
- Ever since the Covid-19 Pandemic began, senior dances have been a thing of the past, so new programs will have to be implemented such as computer classes, movies, and exercise classes
- Up and coming City Council members are humble, active, attend events, look for funding, etc. They are a great support system for the department
- No formalized sponsorship program is currently in place
- The Department needs to pay licensing fees that range from \$500-\$1200 per movie
- Pockets of people continue to use the parks during the Pandemic
- Prior to Covid-19, the parks (Chet Holifield Park, Ashiya Park), were better maintained
- A lot of programming is centralized at Montebello City Park. Walking is a major activity here
- Deterioration of infrastructure – roads, and such but seems the Department is going the right direction

- To keep a positive morale in City, there needs to be more two-way communication and engagement
- Hope that within the City, the departments are talking
- Fees are reasonable
- Covid-19 slowed the relationships between the Rotary Club and the community
- Reggie Rodriguez Park has a lot of potential
- The Mexican American Opportunity Foundation (MAOF) pays the City to have youth participate in City programs
- Senior Center issues are tied to staffing and budgets
- Community would be hesitant to major changes due to nostalgia, but staff would see the benefits of improvements/upgrades
- Lifeguards have good retention
- Relationships have been built with the senior community
- The Department works with other organizations for Senior case management services
- Volunteers support meetings and events
- Important for socializing, self-esteem, getting out of the house
- There is usually a waitlist for popular events
- Senior clubs also provide health-related information and services
- Right now, the Senior Center would be having meetings on Medicare enrollment if not for the Pandemic
- People from other cities also participate in Montebello Senior Center programs
- Senior clubs contribute to emergency relief efforts when needed
- Senior clubs also adopt a foster family during the Christmas holiday
- Senior clubs are very grateful for the Department's support
- The City has a summer intern program that trains potential new hires
- Summer fees are slightly higher
- Some sports providers use school facilities and believe they could greatly increase capacity if more school facilities were made available. There are concerns about the maintenance condition of some of the school facilities
- Rotary meets at the Golf Course facility on Wednesdays and works to promote Montebello
- A new gated community with 400 or so new homes will be constructed in the future
- People are scared and frustrated; it is a tough time for many people. Seniors miss participating in club activities

SECTION III-C Statistically Valid Survey



1

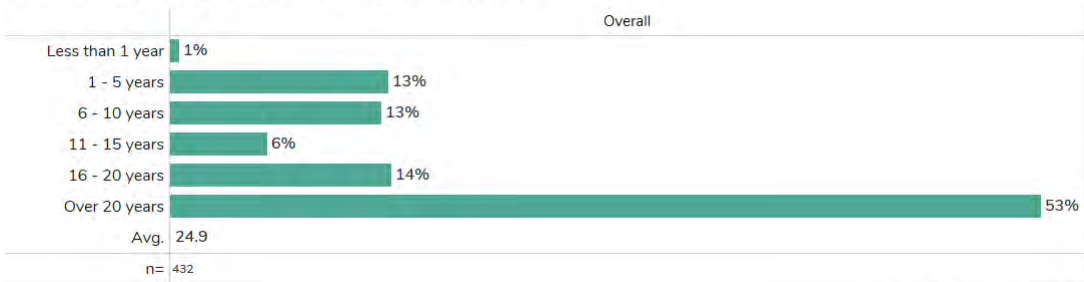


2

Demographics

Tenure in Montebello

Q 1: How long have you lived in the City of Montebello?



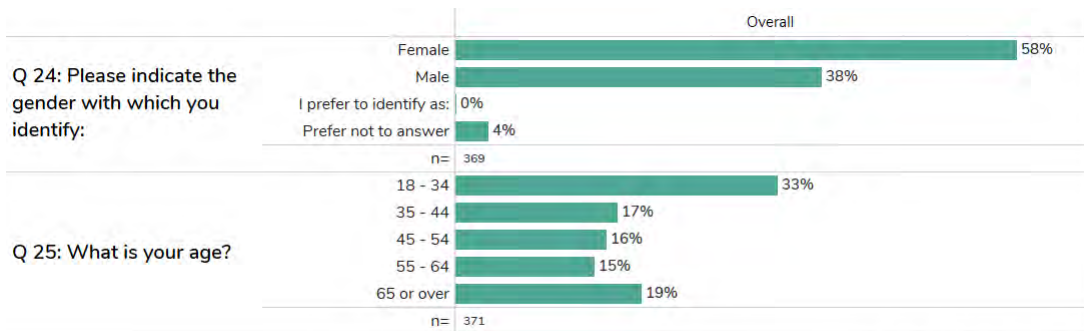
Source: RRC Associates and KTUA



3

Demographics

Gender & Age



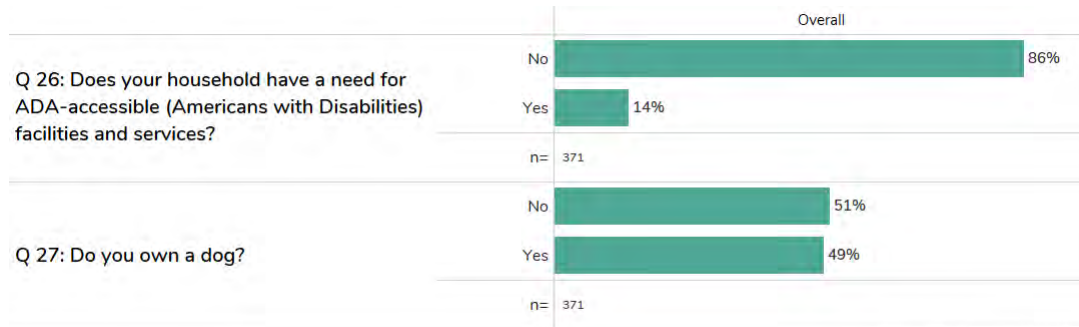
Source: RRC Associates and KTUA



4

Demographics

Need for ADA Accessibility & Dog Ownership



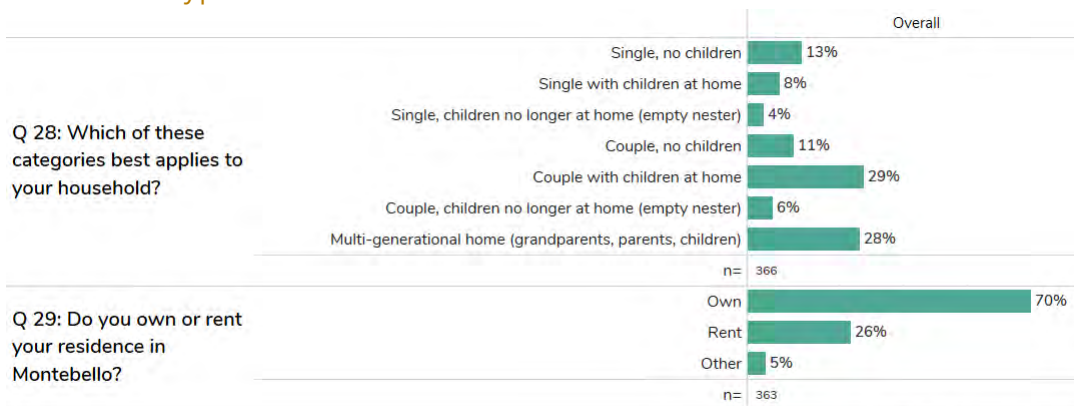
Source: RRC Associates and KTUA



5

Demographics

Household Type & Own vs. Rent



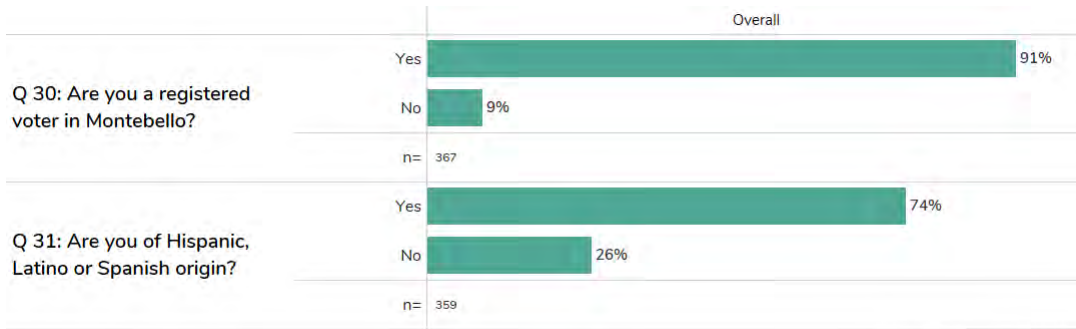
Source: RRC Associates and KTUA



6

Demographics

Voter Registration & Hispanic Origin



Source: RRC Associates and KTUA

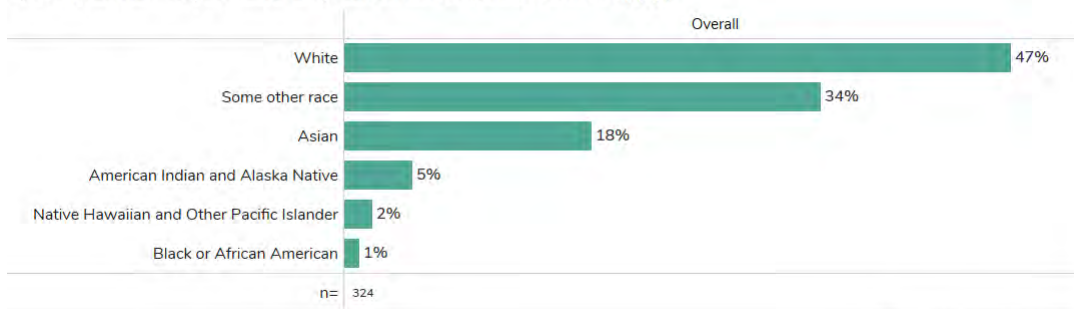


7

Demographics

Race

Q 32: What race to you consider yourself to be? (Check all that apply)



Source: RRC Associates and KTUA

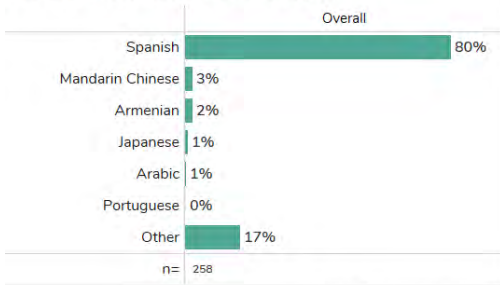


8

Demographics

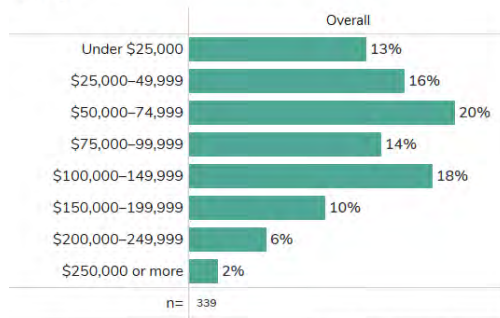
Other Languages Spoken & Income

Q 33: Are there any languages other than English used in your household to communicate? If so, please indicate below (Check all that apply)



Source: RRC Associates and KTUA

Q 34: Which of these categories best describes the total gross annual income of your household (before taxes)?




Source: RRC Associates and KTUA



9

1

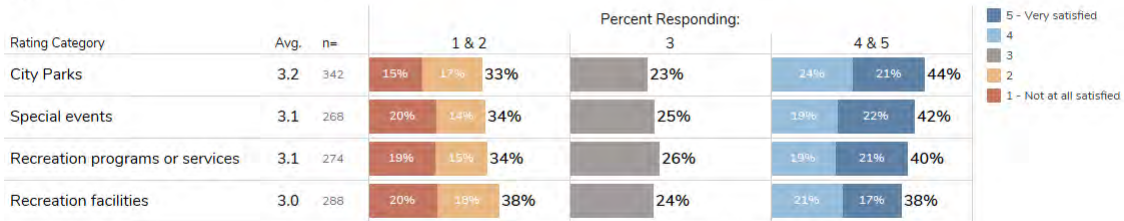
Satisfaction & Current Usage



10

Satisfaction

Q 2: How satisfied has your household been with the overall quality of parks, recreation programs/services, facilities, and events you have used in the past 12 months?
Overall

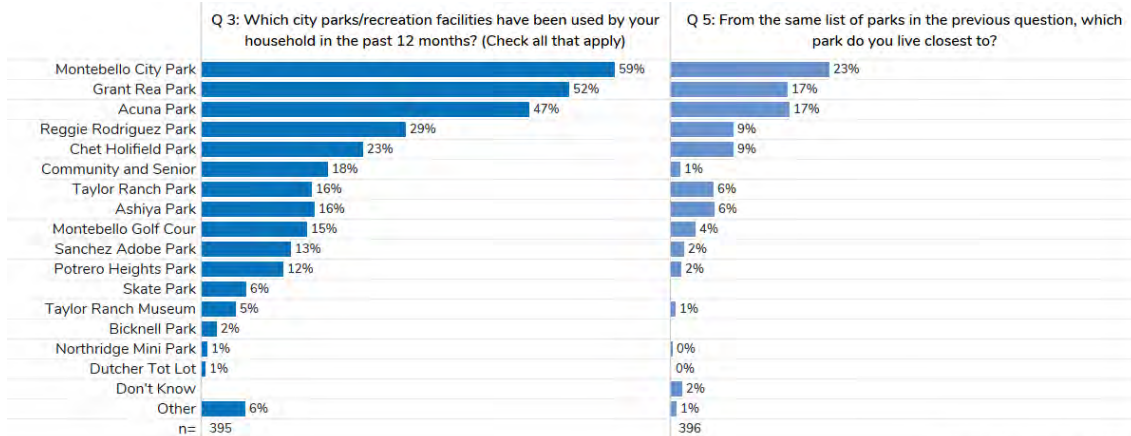


*Ratings categories are sorted in descending order by the average rating
Source: RRC Associates and KTUA



11

Current Usage & Proximity



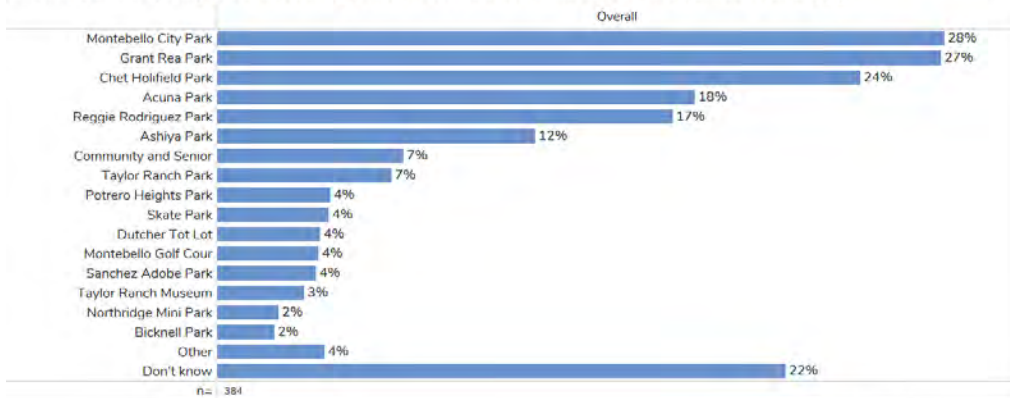
Source: RRC Associates and KTUA



12

Improvement & Additional Amenities

Q 6: Which of the city parks/recreation facilities, if any, do you feel needs major improvements and additional amenities to become a better-quality park that can support recreational needs into the future? (Check all that apply)



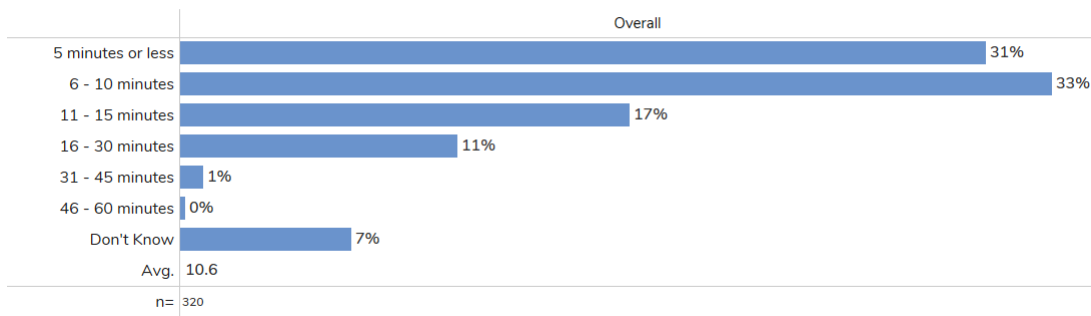
Source: RRC Associates and KTUA



13

Time to Closest Park/Facility

Q 7: If you and/or a member of your household were to walk to the closest park, community center and/or other recreation facility to your home, approximately how long would it take to get there (one direction)?

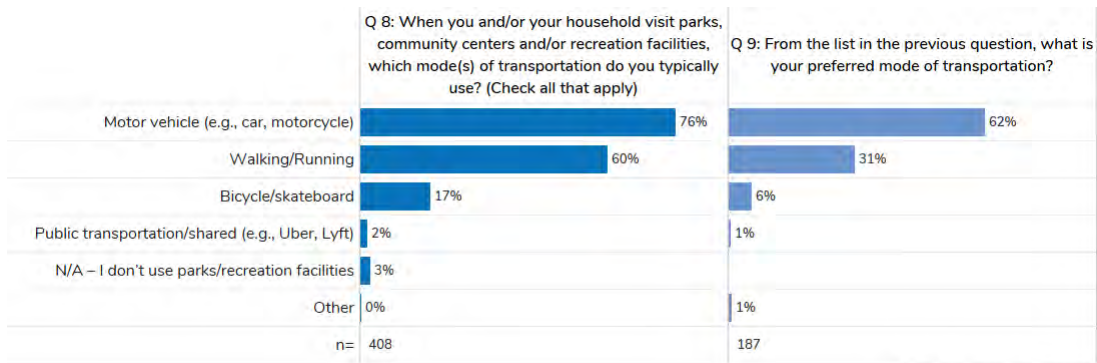


Source: RRC Associates and KTUA



14

Mode of Transportation



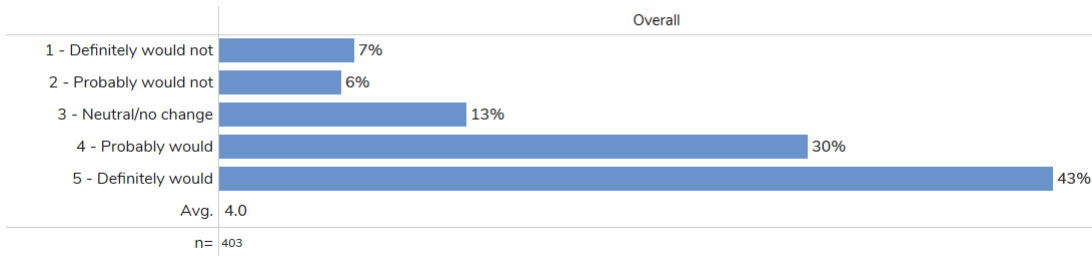
Source: RRC Associates and KTUA



15

Change in Use

Q 10: If additional trail connections, bike lanes/paths, pedestrian walkways and/or street crossings were developed, would you and/or your household walk or ride a bicycle to get to parks, neighborhood centers and/or recreation facilities more often?




Source: RRC Associates and KTUA



16

2

Current Conditions



17

Current Facilities: Importance

Q 11: Please rate A: how important are the following facilities and services to your household:
Overall

Rating Category	Avg.	n=	Percent Responding:			
			1 & 2	3	4 & 5	
City parks and open spaces	4.5	386	4%	10%	70%	86%
Amenities at City parks (e.g., picnic areas, restrooms)	4.5	385	6%	8%	72%	86%
Trails and pathways	4.3	382	8%	11%	63%	81%
Athletic courts (e.g., basketball, tennis)	4.1	379	13%	14%	52%	72%
Youth recreation and sport programs	4.0	373	16%	13%	58%	71%
Special events	4.0	375	10%	19%	48%	71%
Community centers	4.0	385	9%	23%	49%	68%
Adult recreation and sport programs	3.9	373	14%	21%	46%	65%
Senior programs	3.9	380	15%	21%	49%	64%
Aquatic programs	3.9	373	15%	21%	47%	64%
Athletic fields (e.g., baseball, soccer)	3.9	382	18%	16%	48%	65%
Adaptive programs at City facilities	3.8	364	16%	22%	41%	61%
Kids club/camps	3.8	373	20%	18%	47%	62%

*Ratings categories are sorted in descending order by the average rating
Source: RRC Associates and KTUA



18

Current Facilities: Needs Met

Q 11: Please rate B: how you think they are currently meeting the needs of the community:
Overall

Rating Category	Avg.	n=	Percent Responding:			
			1 & 2	3	4 & 5	
City parks and open spaces	3.4	311	13% 21%	32%	13% 23%	47%
Youth recreation and sport programs	3.3	252	28% 30%	26%	21% 23%	44%
Athletic fields (e.g., baseball, soccer)	3.2	296	16% 30%	26%	21% 23%	44%
Senior programs	3.2	246	15% 16%	27%	27%	40%
Special events	3.2	260	14% 19%	24%	21% 21%	42%
Kids club/camps	3.1	242	16% 10%	26%	15% 24%	40%
Community centers	3.1	278	15% 18%	27%	19% 21%	40%
Amenities at City parks (e.g., picnic areas, restrooms)	3.1	313	16% 20%	25%	20% 19%	39%
Athletic courts (e.g., basketball, tennis)	3.0	295	14% 21%	30%	18% 16%	35%
Adaptive programs at City facilities	2.9	216	17% 22%	28%	15% 18%	33%
Adult recreation and sport programs	2.9	239	20% 22%	28%	20%	31%
Aquatic programs	2.8	259	23% 20%	23%	17% 17%	34%
Trails and pathways	2.6	296	30% 24%	15%	14% 17%	30%

*Ratings categories are sorted in descending order by the average rating
Source: RRC Associates and KTUA



Importance/Performance Matrix

**High importance/
Low needs met**

These are key areas for potential improvements. Improving these facilities/programs would likely positively affect the degree to which community needs are met overall.

**High importance/
High needs met**

These amenities are important to most respondents and should be maintained in the future but are less of a priority for improvements as needs are currently being adequately met.

These “niche” facilities/programs have a small but passionate following, so measuring participation when planning for future improvements may prove to be valuable.

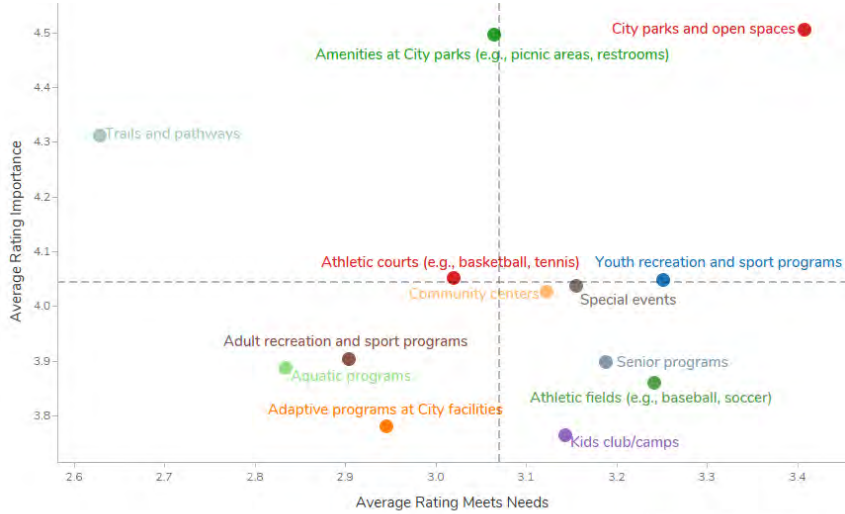
Current levels of support appear to be adequate. Future discussions evaluating whether the resources supporting these facilities/programs outweigh the benefits may be constructive.

**Low importance/
Low needs met**

**Low importance/
High needs met**



Importance/Performance Matrix

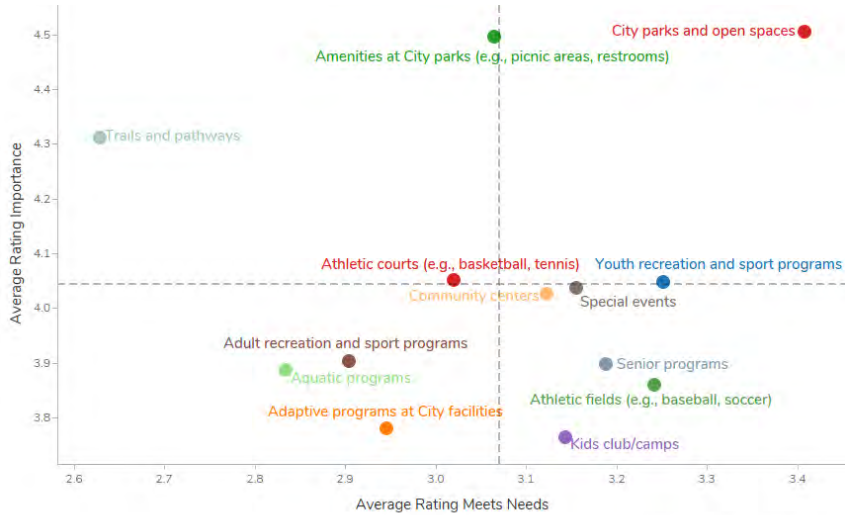


Source: RRC Associates and KTUA



21

Importance/Performance Matrix




Source: RRC Associates and KTUA



22

3

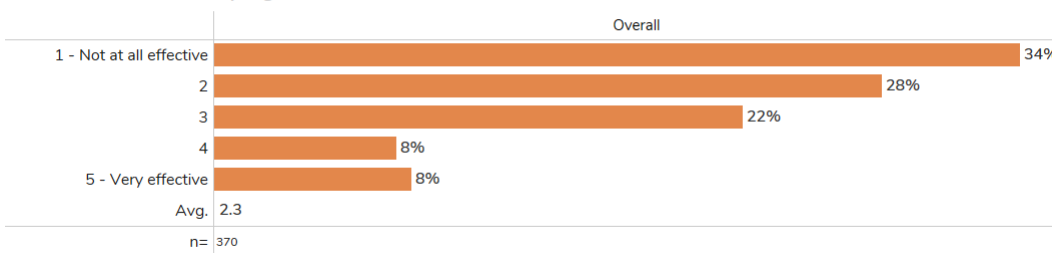
Communication



23

Communication Effectiveness

Q 13: How effective is the City of Montebello at reaching you with information on parks and recreation facilities, services, and programs?

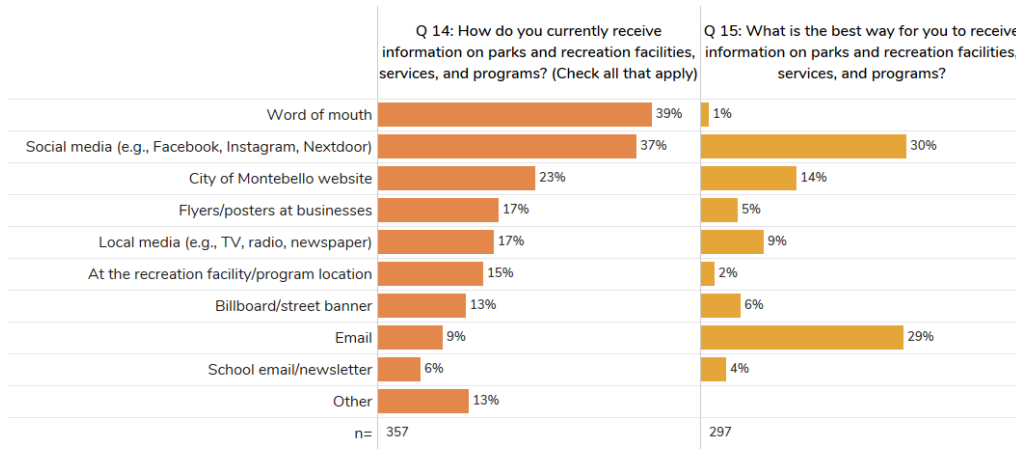


Source: RRC Associates and KTUA



24

Current & Preferred Methods of Communication



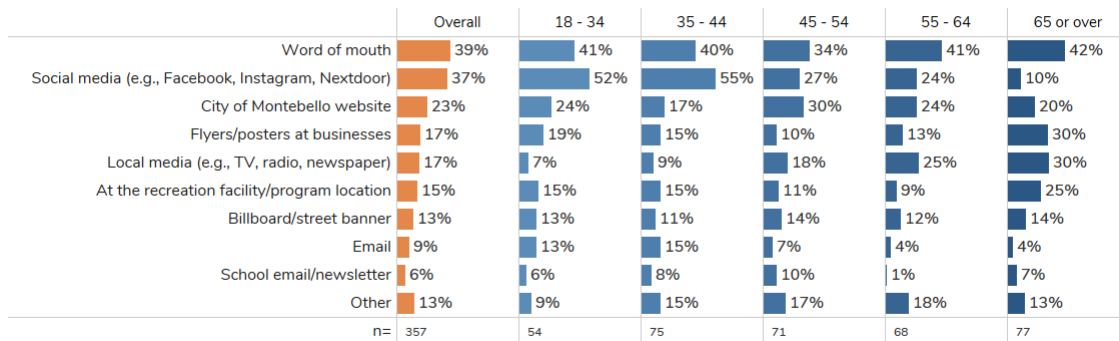
Source: RRC Associates and KTUA



25

Current Methods of Communication Overall and By Age

Q 14: How do you currently receive information on parks and recreation facilities, services, and programs? (Check all that apply)



Source: RRC Associates and KTUA

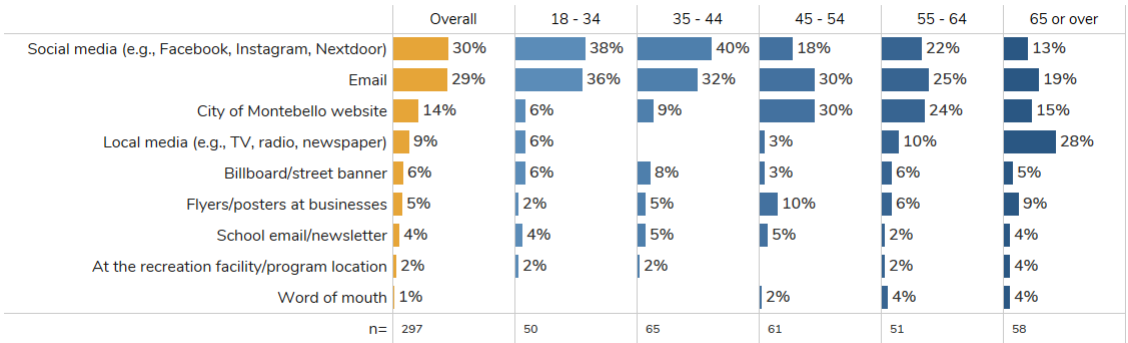


26

Preferred Methods of Communication

Overall and by Age

Q 15: What is the best way for you to receive information on parks and recreation facilities, services, and programs?




Source: RRC Associates and KTUA



27

4

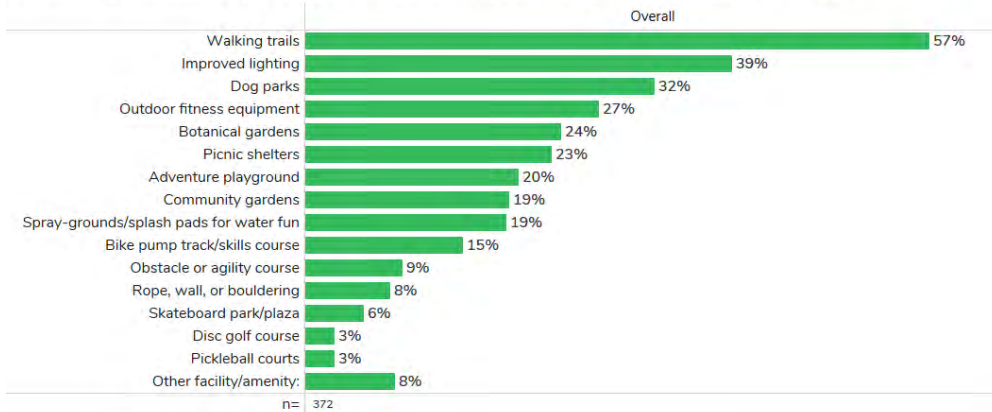
Future Facilities, Amenities, & Programs



28

Non-Traditional Facilities/Activities

Q 16: Which THREE of the following non-traditional recreational facilities and/or activities do you feel should be seriously considered by the City of Montebello over the next 5 years? (Check up to three)



Source: RRC Associates and KTUA

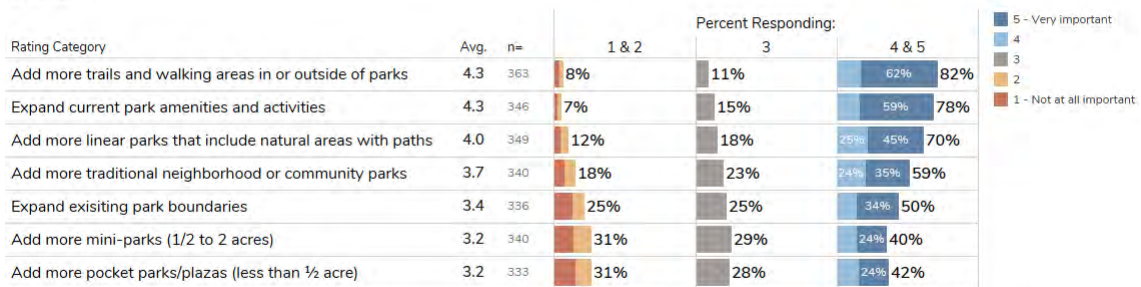


29

Needs to Address Over Next 5 - 10 Years

Q 17: What are the most important needs to be addressed by the City of Montebello over the next 5 to 10 years?

Overall



*Ratings categories are sorted in descending order by the average rating
Source: RRC Associates and KTUA



30

Needs to Address Over Next 5 - 10 Years

Rank of Average Rating, Overall and by Age

Q 17: What are the most important needs to be addressed by the City of Montebello over the next 5 to 10 years?



31

Purposes of Parks, Recreation, & Open Space

Q 18: Parks, recreation, and open space opportunities are offered in Montebello for a variety of purposes and to serve the needs of a diverse population. Please mark the box for how important each of the following purposes in Montebello is to you and your household. Overall

Rating Category	Avg.	n=	Percent Responding:			4 & 5
			1 & 2	3	4 & 5	
Provide a high level of safety and security at facilities	4.7	364	2%	6%	82%	92%
Ensure parks and recreation opportunities are accessible to all residents (including safe walkable routes, trail connections, and transportation options)	4.6	365	4%	7%	78%	90%
Encourage active lifestyles and promote health, wellness, and fitness	4.6	365	3%	6%	74%	91%
Ensure facilities and programs are affordable to all residents of Montebello	4.6	364	3%	10%	74%	87%
Strengthen community image and sense of place	4.6	358	3%	10%	72%	87%
Ensure environmental sustainability in park design and maintenance practices	4.5	356	3%	8%	65%	89%
Offer cultural events, festivals, and activities to reflect diversity and inclusivity	4.2	360	9%	12%	57%	78%
Create economic benefit through attraction of businesses and enhanced property values	4.1	357	12%	15%	56%	74%
Focus on providing family-oriented activities	4.1	362	10%	18%	51%	72%

*Ratings categories are sorted in descending order by the average rating
Source: RRC Associates and KTUA

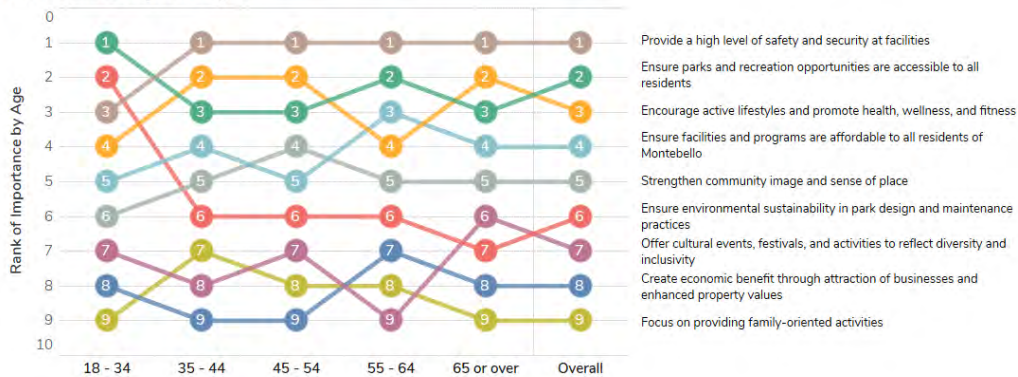


32

Purposes of Parks, Recreation, & Open Space

Rank of Average Rating, Overall and by Age

Q 18: Parks, recreation, and open space opportunities are offered in Montebello for a variety of purposes and to serve the needs of a diverse population. Please mark the box for how important each of the following purposes in Montebello is to you and you

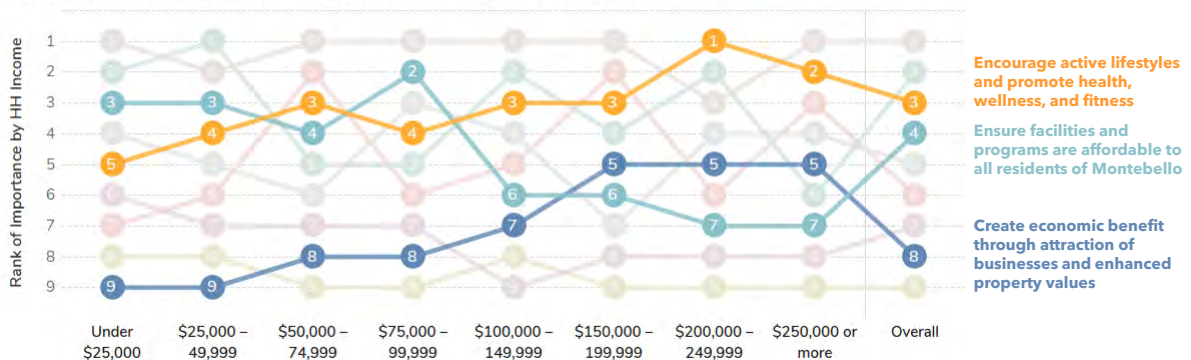


33

Purposes of Parks, Recreation, & Open Space

Rank of Average Rating, Overall and by Household Income

Q 18: Parks, recreation, and open space opportunities are offered in Montebello for a variety of purposes and to serve the needs of a diverse population. Please mark the box for how important each of the following purposes in Montebello is to you and your household.




Source: RRC Associates and KTUA



34

4


COVID-19 Assessment



35

Appreciation for Parks & Recreation

Q 19: Given the pandemic, CDC guidelines and restrictions on accessing parks and recreational facilities that were put into effect for COVID-19, are you now more appreciative of your parks and getting access to them?



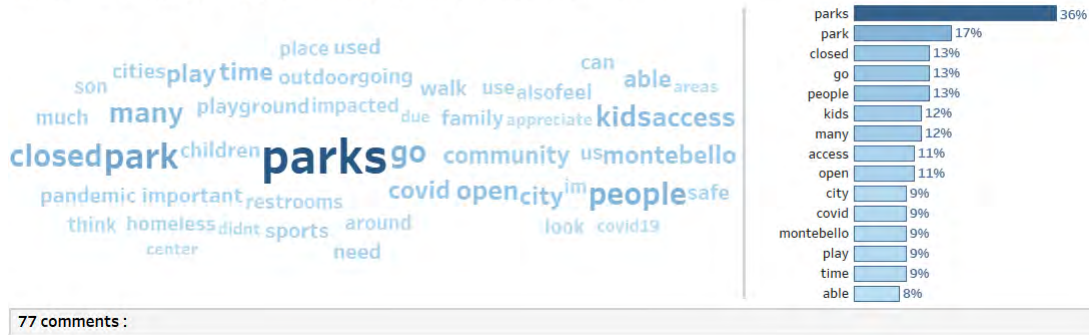
Source: RRC Associates and KTUA



36

Appreciation for Parks & Recreation - Open Ended Comments

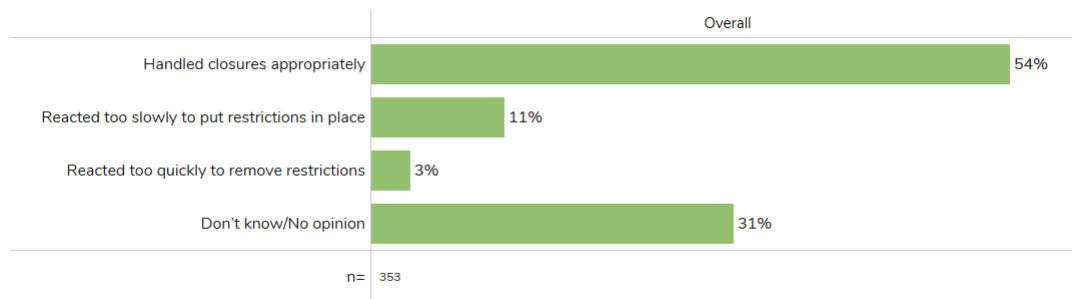
Q20: Do you have any specific comments on how the COVID-19 pandemic has impacted your access to parks and recreation facilities and how that has affected your appreciation for parks and recreational facilities?



37

Appreciation for Parks & Rec & Handling of Closures

Q 21: How do you feel about how the City of Montebello handled parks and recreation closures?



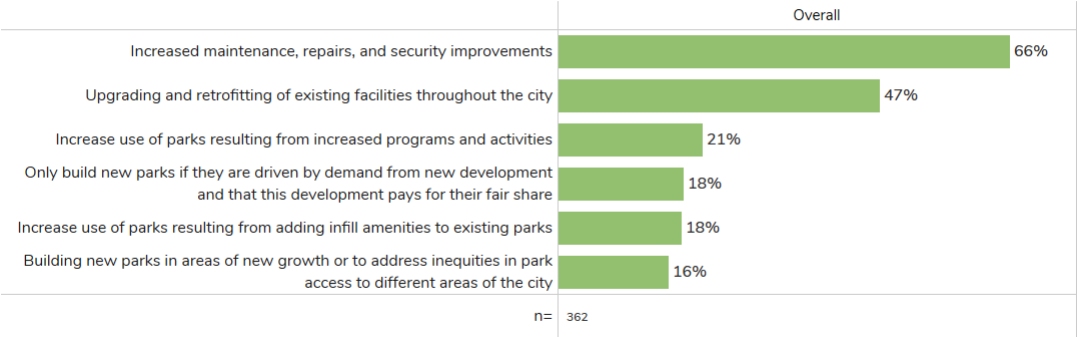
Source: RRC Associates and KTUA



38

Priorities Over Next Two Years

Q 22: Given likely budget issues influenced in part by COVID-19 for the City of Montebello over the next few years, what are the top two priorities that should be implemented?



Source: RRC Associates and KTUA



CITY OF MONTEBELLO PARKS AND RECREATION SURVEY

Help shape the future of your community! The City of Montebello wants your feedback to assist in the planning and development of future parks and recreation opportunities.

1. How long have you lived in the City of Montebello? Please enter number: Years **OR** Check here if less than a year

SATISFACTION

2. How satisfied has your household been with the overall quality of parks, recreation programs/services, facilities, and events you have used in the past 12 months?

	NOT AT ALL SATISFIED				VERY SATISFIED	HAVEN'T USED IN PAST 12 MONTHS
	1	2	3	4	5	
<u>City Parks</u>	<input type="checkbox"/>	<input type="checkbox"/>	<input type="checkbox"/>	<input type="checkbox"/>	<input type="checkbox"/>	<input type="checkbox"/>
<u>Recreation programs or services</u>	<input type="checkbox"/>	<input type="checkbox"/>	<input type="checkbox"/>	<input type="checkbox"/>	<input type="checkbox"/>	<input type="checkbox"/>
<u>Recreation facilities</u>	<input type="checkbox"/>	<input type="checkbox"/>	<input type="checkbox"/>	<input type="checkbox"/>	<input type="checkbox"/>	<input type="checkbox"/>
<u>Special events</u>	<input type="checkbox"/>	<input type="checkbox"/>	<input type="checkbox"/>	<input type="checkbox"/>	<input type="checkbox"/>	<input type="checkbox"/>

CURRENT USAGE

3. Which city parks/recreation facilities have been used by your household in the past 12 months? (CHECK ALL THAT APPLY)

- | | |
|---|---|
| 1) <input type="checkbox"/> Acuna Park
2) <input type="checkbox"/> Ashiya Park
3) <input type="checkbox"/> Bicknell Park
4) <input type="checkbox"/> Chet Holifield Park
5) <input type="checkbox"/> Community and Senior Center
6) <input type="checkbox"/> Dutcher Tot Lot
7) <input type="checkbox"/> Grant Rea Park
8) <input type="checkbox"/> Montebello City Park
9) <input type="checkbox"/> Montebello Golf Course | 10) <input type="checkbox"/> Northridge Mini Park
11) <input type="checkbox"/> Potrero Heights Park
12) <input type="checkbox"/> Reggie Rodriguez Park
13) <input type="checkbox"/> Sanchez Adobe Park
14) <input type="checkbox"/> Skate Park
15) <input type="checkbox"/> Taylor Ranch Museum
16) <input type="checkbox"/> Taylor Ranch Park
17) <input type="checkbox"/> Other: (specify _____) |
|---|---|

4. From the list in the previous question, which THREE parks/recreation facilities does your household use most frequently?

Insert number from Question 3: #1 Most Used _____ #2 Most Used _____ #3 Most Used _____

5. From the list of parks in Question 3, which park do you live closest to?

Insert number from Question 3: _____ OR Check here if you don't know

6. Which of the city parks/recreation facilities, if any, do you feel needs major improvements and additional amenities to become a better-quality park that can support recreational needs into the future?

Insert number(s) from Question 3 above: _____ Check here if you don't know

7. If you and/or a member of your household were to walk to the closest park, community center and/or other recreation facility to your home, approximately how long would it take to get there (one direction)?

Minutes walking one way **OR** Check here if you don't know

8. When you and/or your household visit parks, community centers and/or recreation facilities, which mode(s) of transportation do you typically use? (CHECK ALL THAT APPLY)

- | | |
|--|--|
| 1) <input type="checkbox"/> Motor vehicle (e.g., car, motorcycle)
2) <input type="checkbox"/> Public transportation/shared (e.g., Uber, Lyft)
3) <input type="checkbox"/> Bicycle/skateboard | 4) <input type="checkbox"/> Walking/Running
5) <input type="checkbox"/> Other: _____
6) <input type="checkbox"/> N/A – I don't use parks/recreation facilities |
|--|--|

9. From the list in the previous question, what is your preferred mode of transportation?

Insert number from Question 8: _____

10. If additional trail connections, bike lanes/paths, pedestrian walkways and/or street crossings were developed, would you and/or your household walk or ride a bicycle to get to parks, neighborhood centers and/or recreation facilities more often?

DEFINITELY WOULD NOT	PROBABLY WOULD NOT	NEUTRAL/NO CHANGE	PROBABLY WOULD	DEFINITELY WOULD
1	2	3	4	5
<input type="checkbox"/>	<input type="checkbox"/>	<input type="checkbox"/>	<input type="checkbox"/>	<input type="checkbox"/>

CURRENT CONDITIONS

11. For the following section, please rate A: how **important** are the following facilities and services to your **household**, and then rate B: how you think they are currently **meeting the needs** of the **community**. Please provide an answer for A and B whether or not you have used the facility or service.

Fill in two boxes per row (one each in column A and column B):	A) IMPORTANCE TO YOUR HOUSEHOLD					B) MEETING THE NEEDS OF THE COMMUNITY					
	NOT AT ALL IMPORTANT		VERY IMPORTANT			NOT AT ALL			COMPLETELY		DON'T KNOW
	1	2	3	4	5	1	2	3	4	5	x
Facilities and Amenities											
Amenities at City parks (e.g., picnic areas, restrooms)	<input type="checkbox"/>	<input type="checkbox"/>	<input type="checkbox"/>	<input type="checkbox"/>	<input type="checkbox"/>	<input type="checkbox"/>	<input type="checkbox"/>	<input type="checkbox"/>	<input type="checkbox"/>	<input type="checkbox"/>	<input type="checkbox"/>
Athletic courts (e.g., basketball, tennis)	<input type="checkbox"/>	<input type="checkbox"/>	<input type="checkbox"/>	<input type="checkbox"/>	<input type="checkbox"/>	<input type="checkbox"/>	<input type="checkbox"/>	<input type="checkbox"/>	<input type="checkbox"/>	<input type="checkbox"/>	<input type="checkbox"/>
Athletic fields (e.g., baseball, soccer)	<input type="checkbox"/>	<input type="checkbox"/>	<input type="checkbox"/>	<input type="checkbox"/>	<input type="checkbox"/>	<input type="checkbox"/>	<input type="checkbox"/>	<input type="checkbox"/>	<input type="checkbox"/>	<input type="checkbox"/>	<input type="checkbox"/>
City parks and open spaces	<input type="checkbox"/>	<input type="checkbox"/>	<input type="checkbox"/>	<input type="checkbox"/>	<input type="checkbox"/>	<input type="checkbox"/>	<input type="checkbox"/>	<input type="checkbox"/>	<input type="checkbox"/>	<input type="checkbox"/>	<input type="checkbox"/>
Community centers	<input type="checkbox"/>	<input type="checkbox"/>	<input type="checkbox"/>	<input type="checkbox"/>	<input type="checkbox"/>	<input type="checkbox"/>	<input type="checkbox"/>	<input type="checkbox"/>	<input type="checkbox"/>	<input type="checkbox"/>	<input type="checkbox"/>
Trails and pathways	<input type="checkbox"/>	<input type="checkbox"/>	<input type="checkbox"/>	<input type="checkbox"/>	<input type="checkbox"/>	<input type="checkbox"/>	<input type="checkbox"/>	<input type="checkbox"/>	<input type="checkbox"/>	<input type="checkbox"/>	<input type="checkbox"/>
Programs and Services											
Adaptive programs at City facilities	<input type="checkbox"/>	<input type="checkbox"/>	<input type="checkbox"/>	<input type="checkbox"/>	<input type="checkbox"/>	<input type="checkbox"/>	<input type="checkbox"/>	<input type="checkbox"/>	<input type="checkbox"/>	<input type="checkbox"/>	<input type="checkbox"/>
Adult recreation and sport programs	<input type="checkbox"/>	<input type="checkbox"/>	<input type="checkbox"/>	<input type="checkbox"/>	<input type="checkbox"/>	<input type="checkbox"/>	<input type="checkbox"/>	<input type="checkbox"/>	<input type="checkbox"/>	<input type="checkbox"/>	<input type="checkbox"/>
Aquatic programs	<input type="checkbox"/>	<input type="checkbox"/>	<input type="checkbox"/>	<input type="checkbox"/>	<input type="checkbox"/>	<input type="checkbox"/>	<input type="checkbox"/>	<input type="checkbox"/>	<input type="checkbox"/>	<input type="checkbox"/>	<input type="checkbox"/>
Kids club/camps	<input type="checkbox"/>	<input type="checkbox"/>	<input type="checkbox"/>	<input type="checkbox"/>	<input type="checkbox"/>	<input type="checkbox"/>	<input type="checkbox"/>	<input type="checkbox"/>	<input type="checkbox"/>	<input type="checkbox"/>	<input type="checkbox"/>
Senior programs	<input type="checkbox"/>	<input type="checkbox"/>	<input type="checkbox"/>	<input type="checkbox"/>	<input type="checkbox"/>	<input type="checkbox"/>	<input type="checkbox"/>	<input type="checkbox"/>	<input type="checkbox"/>	<input type="checkbox"/>	<input type="checkbox"/>
Special events	<input type="checkbox"/>	<input type="checkbox"/>	<input type="checkbox"/>	<input type="checkbox"/>	<input type="checkbox"/>	<input type="checkbox"/>	<input type="checkbox"/>	<input type="checkbox"/>	<input type="checkbox"/>	<input type="checkbox"/>	<input type="checkbox"/>
Youth recreation and sport programs	<input type="checkbox"/>	<input type="checkbox"/>	<input type="checkbox"/>	<input type="checkbox"/>	<input type="checkbox"/>	<input type="checkbox"/>	<input type="checkbox"/>	<input type="checkbox"/>	<input type="checkbox"/>	<input type="checkbox"/>	<input type="checkbox"/>
Other: (specify _____)	<input type="checkbox"/>	<input type="checkbox"/>	<input type="checkbox"/>	<input type="checkbox"/>	<input type="checkbox"/>	<input type="checkbox"/>	<input type="checkbox"/>	<input type="checkbox"/>	<input type="checkbox"/>	<input type="checkbox"/>	<input type="checkbox"/>

12. From the list below, indicate which factors have hindered your use of Montebello parks and recreation facilities, services, and programs in the past? (CHECK ALL THAT APPLY)

- N/A - Have not been hindered
- Don't have the programs I want
- Hours of operation/time offered
- Lack of quality instruction for programming
- Location of programs/classes not convenient
- No time or other personal reasons
- Not aware of the services offered
- Overall condition/maintenance of locations
- Prefer other recreation providers/clubs
- Price or user fees
- Safety and security
- Other (specify): _____

COMMUNICATION

13. How effective is the City of Montebello at reaching you with information on parks and recreation facilities, services, and programs?

NOT AT ALL EFFECTIVE VERY EFFECTIVE

1 2 3 4 5

14. How do you currently receive information on parks and recreation facilities, services, and programs? (CHECK ALL THAT APPLY)

- 1) Local media (e.g., TV, radio, newspaper)
- 2) City of Montebello website
- 3) At the recreation facility/program location
- 4) Social media (e.g., Facebook, Instagram, Nextdoor)
- 5) Email
- 6) School email/newsletter
- 7) Flyers/posters at businesses
- 8) Billboard/street banner
- 9) Word of mouth
- 10) Other (specify: _____)

15. What is the **best** way for you to receive information on parks and recreation facilities, services, and programs?

Insert number from Question 14: _____

FUTURE FACILITIES, AMENITIES, AND PROGRAMS

16. Which **THREE** of the following non-traditional recreational facilities and/or activities do you feel should be seriously considered by the City of Montebello over the next 5 years? (PICK UP TO THREE)

- Adventure playground
- Bike pump track/skills course
- Botanical gardens
- Community gardens
- Disc golf course
- Dog parks
- Improved lighting
- Obstacle or agility course
- Outdoor fitness equipment
- Pickleball courts
- Picnic shelters
- Rope, wall, or bouldering
- Skateboard park/plaza
- Spray-grounds/splash pads for water fun
- Walking trails
- Other facility/amenity: _____

17. What are the most important needs to be addressed by the City of Montebello over the next 5 to 10 years?

	NOT AT ALL IMPORTANT				VERY IMPORTANT
	1	2	3	4	5
Add more pocket parks/plazas (less than 1/2 acre)	<input type="checkbox"/>	<input type="checkbox"/>	<input type="checkbox"/>	<input type="checkbox"/>	<input type="checkbox"/>
Add more linear parks that include natural areas with paths	<input type="checkbox"/>	<input type="checkbox"/>	<input type="checkbox"/>	<input type="checkbox"/>	<input type="checkbox"/>
Add more trails and walking areas in or outside of parks	<input type="checkbox"/>	<input type="checkbox"/>	<input type="checkbox"/>	<input type="checkbox"/>	<input type="checkbox"/>
Add more mini-parks (1/2 to 2 acres)	<input type="checkbox"/>	<input type="checkbox"/>	<input type="checkbox"/>	<input type="checkbox"/>	<input type="checkbox"/>
Add more traditional neighborhood or community parks	<input type="checkbox"/>	<input type="checkbox"/>	<input type="checkbox"/>	<input type="checkbox"/>	<input type="checkbox"/>
Expand current park amenities and activities	<input type="checkbox"/>	<input type="checkbox"/>	<input type="checkbox"/>	<input type="checkbox"/>	<input type="checkbox"/>
Expand existing park boundaries	<input type="checkbox"/>	<input type="checkbox"/>	<input type="checkbox"/>	<input type="checkbox"/>	<input type="checkbox"/>

VALUES AND VISION

18. Parks, recreation, and open space opportunities are offered in Montebello for a variety of purposes and to serve the needs of a diverse population. Please mark the box for how important each of the following purposes in Montebello is to you and your household.

	NOT AT ALL IMPORTANT				VERY IMPORTANT
	1	2	3	4	5
Create economic benefit through attraction of businesses and enhanced property values	<input type="checkbox"/>	<input type="checkbox"/>	<input type="checkbox"/>	<input type="checkbox"/>	<input type="checkbox"/>
Encourage active lifestyles and promote health, wellness, and fitness	<input type="checkbox"/>	<input type="checkbox"/>	<input type="checkbox"/>	<input type="checkbox"/>	<input type="checkbox"/>
Ensure environmental sustainability in park design and maintenance practices	<input type="checkbox"/>	<input type="checkbox"/>	<input type="checkbox"/>	<input type="checkbox"/>	<input type="checkbox"/>
Ensure facilities and programs are affordable to all residents of Montebello	<input type="checkbox"/>	<input type="checkbox"/>	<input type="checkbox"/>	<input type="checkbox"/>	<input type="checkbox"/>
Ensure parks and recreation opportunities are accessible to all residents (including safe walkable routes, trail connections, and transportation options)	<input type="checkbox"/>	<input type="checkbox"/>	<input type="checkbox"/>	<input type="checkbox"/>	<input type="checkbox"/>
Focus on providing family-oriented activities	<input type="checkbox"/>	<input type="checkbox"/>	<input type="checkbox"/>	<input type="checkbox"/>	<input type="checkbox"/>
Offer cultural events, festivals, and activities to reflect diversity and inclusivity	<input type="checkbox"/>	<input type="checkbox"/>	<input type="checkbox"/>	<input type="checkbox"/>	<input type="checkbox"/>
Provide a high level of safety and security at facilities	<input type="checkbox"/>	<input type="checkbox"/>	<input type="checkbox"/>	<input type="checkbox"/>	<input type="checkbox"/>
Strengthen community image and sense of place	<input type="checkbox"/>	<input type="checkbox"/>	<input type="checkbox"/>	<input type="checkbox"/>	<input type="checkbox"/>
Other (specify): _____	<input type="checkbox"/>	<input type="checkbox"/>	<input type="checkbox"/>	<input type="checkbox"/>	<input type="checkbox"/>

COVID-19 ASSESSMENT

19. Given the pandemic, CDC guidelines and restrictions on accessing parks and recreational facilities that were put into effect for COVID-19, are you now more appreciative of your parks and getting access to them? Yes No

20. Do you have any specific comments on how the COVID-19 pandemic has impacted your access to parks and recreation facilities and how that has affected your appreciation for parks and recreational facilities?

21. How do you feel about how the City of Montebello handled parks and recreation closures?

- Handled closures appropriately
- Reacted too slowly to put restrictions in place
- Reacted too quickly to remove restrictions
- Don't know/No opinion

22. Given likely budget issues influenced in part by COVID-19 for the City of Montebello over the next few years, what are the top two priorities that should be implemented? (PLEASE SELECT ONLY TWO)

- Increase use of parks resulting from increased programs and activities
- Increase use of parks resulting from adding infill amenities to existing parks
- Upgrading and retrofitting of existing facilities throughout the city
- Building new parks in areas of new growth or to address inequities in park access to different areas of the city
- Increased maintenance, repairs, and security improvements
- Only build new parks if they are driven by demand from new development and that this development pays for their fair share of these facilities

SUGGESTIONS AND ADDITIONAL COMMENTS

23. Do you have any further comments about parks, recreation facilities, and programs in Montebello?

DEMOGRAPHICS

Your demographic information will assist in our analysis of survey responses. Your responses are confidential and individual responses will not be shared.

24. Please indicate the gender with which you identify:

- Male
- Female
- I prefer to identify as: _____
- Prefer not to answer

25. What is your age?

- Under 25
- 25 – 34
- 35 – 44
- 45 – 54
- 55 – 64
- 65 – 74
- 75 or over

26. Does your household have a need for ADA-accessible (Americans with Disabilities) facilities and services?

- Yes
- No

27. Do you own a dog?

- Yes
- No

28. Which of these categories best applies to your household?

- Single, no children
- Single with children at home
- Single, children no longer at home (empty nester)
- Couple, no children
- Couple with children at home
- Couple, children no longer at home (empty nester)
- Multi-generational home (grandparents, parents, children)

29. Do you own or rent your residence in Montebello?

- Own
- Rent
- Other

30. Are you a registered voter in Montebello?

- Yes
- No

31. Are you of Hispanic, Latino or Spanish origin?

- Yes
- No

32. What race do you consider yourself to be? (CHECK ALL THAT APPLY)

- American Indian and Alaska Native
- Asian
- Black or African American
- Native Hawaiian and Other Pacific Islander
- White
- Some other race

33. Are there any languages other than English used in your household to communicate? If so, please indicate below. (CHECK ALL THAT APPLY)

- Arabic
- Armenian
- Mandarin Chinese
- Japanese
- Portuguese
- Spanish
- Other: _____

34. Which of these categories best describes the total gross annual income of your household (before taxes)?

- Under \$25,000
- \$25,000–49,999
- \$50,000–74,999
- \$75,000–99,999
- \$100,000–149,999
- \$150,000–199,999
- \$200,000–249,999
- \$250,000 or more

Thank you for taking the time to share your opinions.
Your input will be of great value to Montebello Parks and Recreation.

ENCUESTA SOBRE LOS PARQUES Y RECREACIÓN DE LA CIUDAD DE MONTEBELLO

¡Ayude a dar forma al futuro de su comunidad! La ciudad de Montebello necesita sus comentarios para ayudar en la planificación y desarrollo de parques y oportunidades de recreación futuras.

1. ¿Cuánto tiempo ha vivido en la ciudad de Montebello? Ingrese el número: años 0 Marque aquí si ha sido por menos de un año

SATISFACCIÓN

2. ¿Qué tan satisfecho ha estado con la calidad general de los parques, programas y/o servicios recreativos, instalaciones y eventos que ha utilizado en los últimos 12 meses?

	NO SATISFECHO				MUY SATISFECHO	NO LO HE USADO EN LOS ÚLTIMOS 12 MESES
	1	2	3	4	5	
Parques de la ciudad	<input type="checkbox"/>	<input type="checkbox"/>	<input type="checkbox"/>	<input type="checkbox"/>	<input type="checkbox"/>	<input type="checkbox"/>
Programas o servicios de recreación	<input type="checkbox"/>	<input type="checkbox"/>	<input type="checkbox"/>	<input type="checkbox"/>	<input type="checkbox"/>	<input type="checkbox"/>
Instalaciones recreativas	<input type="checkbox"/>	<input type="checkbox"/>	<input type="checkbox"/>	<input type="checkbox"/>	<input type="checkbox"/>	<input type="checkbox"/>
Eventos especiales	<input type="checkbox"/>	<input type="checkbox"/>	<input type="checkbox"/>	<input type="checkbox"/>	<input type="checkbox"/>	<input type="checkbox"/>

USO ACTUAL

3. ¿Qué parques de la ciudad y/o instalaciones recreativas ha utilizado en los últimos 12 meses? (MARQUE TODO LO QUE APLIQUE)

- | | |
|---|--|
| 1) <input type="checkbox"/> Acuna Park
2) <input type="checkbox"/> Ashiya Park
3) <input type="checkbox"/> Bicknell Park
4) <input type="checkbox"/> Chet Holifield Park
5) <input type="checkbox"/> Community and Senior Center
6) <input type="checkbox"/> Dutcher Tot Lot
7) <input type="checkbox"/> Grant Rea Park
8) <input type="checkbox"/> Montebello City Park
9) <input type="checkbox"/> Montebello Golf Course | 10) <input type="checkbox"/> Northridge Mini Park
11) <input type="checkbox"/> Potrero Heights Park
12) <input type="checkbox"/> Reggie Rodriguez Park
13) <input type="checkbox"/> Sanchez Adobe Park
14) <input type="checkbox"/> Skate Park
15) <input type="checkbox"/> Taylor Ranch Museum
16) <input type="checkbox"/> Taylor Ranch Park
17) <input type="checkbox"/> Otro: (especifique _____) |
|---|--|

4. De la lista de la pregunta anterior, ¿qué TRES parques y/o instalaciones recreativas usa con más frecuencia?

Escriba el número de la pregunta 3: #1 Más usado _____ #2 Más usado _____ #3 Más usado _____

5. De la lista de parques en la pregunta 3, ¿de qué parque vive más cerca?

Escriba el número de la pregunta 3: _____ Marque aquí si no lo sabe

6. ¿Cuáles de los parques y/o instalaciones recreativas de la ciudad, si los hay, cree que necesita mejoras importantes y servicios adicionales para convertirse en un parque de mejor calidad que pueda satisfacer las necesidades recreativas en el futuro?

Escriba el (los) número(s) de la pregunta 3: _____ Marque aquí si no lo sabe

7. Si usted y/o un miembro de su hogar fueran a caminar al parque, centro comunitario u otra instalación recreativa más cercana a su casa, ¿aproximadamente cuánto tiempo le tomaría llegar ahí (caminando en un sentido)?

minutos caminando en una dirección Marque aquí si no lo sabe

8. Cuando usted y/o su familia visitan parques, centros comunitarios y/o instalaciones recreativas, ¿qué medio(s) de transporte utiliza normalmente? (MARQUE TODO LO QUE CORRESPONDA)

- | | |
|---|--|
| 1) <input type="checkbox"/> Vehículo de motor (ej. carro, motocicleta)
2) <input type="checkbox"/> Transporte público o compartido (Uber Lyft)
3) <input type="checkbox"/> Bicicleta o patineta | 4) <input type="checkbox"/> Caminando o corriendo
5) <input type="checkbox"/> Otro: _____
6) <input type="checkbox"/> N/A – No uso parques o instalaciones recreativas |
|---|--|

9. De la lista de la pregunta anterior, ¿cuál es su medio de transporte preferido?

Escriba el número de la pregunta 8: _____

10. Si se desarrollaran conexiones a senderos adicionales, carriles o senderos para bicicletas, senderos para peatones y/o cruces peatonales, ¿usted o su familia caminarían o andarían en bicicleta para llegar a parques, centros comunitarios o instalaciones recreativas con mayor frecuencia?

DEFINITIVAMENTE NO	PROBABLEMENTE NO	NEUTRAL/SIN CAMBIO	PROBABLEMENTE LO HARÍA	DEFINITIVAMENTE LO HARÍA
1	2	3	4	5

**CONDICIONES ACTUALES**

11. Para la siguiente sección, califique A: cuán importantes son las siguientes instalaciones y servicios en su hogar, y luego califique B: cómo cree que satisfacen actualmente las necesidades de la comunidad. Proporcione una respuesta para A y B ya sea que haya utilizado la instalación y el servicio o no.

Marque dos casillas por fila (uno en cada columna A y columna B):	A) IMPORTANCIA DENTRO DE SU HOGAR					B) SATISFACE LAS NECESIDADES DE LA COMUNIDAD					
	PARA NADA IMPORTANTE		MUY IMPORTANTE			PARA NADA			TOTALMENTE		NO SÉ
	1	2	3	4	5	1	2	3	4	5	x
Instalaciones											
Servicios en los parques de la ciudad (p. ej., áreas de picnic, baños)	<input type="checkbox"/>	<input type="checkbox"/>	<input type="checkbox"/>	<input type="checkbox"/>	<input type="checkbox"/>	<input type="checkbox"/>	<input type="checkbox"/>	<input type="checkbox"/>	<input type="checkbox"/>	<input type="checkbox"/>	<input type="checkbox"/>
Canchas deportivas (p. ej., baloncesto, tenis)	<input type="checkbox"/>	<input type="checkbox"/>	<input type="checkbox"/>	<input type="checkbox"/>	<input type="checkbox"/>	<input type="checkbox"/>	<input type="checkbox"/>	<input type="checkbox"/>	<input type="checkbox"/>	<input type="checkbox"/>	<input type="checkbox"/>
Campos deportivos (p. ej., béisbol, fútbol)	<input type="checkbox"/>	<input type="checkbox"/>	<input type="checkbox"/>	<input type="checkbox"/>	<input type="checkbox"/>	<input type="checkbox"/>	<input type="checkbox"/>	<input type="checkbox"/>	<input type="checkbox"/>	<input type="checkbox"/>	<input type="checkbox"/>
Parques de la ciudad y espacios abiertos	<input type="checkbox"/>	<input type="checkbox"/>	<input type="checkbox"/>	<input type="checkbox"/>	<input type="checkbox"/>	<input type="checkbox"/>	<input type="checkbox"/>	<input type="checkbox"/>	<input type="checkbox"/>	<input type="checkbox"/>	<input type="checkbox"/>
Centros comunitarios	<input type="checkbox"/>	<input type="checkbox"/>	<input type="checkbox"/>	<input type="checkbox"/>	<input type="checkbox"/>	<input type="checkbox"/>	<input type="checkbox"/>	<input type="checkbox"/>	<input type="checkbox"/>	<input type="checkbox"/>	<input type="checkbox"/>
Senderos y caminos	<input type="checkbox"/>	<input type="checkbox"/>	<input type="checkbox"/>	<input type="checkbox"/>	<input type="checkbox"/>	<input type="checkbox"/>	<input type="checkbox"/>	<input type="checkbox"/>	<input type="checkbox"/>	<input type="checkbox"/>	<input type="checkbox"/>
Programas y servicios											
Programas flexibles en las instalaciones de la ciudad	<input type="checkbox"/>	<input type="checkbox"/>	<input type="checkbox"/>	<input type="checkbox"/>	<input type="checkbox"/>	<input type="checkbox"/>	<input type="checkbox"/>	<input type="checkbox"/>	<input type="checkbox"/>	<input type="checkbox"/>	<input type="checkbox"/>
Programas recreativos y deportivos para adultos.	<input type="checkbox"/>	<input type="checkbox"/>	<input type="checkbox"/>	<input type="checkbox"/>	<input type="checkbox"/>	<input type="checkbox"/>	<input type="checkbox"/>	<input type="checkbox"/>	<input type="checkbox"/>	<input type="checkbox"/>	<input type="checkbox"/>
Programas acuáticos	<input type="checkbox"/>	<input type="checkbox"/>	<input type="checkbox"/>	<input type="checkbox"/>	<input type="checkbox"/>	<input type="checkbox"/>	<input type="checkbox"/>	<input type="checkbox"/>	<input type="checkbox"/>	<input type="checkbox"/>	<input type="checkbox"/>
Clubs para niños y/o campamentos	<input type="checkbox"/>	<input type="checkbox"/>	<input type="checkbox"/>	<input type="checkbox"/>	<input type="checkbox"/>	<input type="checkbox"/>	<input type="checkbox"/>	<input type="checkbox"/>	<input type="checkbox"/>	<input type="checkbox"/>	<input type="checkbox"/>
Programas para adultos mayores	<input type="checkbox"/>	<input type="checkbox"/>	<input type="checkbox"/>	<input type="checkbox"/>	<input type="checkbox"/>	<input type="checkbox"/>	<input type="checkbox"/>	<input type="checkbox"/>	<input type="checkbox"/>	<input type="checkbox"/>	<input type="checkbox"/>
Eventos especiales	<input type="checkbox"/>	<input type="checkbox"/>	<input type="checkbox"/>	<input type="checkbox"/>	<input type="checkbox"/>	<input type="checkbox"/>	<input type="checkbox"/>	<input type="checkbox"/>	<input type="checkbox"/>	<input type="checkbox"/>	<input type="checkbox"/>
Programas recreativos y deportivos para jóvenes	<input type="checkbox"/>	<input type="checkbox"/>	<input type="checkbox"/>	<input type="checkbox"/>	<input type="checkbox"/>	<input type="checkbox"/>	<input type="checkbox"/>	<input type="checkbox"/>	<input type="checkbox"/>	<input type="checkbox"/>	<input type="checkbox"/>
Otro: (especifique _____)	<input type="checkbox"/>	<input type="checkbox"/>	<input type="checkbox"/>	<input type="checkbox"/>	<input type="checkbox"/>	<input type="checkbox"/>	<input type="checkbox"/>	<input type="checkbox"/>	<input type="checkbox"/>	<input type="checkbox"/>	<input type="checkbox"/>

12. De la lista a continuación, indique qué factores han impedido que utilice los parques, instalaciones recreativas, servicios y programas de Montebello en el pasado. (MARQUE TODO LO QUE APLIQUE)

- | | |
|--|---|
| <input type="checkbox"/> N/A - No me lo han impedido | <input type="checkbox"/> No conozco los servicios ofrecidos |
| <input type="checkbox"/> No ofrecen los programas que me interesan | <input type="checkbox"/> Condición general y/o mantenimiento de las instalaciones |
| <input type="checkbox"/> Horario de operación | <input type="checkbox"/> Prefiero ir a otros lugares/clubes de recreación |
| <input type="checkbox"/> Falta de instrucción de calidad para los programas | <input type="checkbox"/> Precio o tarifas para el usuario |
| <input type="checkbox"/> Ubicación inconveniente de los programas y/o clases | <input type="checkbox"/> Seguridad y protección |
| <input type="checkbox"/> Sin tiempo u otras razones personales | <input type="checkbox"/> Otra (especifique: _____) |

COMUNICACIÓN

13. ¿Qué tan efectiva es la ciudad de Montebello para contactarlo con información sobre parques, instalaciones recreativas, servicios y programas?

NO ES EFECTIVA 2 3 4 MUY EFECTIVA

1 2 3 4 5

14. ¿Cómo recibe actualmente información sobre parques, instalaciones, servicios y programas de recreación? (MARQUE TODO LO QUE CORRESPONDA)

- | | |
|---|---|
| 1) <input type="checkbox"/> Medios locales (p. ej., televisión, radio, periódico) | 6) <input type="checkbox"/> Correo electrónico y/o boletín escolar |
| 2) <input type="checkbox"/> Sitio web de la ciudad de Montebello | 7) <input type="checkbox"/> Folletos y/o carteles en negocios |
| 3) <input type="checkbox"/> En la instalación recreativa y/o ubicación del programa | 8) <input type="checkbox"/> Espectaculares o anuncios en las calles |
| 4) <input type="checkbox"/> Redes sociales (p. Ej., Facebook, Instagram, Nextdoor) | 9) <input type="checkbox"/> De boca en boca |
| 5) <input type="checkbox"/> Correo electrónico | 10) <input type="checkbox"/> Otro (especifique: _____) |

15. ¿Cuál es la mejor manera de recibir información sobre parques, instalaciones, servicios y programas de recreación?

Escriba el número de la pregunta 14: _____

INSTALACIONES, SERVICIOS Y PROGRAMAS FUTUROS

16. ¿Cuáles de las siguientes **TRES** instalaciones y/o actividades recreativas no tradicionales cree que la ciudad de Montebello debería considerar seriamente en los próximos 5 años? (ELIJA HASTA TRES)

- | | |
|--|--|
| <input type="checkbox"/> Parque de aventura | <input type="checkbox"/> Aparatos para hacer ejercicio al aire libre |
| <input type="checkbox"/> Pump Track (parque de bicicletas) | <input type="checkbox"/> Canchas de pickleball |
| <input type="checkbox"/> Jardines botánicos | <input type="checkbox"/> Techos para sombra o picnic |
| <input type="checkbox"/> Jardines comunitarios | <input type="checkbox"/> Cuerdas y/o paredes para escalar |
| <input type="checkbox"/> Campo de disc golf | <input type="checkbox"/> Parque y/o plaza para patinaje |
| <input type="checkbox"/> Parques para perros | <input type="checkbox"/> Fuentes para diversión |
| <input type="checkbox"/> Mejor alumbrado público | <input type="checkbox"/> Senderos para caminar |
| <input type="checkbox"/> Recorrido de obstáculos | <input type="checkbox"/> Otra instalación o actividad: _____ |

17. ¿Cuáles son las necesidades más importantes que debe abordar la ciudad de Montebello en los próximos 5 a 10 años?

	PARA NADA IMPORTANTE				MUY IMPORTANTE
	1	2	3	4	5
Más parques y plazas pequeñas (menos de ½ acre)	<input type="checkbox"/>	<input type="checkbox"/>	<input type="checkbox"/>	<input type="checkbox"/>	<input type="checkbox"/>
Más parques lineales que incluyan áreas naturales con senderos	<input type="checkbox"/>	<input type="checkbox"/>	<input type="checkbox"/>	<input type="checkbox"/>	<input type="checkbox"/>
Más senderos y áreas para caminar dentro o fuera de los parques	<input type="checkbox"/>	<input type="checkbox"/>	<input type="checkbox"/>	<input type="checkbox"/>	<input type="checkbox"/>
Más mini parques (1/2 a 2 acres)	<input type="checkbox"/>	<input type="checkbox"/>	<input type="checkbox"/>	<input type="checkbox"/>	<input type="checkbox"/>
Más parques de vecindario tradicionales o parques comunitarios	<input type="checkbox"/>	<input type="checkbox"/>	<input type="checkbox"/>	<input type="checkbox"/>	<input type="checkbox"/>
Ampliar los servicios y actividades actuales del parque	<input type="checkbox"/>	<input type="checkbox"/>	<input type="checkbox"/>	<input type="checkbox"/>	<input type="checkbox"/>
Ampliar los límites existentes de los parques	<input type="checkbox"/>	<input type="checkbox"/>	<input type="checkbox"/>	<input type="checkbox"/>	<input type="checkbox"/>

VALORES Y VISIÓN

18. Montebello ofrecen parques, recreación y espacios abiertos para una variedad de propósitos y para satisfacer las necesidades de una población diversa. Marque en la casilla la importancia de cada uno de los siguientes propósitos en Montebello para usted.

	PARA NADA IMPORTANTE				MUY IMPORTANTE
	1	2	3	4	5
Crear beneficios económicos a través de la atracción de negocios y el incremento de los valores de las propiedades	<input type="checkbox"/>	<input type="checkbox"/>	<input type="checkbox"/>	<input type="checkbox"/>	<input type="checkbox"/>
Fomentar estilos de vida activos y promover la salud, el bienestar y la condición física	<input type="checkbox"/>	<input type="checkbox"/>	<input type="checkbox"/>	<input type="checkbox"/>	<input type="checkbox"/>
Garantizar la sostenibilidad ambiental en el diseño de los parques y las prácticas de mantenimiento	<input type="checkbox"/>	<input type="checkbox"/>	<input type="checkbox"/>	<input type="checkbox"/>	<input type="checkbox"/>
Asegurar que las instalaciones y programas sean accesibles para todos los residentes de Montebello	<input type="checkbox"/>	<input type="checkbox"/>	<input type="checkbox"/>	<input type="checkbox"/>	<input type="checkbox"/>
Asegurar que los parques y las oportunidades de recreación sean accesibles para todos los residentes (incluidas rutas seguras para caminar, conexiones a senderos y opciones de transporte)	<input type="checkbox"/>	<input type="checkbox"/>	<input type="checkbox"/>	<input type="checkbox"/>	<input type="checkbox"/>
Enfocarse en proporcionar actividades orientadas a la familia	<input type="checkbox"/>	<input type="checkbox"/>	<input type="checkbox"/>	<input type="checkbox"/>	<input type="checkbox"/>
Ofrecer eventos culturales, festivales y actividades para reflejar la diversidad y la inclusión	<input type="checkbox"/>	<input type="checkbox"/>	<input type="checkbox"/>	<input type="checkbox"/>	<input type="checkbox"/>
Proporcionar un alto nivel de seguridad en las instalaciones	<input type="checkbox"/>	<input type="checkbox"/>	<input type="checkbox"/>	<input type="checkbox"/>	<input type="checkbox"/>
Fortalecer la imagen de la comunidad y el sentido del lugar	<input type="checkbox"/>	<input type="checkbox"/>	<input type="checkbox"/>	<input type="checkbox"/>	<input type="checkbox"/>
Otro (especifique): _____	<input type="checkbox"/>	<input type="checkbox"/>	<input type="checkbox"/>	<input type="checkbox"/>	<input type="checkbox"/>

EVALUACIÓN SOBRE EL COVID-19

19. Dada la pandemia, las pautas y restricciones del CDC para acceder a parques e instalaciones recreativas que se pusieron en práctica para el COVID-19, ¿ahora aprecia más sus parques y el acceso a ellos? Sí No

20. ¿Tiene algún comentario específico sobre cómo la pandemia de COVID-19 ha afectado su acceso a parques e instalaciones recreativas y cómo eso ha cambiado su aprecio por los parques e instalaciones recreativas?

21. ¿Cómo se siente acerca de cómo la ciudad de Montebello manejó los cierres de los parques e instalaciones recreativas?

- Manejó cierres apropiadamente
- Reaccionó demasiado lento para establecer restricciones
- Reaccionó demasiado rápido para eliminar restricciones
- No lo sé / No tengo ninguna opinión

22. Dados los posibles problemas presupuestarios influenciados en parte por el COVID-19 para la ciudad de Montebello en los próximos años, ¿cuáles son las dos principales prioridades que deben implementarse: (SELECCIONE SOLO DOS)

- Aumentar el uso de parques como resultado de mayores programas y actividades
- Aumentar el uso de parques como resultado de agregar servicios de relleno a los parques existentes
- Actualización y modernización de las instalaciones existentes en toda la ciudad
- Construir nuevos parques en áreas de nuevo crecimiento o para abordar las desigualdades en el acceso a diferentes áreas de la ciudad
- Mayor mantenimiento, reparaciones y mejoras de seguridad
- Solo construir nuevos parques si son impulsados por la demanda del nuevo desarrollo y si este desarrollo paga su parte justa de estas instalaciones

SUGERENCIAS Y COMENTARIOS ADICIONALES

23. ¿Tiene algún comentario adicional sobre los parques, instalaciones y programas de recreación en Montebello?

DEMOGRAFÍA

Su información demográfica ayudará en nuestro análisis de las respuestas de la encuesta. Sus respuestas son confidenciales y no se compartirán respuestas individuales.

24. Indique el género con el que se identifica:

- Masculino
- Femenino
- Prefiero identificarme como: _____
- Prefiero no responder

25. ¿Cuál es tu edad?

- Menos de 25
- 25 – 34
- 35 – 44
- 45 – 54
- 55 – 64
- 65 – 74
- 75 o más

26. ¿Necesita instalaciones y servicios accesibles para personas con discapacidad en su hogar?

- Sí
- No

27. ¿Tiene un perro?

- Sí
- No

28. ¿Cuál de estas categorías se aplica mejor a usted?

- Soltero(a), sin hijos
- Soltero(a) con hijos en casa
- Soltero(a), niños que ya no están en casa (nido vacío)
- Pareja sin hijos
- Pareja con hijos en casa
- Pareja, con hijos que ya no están en casa (nido vacío)
- Hogar multigeneracional (abuelos, padres, hijos)

29. ¿Es propietario o renta una residencia en Montebello?

- Propietario
- Rento
- Otro

30. ¿Es usted un votante registrado en Montebello?

- Sí
- No

31. ¿Es de origen hispano, latino o español?

- Sí
- No

32. ¿Qué raza se consideras ser? (MARQUE TODO LO QUE CORRESPONDA)

- Indio americano o nativo de Alaska
- Asiático
- Afroamericano
- Nativo de Hawái u otras islas del Pacífico
- Blanco
- Alguna otra raza

33. ¿Hay otros idiomas además del inglés que se utilicen en su hogar para comunicarse? Si es así, indique a continuación. (MARQUE TODO LO QUE APLIQUE)

- Árabe
- Armenio
- Chino mandarín
- Japonés
- Portugués
- Español
- Otro: _____

34. ¿Cuál de estas categorías describe mejor el ingreso bruto anual total en su hogar (antes de impuestos)?

- Menos de \$25,000
- \$25,000–49,999
- \$50,000–74,999
- \$75,000–99,999
- \$100,000–149,999
- \$150,000–199,999
- \$200,000–249,999
- \$250,000 o más

Gracias por tomarse el tiempo para compartir sus opiniones.
Su opinión será de gran valor para los parques y recreación de Montebello.

SECTION III-D Workshop 1



Project Introduction

- Project team:



+ ktua



Workshop Schedule

- 6:00 - 6:10** Greet and Sign-in
- 6:10 - 6:20** Introduction
- 6:20 - 6:45** Presentation
- 6:45 - 7:15** Staff and Consultants Available for Questions

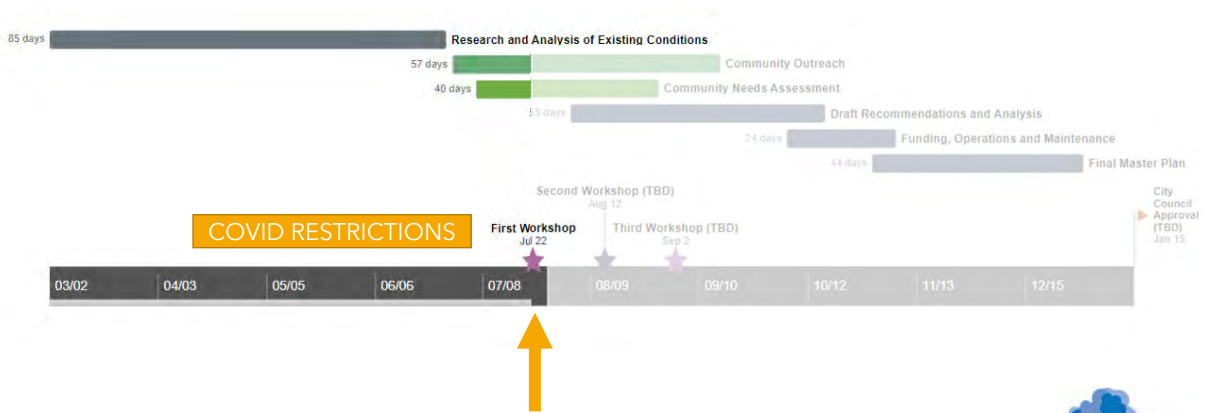


Project Introduction

- The purpose of this plan is to create a report for Montebello's parks and recreation facilities that will address:
 - Capital improvements
 - ADA accessibility
 - Park and general City facility conditions
 - Priorities and funding strategies
 - Maintenance standards
 - Recommendations for park facility improvements - including 3 specific park plans
- 1 year (March 2020 - January 2021)



Schedule



Project Goals

- Connect** trails and open space
- GOALS**
- Include** additional space and maximize use of existing parks
- Improve** equitable distribution through new facility development

We want to hear from you!

What is a Park Facilities Master Plan?

It is a document that provides a **guide** for the orderly development of future park, recreation, and open space facilities and programs that are required to meet the **current** and **future needs** of the community.



What will the Park Facilities Master Plan include?

In addition to the plan's findings and recommendations, this document will also include:

- An existing parks and facilities inventory
- Documentation of existing conditions
- Future plans
- Funding sources
- A comprehensive financial plan



Key
Definitions

Population Based Standards

Parkshed

Distribution of Park Services

5 Min / 10 Min Walk or Bike Time

Equitable distribution of park and recreational facilities and the ability **to serve** the various neighborhoods and **all** socioeconomic **segments of the city's population.**

Population Based Standards

Parkshed

Distribution of Park Services

5 Min / 10 Min Walk or Bike Time

A park service study done by taking a **park and households** it serves. Typically studied in time increments, generating an estimate of the number of nearby **potential park users**.

Population Based Standards

Parkshed

Distribution of Park Services

5 Min / 10 Min Walk or Bike Time

A geographic **distribution analysis** correlating the distribution of **parks and population** and the different access ranges for various park types.

Population Based Standards

Parkshed

Distribution of Park Services

5 Min / 10 Min Walk or Bike Time

Indicates the **parks or facilities** that can be **reached by a 5 min or 10 min walk or bike ride.**

Population Based Standards

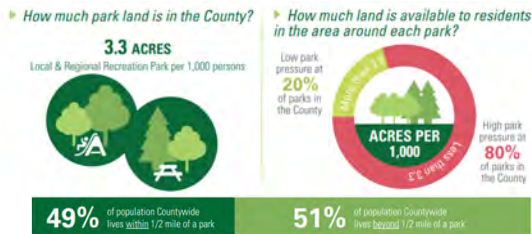
Parkshed

Distribution of Park Services

5 Min / 10 Min Walk or Bike Time

Previous Countywide Efforts

Los Angeles Countywide Parks and Recreation Needs Assessment (2016)



LA County



Montebello City



City of Montebello Parks Master Plan



Park Category	Size	Acres
Mini Parks + Neighborhood Park	< 10 acres	40.51
Community Parks + Center	> 10 acres	38.71
Special Use + Regional Facility		130.74
Total		209.96

Acuna Park (7.14 Acres)
0.84 park acres per 1,000

Ashiya Park (7.93 Acres)
1.01 park acres per 1,000

Bicknell Park (7.61 Acres)
3.84 park acres per 1,000

Chet Holifield Park (6.55 Acres)
0.7 park acres per 1,000

Dutcher Tot Lot (0.04 Acres)
0.03 park acres per 1,000

Grant Rea Park (24.94 Acres)
4.64 park acres per 1,000

Montebello City Park (12.93 Acres)
1.13 park acres per 1,000

Northridge Mini Park (0.21 Acres)
0.05 park acres per 1,000

Potrero Heights Park (6.78 Acres)
1.21 park acres per 1,000

Reggie Rodriguez Park (7.6 Acres)
1.27 park acres per 1,000

Taylor Ranch Park (2.28 Acres)
0.39 park acres per 1,000

- + Community and Senior Center (0.37 Acres)
- + Sanchez Adobe Park (1.14 Acres)
- + Taylor Ranch Museum (0.25 Acres)

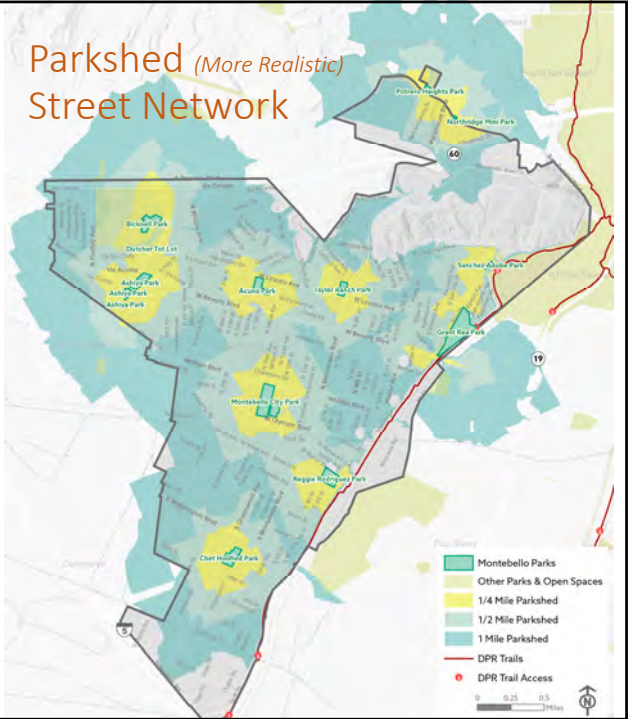
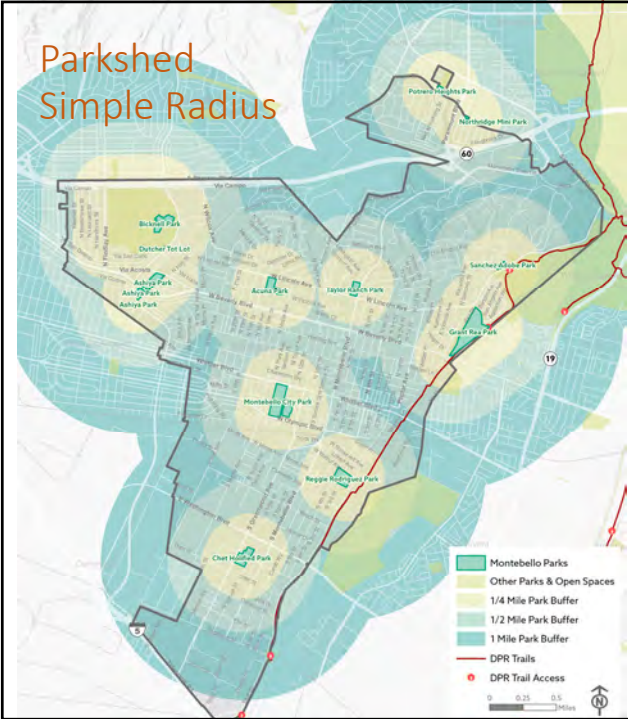


Understanding Parksheds

(Park Service Area)

Park Type	Parkshed Type	Assumption
Mini/Neighborhood Park	0.25 mile	5 min walk
Mini/Neighborhood Park	0.5 mile	10-12 min walk
Community/Regional Park	1 mile	6-8 min bike, and about 2 min drive





Montebello Park Master Plan

City of Montebello, 2020

Project Story
Map



▼

Ways to Participate

- Next Public Workshop anticipated **early August**
- Third Public Workshop anticipated **early September**
- For additional events check City web site
- Leave us your email address and we will keep you abreast of upcoming engagement events and milestones
- Look out for survey in the mail (not distributed to all residents). Story map will have a survey as well.
- Visit the **project story map**, <https://arcg.is/0yegOa>



Schedule



Q&A

- What park/s would you like to see further explored for major improvements?



Q&A

- Are there areas within the City that you believe are currently underserved by park and recreational facilities?



Q&A

- During the shutdowns caused by COVID-19, have you used any parks for walking, jogging, etc.?



Q&A

- How satisfied are you with the variety and quality of recreation programs and events offered?



Q&A

- How satisfied are you with the daily upkeep of the parks, facilities, restrooms, safety, etc.? How responsive has the City been in addressing vandalism, graffiti, etc.?



**Thank you for attending
tonight's workshop!**

**Be sure to leave a comment
before signing off**



Goals

- Maximize the use of existing parks
- Repurpose underused areas within parks
- Connect with a trail system that provides access to open space and connects parks
- Identify locations that could improve equitable distribution through new facility development

These are just a few. ***We want to hear from you!***



Key Definitions?

Key definitions that you may hear throughout the project:

- Population Based Standards
- Parkshed
- Distribution of Park Services
- 5 Min / 10 Min Walk or Bike Time



Youtube Video Link: <https://youtu.be/P6bP0f0o8rs>

SECTION III-E Workshop 2



1

Project Introduction

- Project team:

+ ktua

2

Schedule



3

Workshop Schedule

- 6:00 - 6:10** Greet and Sign-in
- 6:10 - 6:20** Introduction
- 6:20 - 6:45** Presentation
- 6:45 - 7:15** Staff and Consultants Available for Questions



4

Agenda / Outline

1. Stakeholder Interview Overview
2. Inventory Overview
3. Geographic and Park Acreage Gaps
4. Visual Preference Survey
5. Closing Remarks



5

Workshop #1 Recap

1. Project introduction & goals
2. Discussed what a park facilities master plan is
3. Key definitions
4. Shared the City parks and sizes
5. Discussed parksheds
6. Showed the project Storymap and how to add input



6

GOALS

- Connect** trails and open space
- Include** additional space and maximize use of existing parks
- Improve** equitable distribution through new facility development

Project Goals

We want to hear from you!

7

Key Definitions

- Population Based Standards
- Parkshed
- Distribution of Park Services
- 5 Min / 10 Min Walk or Bike Time

CITY OF MONTEBELLO
PARKS MASTER PLAN

8

Prop 68 Grant Funding

- Last round of the statewide Prop 68 grants (around 400 million dedicated to parks throughout California)
- Several parks qualify for this grant
- Major selection criteria includes
 - Project Location
 - Community Engagement
 - Operation and Maintenance Considerations
 - Summary About Project Needs, Benefits, & Readiness


PROJECT SELECTION CRITERIA	MAX POINT VALUE
PROJECT LOCATION	
1. Critical Lack of PARK SPACE	15
2. Significant Poverty	16
3. Type of Project	10
COMMUNITY ENGAGEMENT	
4. Community Based Planning	18
5. Employment or Volunteer Opportunities	6
6. Partnerships or Committed Funding	3
OPERATION AND MAINTENANCE CONSIDERATIONS	
7. Environmental Design	7
8. Public Use Fees and Hours of Operation	5
SUMMARY ABOUT PROJECT NEED, BENEFITS, AND READINESS	
9. Community CHALLENGES, Project Benefits and Readiness	20
MAXIMUM SCORE	100



9

1

Stakeholder Interview Overview



10

Stakeholder Interview Input

- The team interviewed key staff and stakeholders to understand the current operations and opportunities and constraints of the park systems.

- The following members were interviewed:

Staff: 5 members, May 14/15 and June 5, 2020

Community Members: 5 sports group leaders , June 27, 2020



11

Staff Interview Input

- City staff shared their vision of taking more recreation programs to neighborhood parks with a goal to make parks a hub at each neighborhood
- There is a general need to increase senior programming
- City staff felt there was a need to improve communication on programming through implementation of a program guide
- Safety in the parks is a major issue due to homelessness and limited lighting. This is especially challenging for youth sports organizations



12

Community Interview Input

- Additional staff and financial resources are needed to provide updated facilities and expanded programs. Buildings are outdated and need general upkeep and renovated improvements. Daily upkeep of restrooms should be a priority.
- Overall, the City does a good job supporting sports throughout the community, but sports groups could use more space and time to host practices and games. Field scheduling could be more efficient and effective by using an automated field scheduling program.
- More attention should be paid to parks and amenities on the south side of town.



13

Poll Question #1

- There appears to be difficulty in obtaining and/or reserving fields for use. Which of the following ideas be your first choice in resolving this issue?
 - a. Digital reservation system with shared calendars to see availability
 - b. More fields
 - c. More lighted fields / night play
 - d. Joint use fields with the school district



14

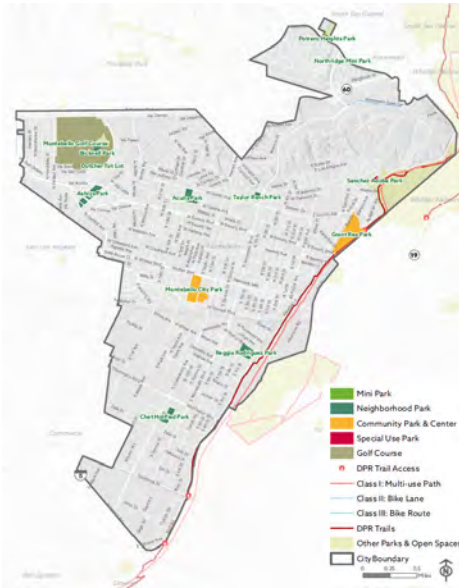
2

Inventory Overview



15

Summary of Park Acres



Park Category	Size	Acres
Mini Parks + Neighborhood Park	< 10 acres	40.51
Community Parks + Center	> 10 acres	38.71
Special Use + Regional Facility		130.74
Total		209.96

Acuna Park (7.14 Acres)
0.84 park acres per 1,000

Bicknell Park (7.61 Acres)
3.84 park acres per 1,000

Dutcher Tot Lot (0.04 Acres)
0.03 park acres per 1,000

Montebello City Park (12.93 Acres)
1.13 park acres per 1,000

Potrero Heights Park (6.78 Acres)
1.21 park acres per 1,000

Taylor Ranch Park (2.28 Acres)
0.39 park acres per 1,000

Ashiya Park (7.93 Acres)
1.01 park acres per 1,000

Chet Holifield Park (6.55 Acres)
0.7 park acres per 1,000

Grant Rea Park (24.94 Acres)
4.64 park acres per 1,000

Northridge Mini Park (0.21 Acres)
0.05 park acres per 1,000

Reggie Rodriguez Park (7.6 Acres)
1.27 park acres per 1,000

+ Community and Senior Center (0.37 Acres)

+ Sanchez Adobe Park (1.14 Acres)

+ Taylor Ranch Museum (0.25 Acres)

16

NRPA Standards



- NRPA recently completed a comprehensive performance review document which highlights 24 of the most critical park and recreation metrics collected from the NRPA Park Metrics database.

2020 NRPA Agency Performance Review Key Findings



17

FIGURE 2: ACRES OF PARKLAND PER 1,000 RESIDENTS (BY JURISDICTION POPULATION)

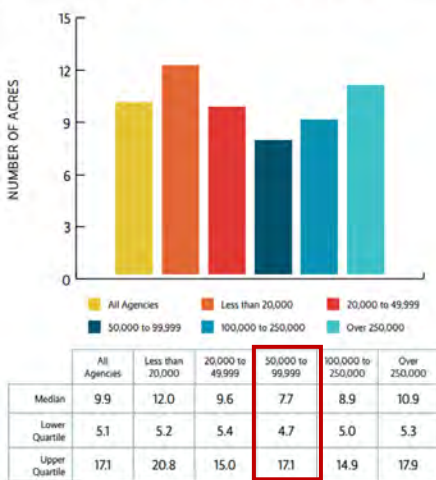
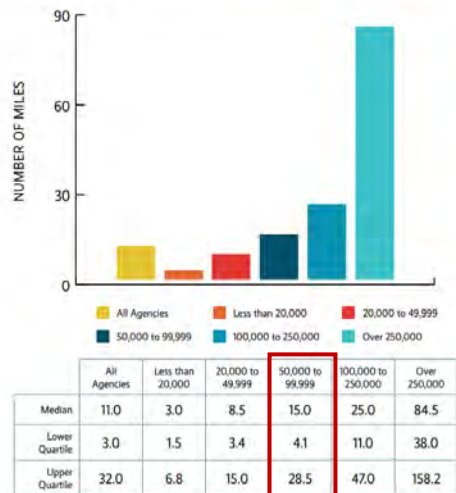
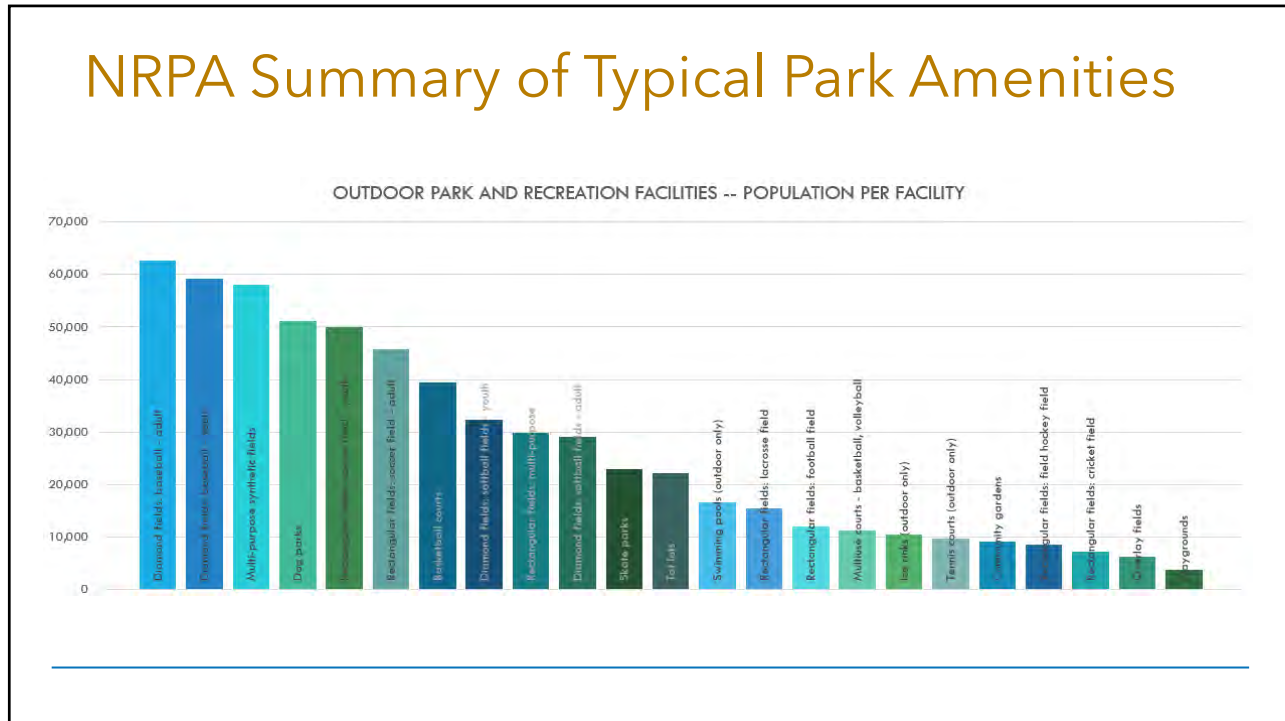


FIGURE 4: MILES OF TRAIL (BY JURISDICTION POPULATION)



18

NRPA Summary of Typical Park Amenities



19

Poll Question #2

- What amenity do you feel that the City is most lacking in?
 - a. Baseball / softball fields
 - b. Soccer fields
 - c. Playgrounds
 - d. Trails



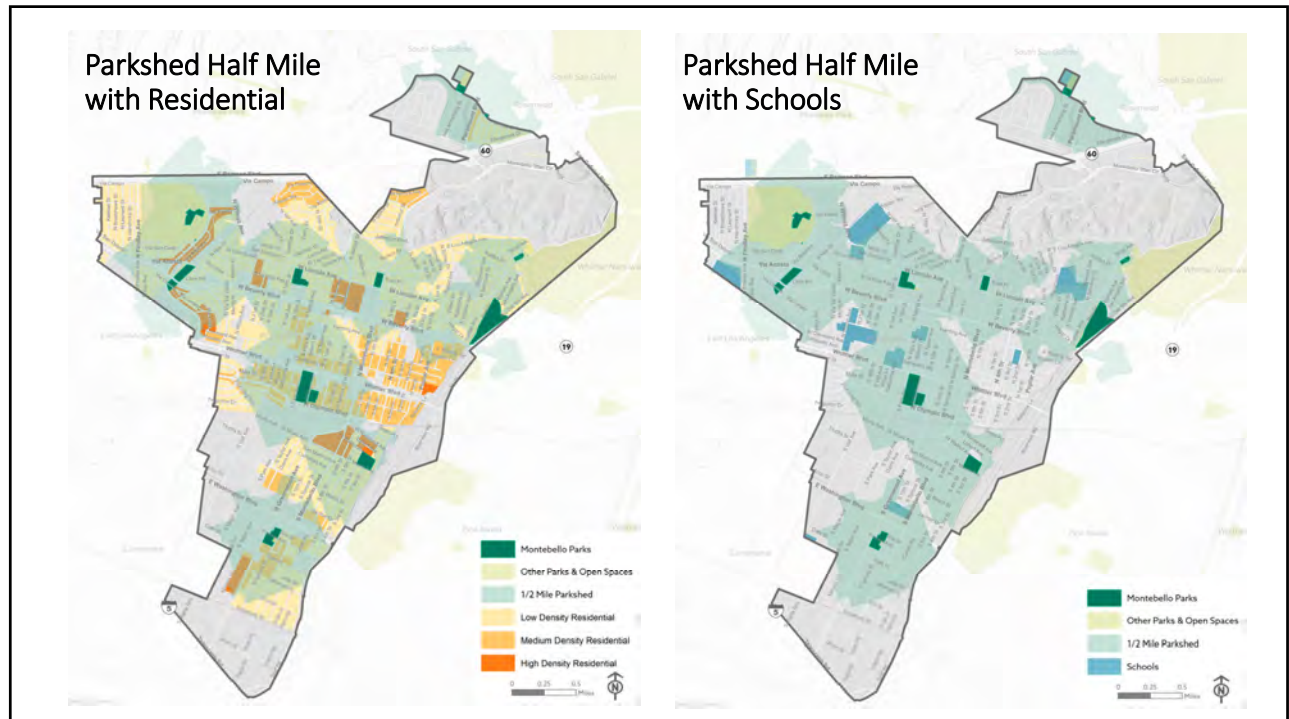
20

3

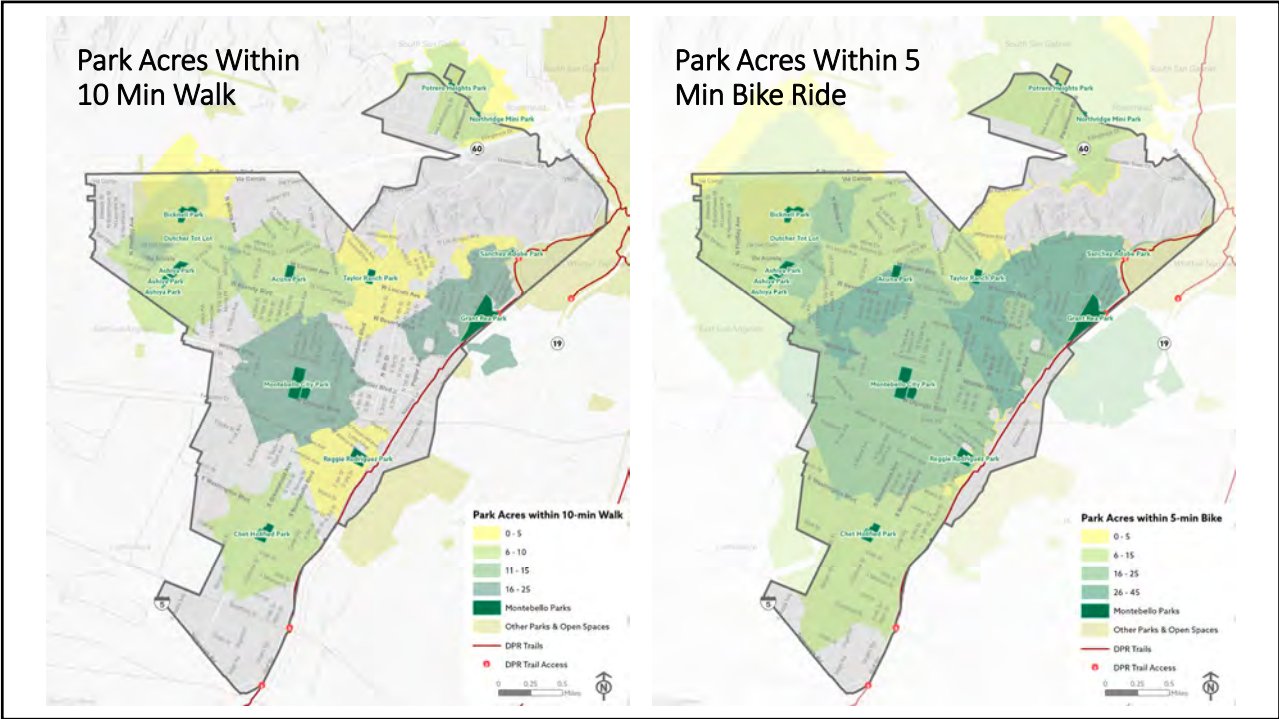
Geographic Distribution and Equity



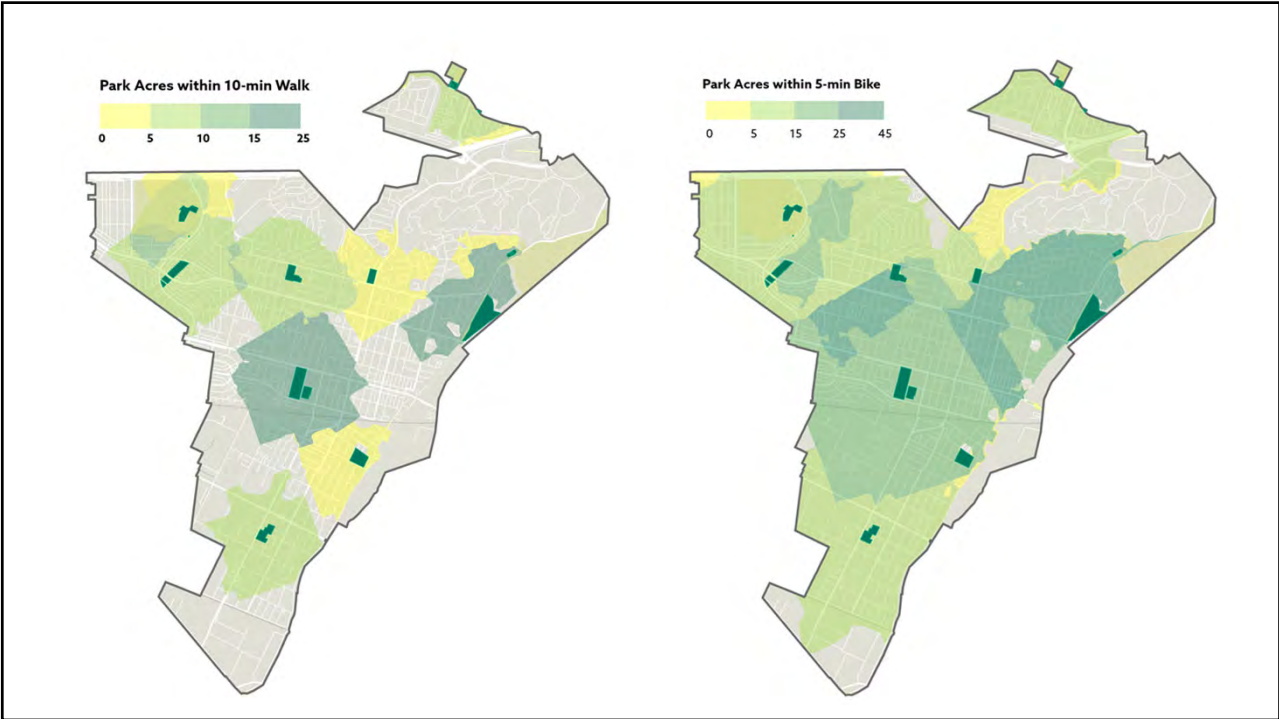
21



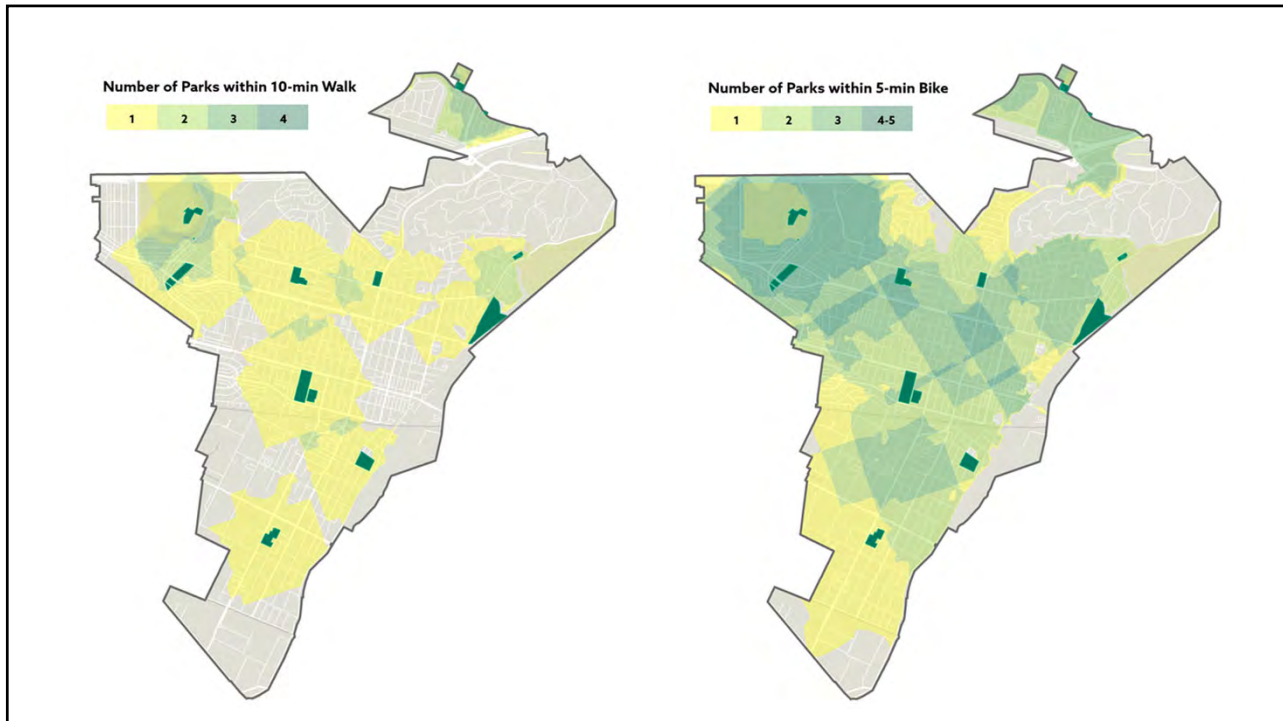
22



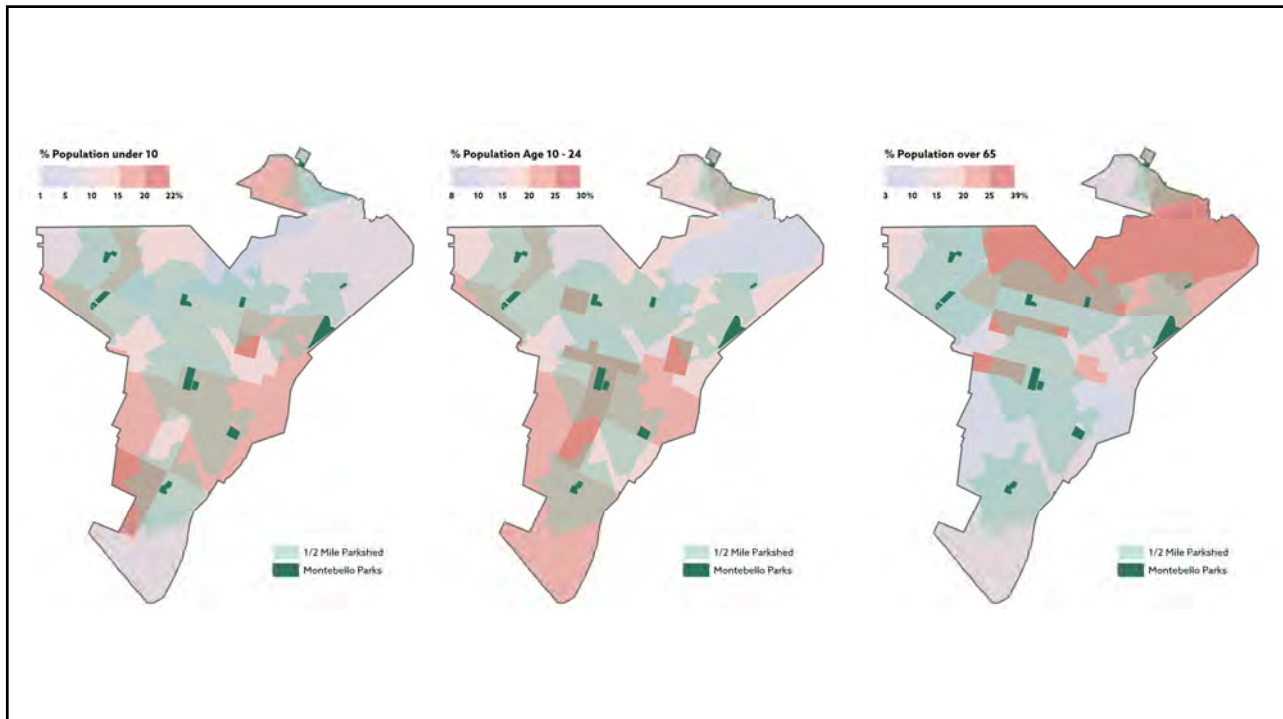
23



24



25



26

Poll Question #3


- How do you typically get to the park you visit most frequently?
 - a. Walk / Jog
 - b. Bike
 - c. Drive
 - d. Public Transportation



27

4

Visual Preference Survey



28

Visual Preference Survey

Active Park Amenities / Features

Visual Preference Survey interface showing a list of active park amenities with corresponding images:

- Dog Park**: Image of a dog park with a shelter and people walking dogs.
- Pickleball Courts**: Image of people playing pickleball on a blue court.
- Pump Track**: Image of a pump track with multiple lanes and rollers.
- Children's Playground**: Image of a modern playground with blue and green structures.
- Multi-Purpose Field**: Image of a green field with a goal, likely for soccer or flag football.
- Basketball Court**: Image of a basketball court with people playing.
- Dog Park**: Image of a dog park with a shelter and people walking dogs.

29

5

Closing Remarks



30

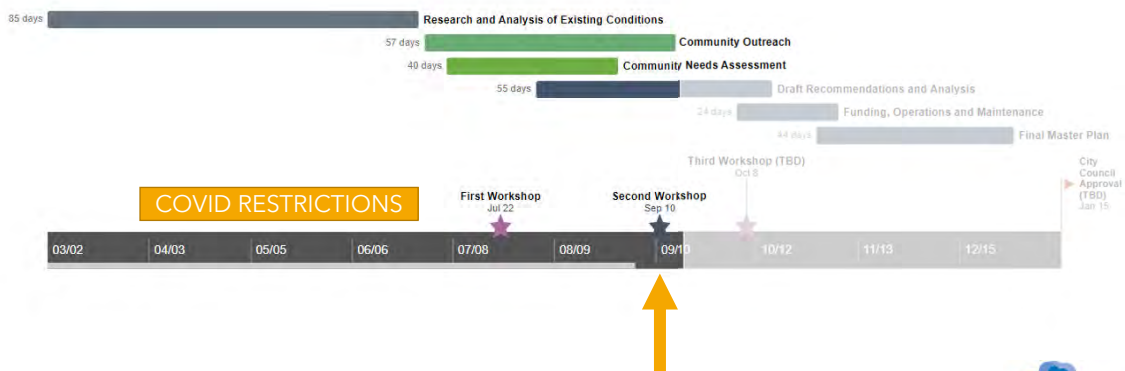
Ways to Participate

- Next Public Workshop anticipated **mid-October**
- Check the City website for additional events and project products or surveys
- Leave us your email address and we will keep you abreast of upcoming engagement events and milestones
- Look out for survey in the mail (not distributed to all residents). Story map will have a survey as well. An open link version of the survey will also eventually be available for all to fill out.
- Visit the **project story map**, <https://arcg.is/0yeqOa>



31

Schedule



32

**Thank you for attending
tonight's workshop!**

**Be sure to leave a comment
before signing off**



33

Youtube Video Link: <https://youtu.be/zNGnkPrT-A0>

SECTION III-F Workshop 3



1

Project Introduction

- Project team:

+ ktua

2

Workshop Schedule

- 6:00 - 6:10** Greet and Sign-in
- 6:10 - 6:20** Introduction
- 6:20 - 6:45** Presentation on Feedback, Analysis & Draft Recommendations
- 6:45 - 7:15** Questions & Next Steps



3

Agenda / Outline

1. Survey Overview
2. Amenity Gaps
3. Infill Opportunities
4. Draft Recommendations
5. Park Specific Plans
6. Closing Remarks & Raffle



4

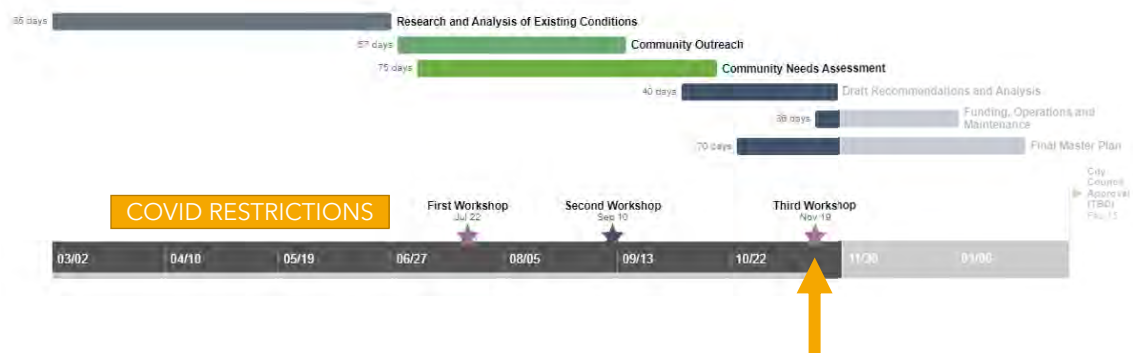
Workshop #2 Recap

1. Project recap & goals
2. Shared the stakeholder interview input
3. Went over NRPA population standards
4. Discussed geographic distribution of park facilities
5. Had a visual preference survey
6. Went over the project Storymap



5


Schedule



6

1

Survey Overview



7

Survey Summary

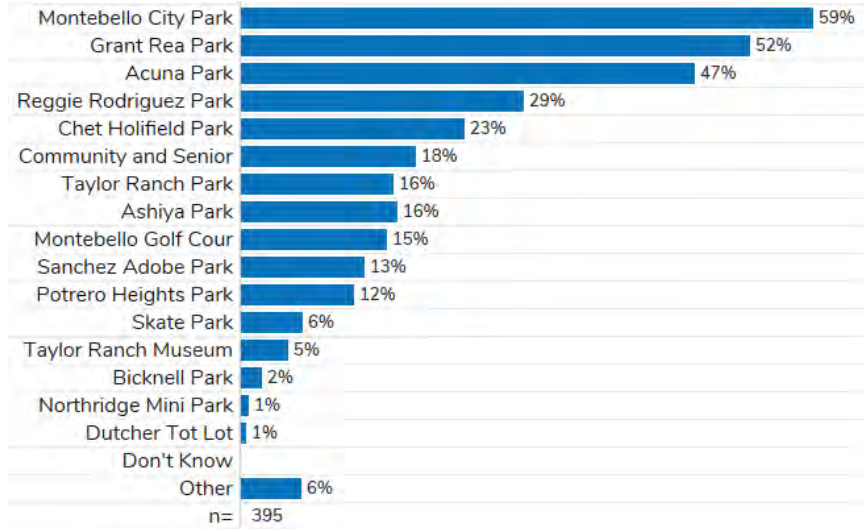
- Approx. 400 responses to the statistically valid and open link surveys
- Survey supports feedback we've received to date
- Provides direction for draft recommendations



8

Current Usage & Proximity

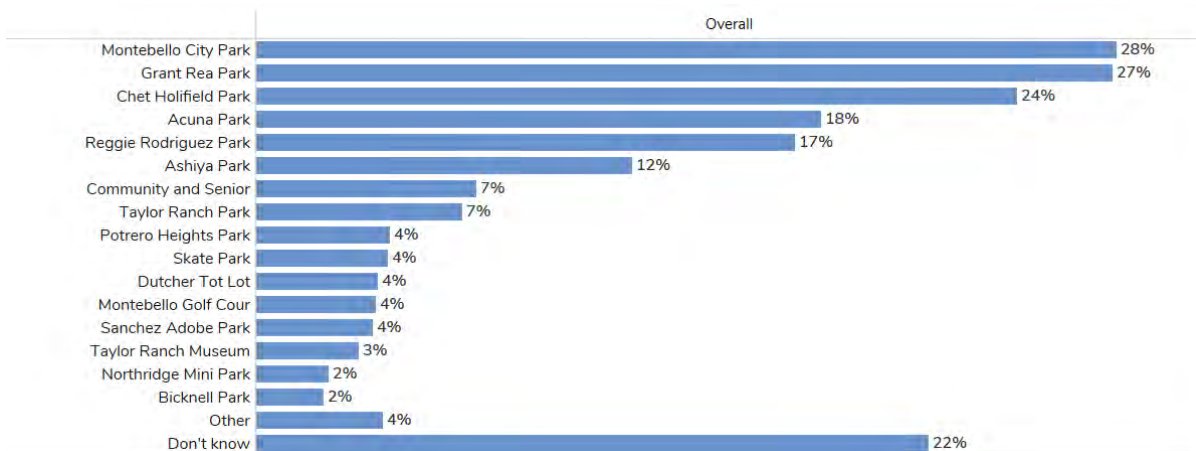
Which city parks/recreation facilities have been used by your household in the past 12 months?



9

Improvement & Additional Amenities

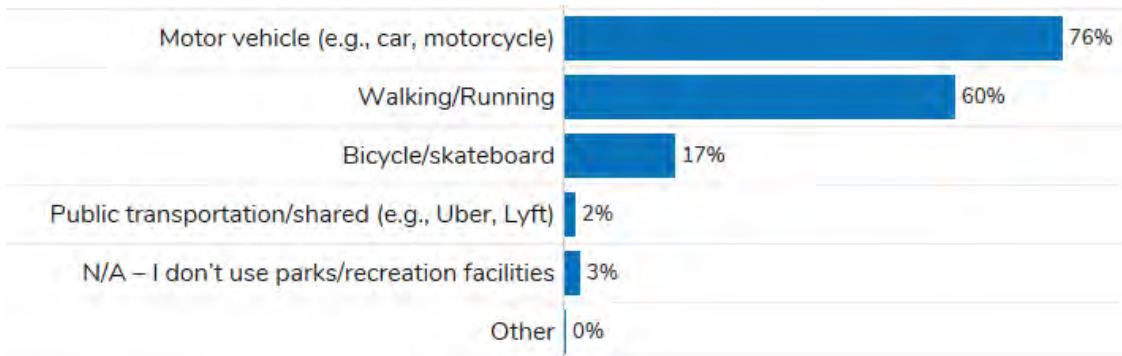
Which of the city parks/recreation facilities do you feel needs improvement and/or additional amenities to meet future needs?



10

Mode of Transportation

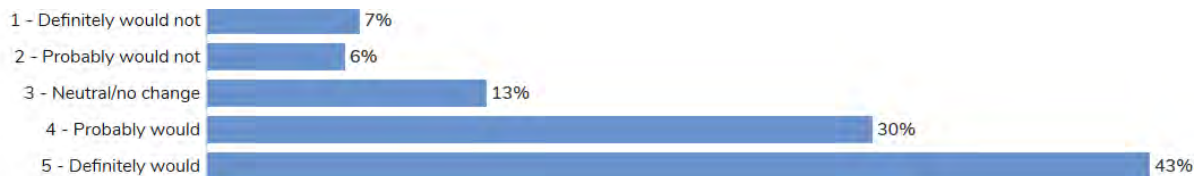
When you and/or your household visit parks, community centers and/or recreation facilities, which mode(s) of transportation do you typically use?



11

Change in Use

If additional trail connections, bike lanes/paths, pedestrian walkways and/or street crossings were developed, would you and/or your household walk or ride a bicycle to get to parks, neighborhood centers and/or recreation facilities more often?



12

Current Facilities: Importance

Q 11: Please rate A: how important are the following facilities and services to your household:
Overall

Rating Category	Avg.	n=	Percent Responding:			
			1 & 2	3	4 & 5	
City parks and open spaces	4.5	386	4%	10%	70%	86%
Amenities at City parks (e.g., picnic areas, restrooms)	4.5	385	6%	8%	72%	86%
Trails and pathways	4.3	382	8%	11%	63%	81%
Athletic courts (e.g., basketball, tennis)	4.1	379	13%	14%	52%	72%
Youth recreation and sport programs	4.0	373	16%	13%	58%	71%
Special events	4.0	375	10%	19%	43%	71%
Community centers	4.0	385	9%	23%	49%	68%
Adult recreation and sport programs	3.9	373	14%	21%	46%	65%
Senior programs	3.9	380	15%	21%	49%	64%
Aquatic programs	3.9	373	15%	21%	47%	64%
Athletic fields (e.g., baseball, soccer)	3.9	382	18%	16%	46%	65%
Adaptive programs at City facilities	3.8	364	16%	22%	41%	61%
Kids club/camps	3.8	373	20%	18%	47%	62%

*Ratings categories are sorted in descending order by the average rating
Source: RRC Associates and KTUA



13

Current Facilities: Needs Met

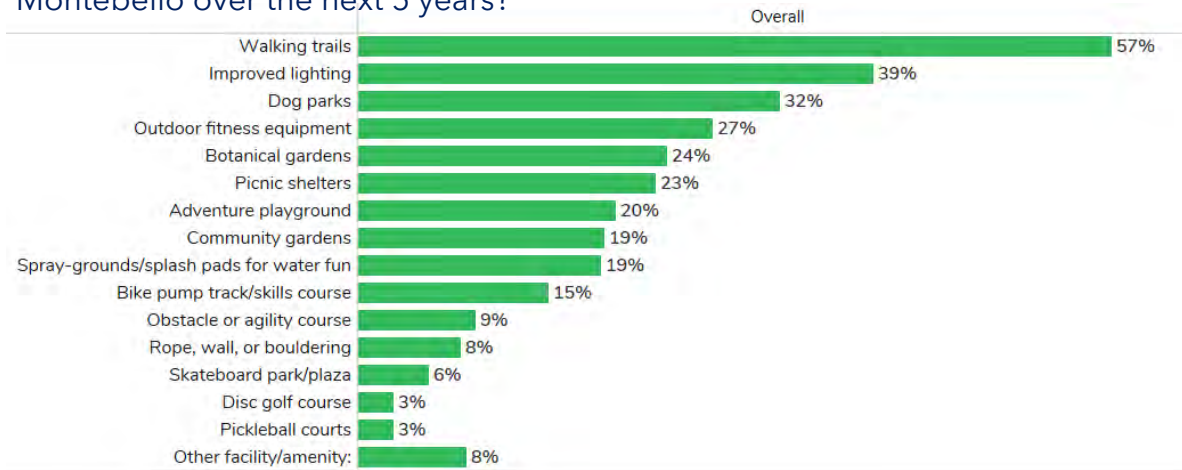
Please rate how you think the current facilities are meeting needs of the community.

Rating Category	Avg.	n=	Percent Responding:			
			1 & 2	3	4 & 5	
City parks and open spaces	3.4	311	13%	21%	23%	47%
Youth recreation and sport programs	3.3	252	18%	30%	21%	44%
Athletic fields (e.g., baseball, soccer)	3.2	296	18%	26%	21%	44%
Senior programs	3.2	246	15%	33%	27%	40%
Special events	3.2	260	14%	34%	21%	42%
Kids club/camps	3.1	242	16%	34%	16%	40%
Community centers	3.1	278	15%	33%	19%	40%
Amenities at City parks (e.g., picnic areas, restrooms)	3.1	313	16%	36%	20%	39%
Athletic courts (e.g., basketball, tennis)	3.0	295	14%	35%	18%	35%
Adaptive programs at City facilities	2.9	216	17%	39%	15%	33%
Adult recreation and sport programs	2.9	239	20%	41%	20%	31%
Aquatic programs	2.8	259	23%	44%	17%	34%
Trails and pathways	2.6	296	30%	54%	14%	30%

14

Non-Traditional Facilities/Activities

Which THREE of the following non-traditional recreational facilities and/or activities do you feel should be seriously considered by the City of Montebello over the next 5 years?

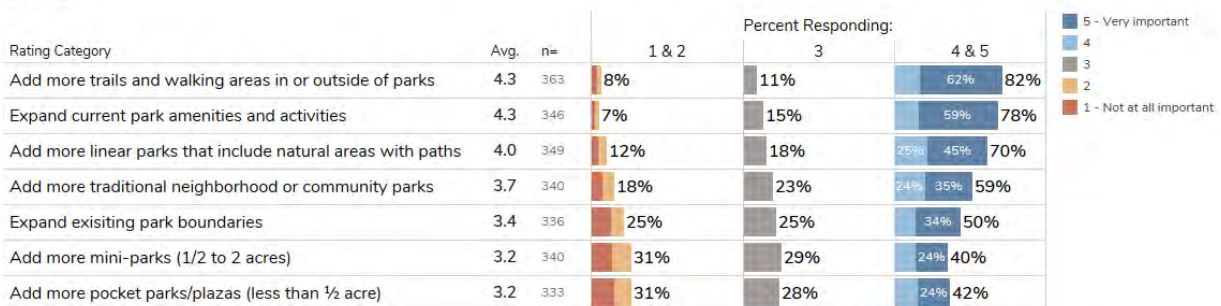


15

Needs to Address Over Next 5 - 10 Years

Q 17: What are the most important needs to be addressed by the City of Montebello over the next 5 to 10 years?

Overall

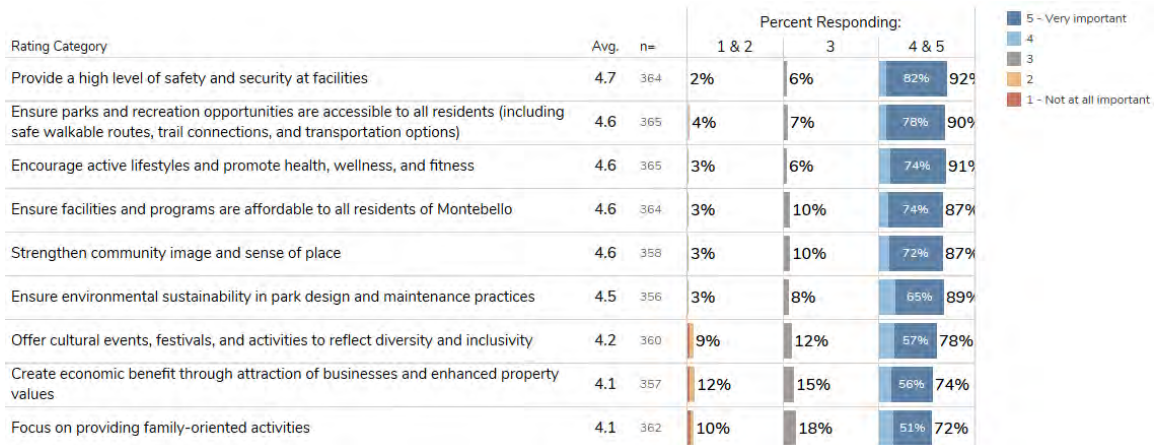


*Ratings categories are sorted in descending order by the average rating
Source: RRC Associates and KTUA

16

Purposes of Parks, Recreation, & Open Space

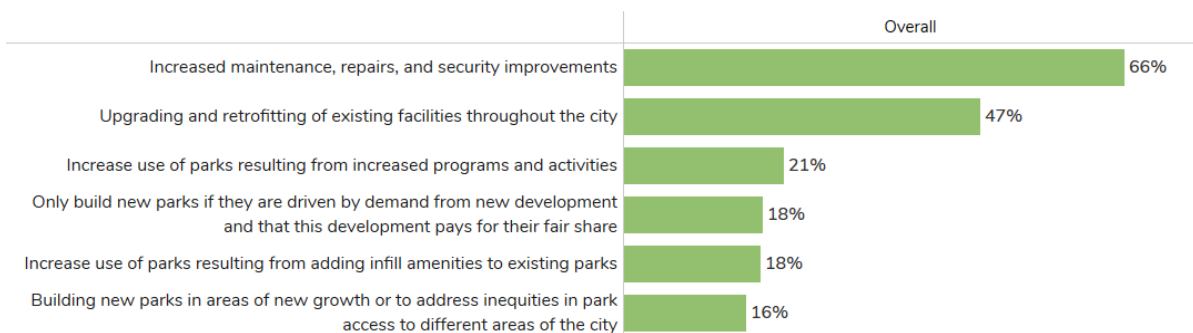
How important are each of the following purposes of parks, recreation, & open space in Montebello to you and your household?



17

Priorities Over Next Two Years

What are the top two priorities that should be implemented over the next two years?



18

Poll Question #1

Regarding Parks, what is most important to you?

- a. Equitable distribution of parks throughout the community
- b. Amenities at each park that match the local population needs
- c. Well maintained and secure parks with good lighting
- d. Affordable recreation programs offered at various locations



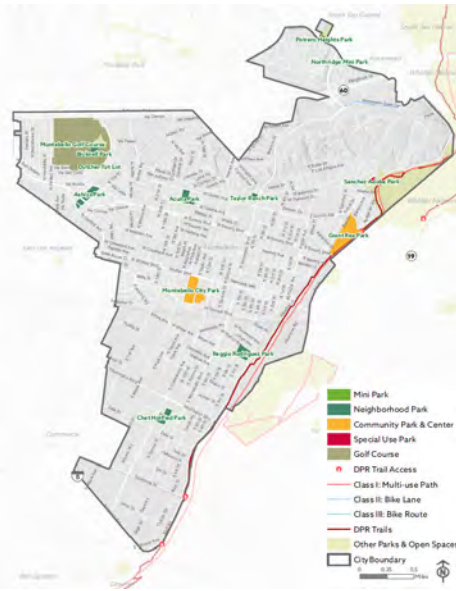
19

2 Park /Amenity Level of Service & Distribution



20

Summary of Park Acres



Park Category	Size	Acres
Mini Parks + Neighborhood Park	< 10 acres	40.51
Community Parks + Center	> 10 acres	38.71
Special Use + Regional Facility		130.74
Total		209.96

Acuna Park (7.14 Acres)
0.84 park acres per 1,000

Bicknell Park (7.61 Acres)
3.84 park acres per 1,000

Dutcher Tot Lot (0.04 Acres)
0.03 park acres per 1,000

Montebello City Park (12.93 Acres)
1.13 park acres per 1,000

Potrero Heights Park (6.78 Acres)
1.21 park acres per 1,000

Taylor Ranch Park (2.28 Acres)
0.39 park acres per 1,000

Ashiya Park (7.93 Acres)
1.01 park acres per 1,000

Chet Holifield Park (6.55 Acres)
0.7 park acres per 1,000

Grant Rea Park (24.94 Acres)
4.64 park acres per 1,000

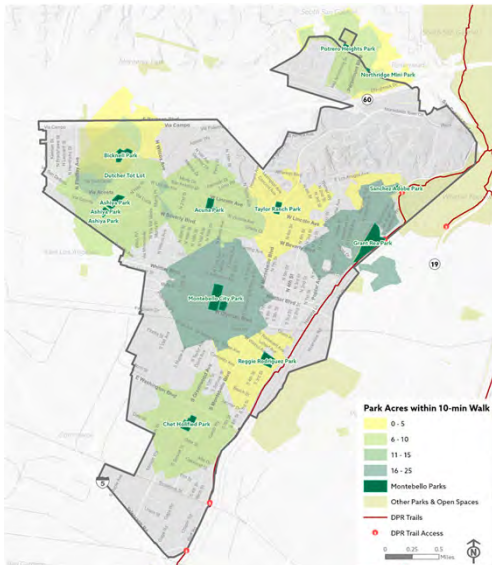
Northridge Mini Park (0.21 Acres)
0.05 park acres per 1,000

Reggie Rodriguez Park (7.6 Acres)
1.27 park acres per 1,000

- + Community and Senior Center (0.37 Acres)
- + Sanchez Adobe Park (1.14 Acres)
- + Taylor Ranch Museum (0.25 Acres)

21

City Wide Park Standards and Service

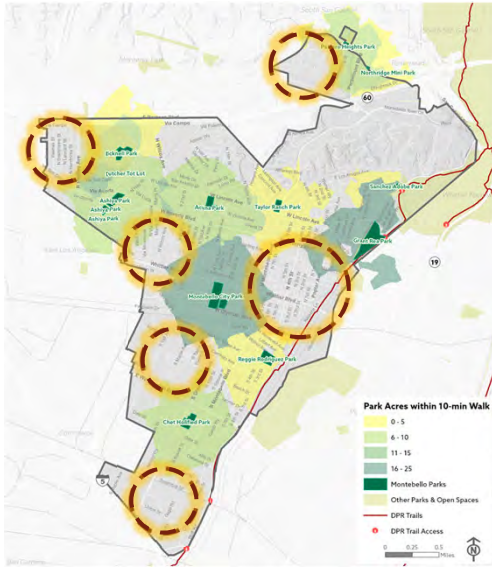


	Adjusted Park Standard*	Acre per 1000 Population 2020	Total Surplus/Deficit
Active Parks			
Mini and Neighborhood Parks	40.5	1.5	0.6 (0.9)
Community Parks and Center	38.7	2.5	0.6 (1.9)
All Active Parks	79.2	4.0	1.2 (2.8)
Special Use and Regional Park			
Special Use Facility and Natural Area	227.2	6.0	3.6 (2.4)
Special Use and Regional Natural Area	1,030.9	6.0	16.2 10.2

Park Service Area	Existing 2020			
	Parkshed Acreage	% City Area Served	# Population Served	% Population Served
1/2 Mile Walkshed (All Parks including golf course)	2,602	49%	38,197	59.8%
1/2 Mile Walkshed (Mini/Neighborhood)	1,966	37%	28,214	44.2%
1 Mile Bike/Driveshed (Community/Regional/Special Use Parks)	2,279	43%	33,107	51.9%
Combined Parkshed	3,414	64%	48,746	76.4%

22

City Wide Park Standards and Service

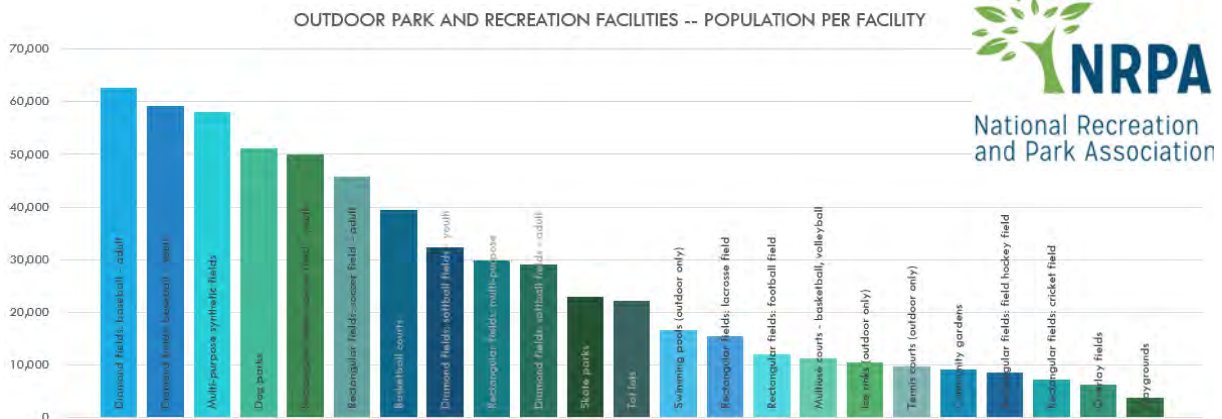


	Adjusted Park Standard*	Acre per 1000 Population 2020	Total Surplus/Deficit
Active Parks			
Mini and Neighborhood Parks	40.5	1.5	(0.9)
Community Parks and Center	38.7	2.5	(1.9)
All Active Parks	79.2	4.0	(2.8)
Special Use and Regional Park			
Special Use Facility and Natural Area	227.2	6.0	(2.4)
Special Use and Regional Natural Area	1,030.9	6.0	10.2

Park Service Area	Existing 2020			
	Parkshed Acreage	% City Area Served	# Population Served	% Population Served
1/2 Mile Walkshed (All Parks including golf course)	2,602	49%	38,197	59.8%
1/2 Mile Walkshed (Mini/Neighborhood)	1,966	37%	28,214	44.2%
1 Mile Bike/Driveshed (Community/Regional/Special Use Parks)	2,279	43%	33,107	51.9%
Combined Parkshed	3,414	64%	48,746	76.4%

23


NRPA Summary of Typical Park Amenities



24

Amenity Standards and Service

Level of Service for 2020 Population (63,833 Est. Pop.)					National Guideline Service Level (1/1/2010)	Recommended City Standard (1/1/2020)	Year Facilities Measured	Year Summary Score	
	Existing City Facilities	Existing Private Facilities	Service Facilities	Total Existing Inventory					
Indoor Park & Rec Facilities	Rec Center	2	0	0	2	40,900	41,000	1.6	0.4
	Community Centers	1	0	0	1	42,490	42,491	1.5	(0.5)
	Senior Center	1	0	0	1	68,700	65,000	1.0	0.0
	Performance Amphitheaters	1	0	0	1	57,304	57,304	1.1	(0.1)
	Nature Centers	0	0	0	0	65,000	65,000	1.0	(1.0)
	Stadiums	0	0	0	0	59,074	59,074	1.1	(1.1)
	Ice Rink	0	0	0	0	29,830	30,000	2.1	(2.1)
	Teens Center	0	0	0	0	60,270	61,000	1.0	(1.0)
	Basketball Courts	5	0	11	5	8,560	8,500	7.5	(2.5)
	Bocceball	0	0	0	0	6,250	6,000	10.6	(10.6)
Community Gardens	0	0	0	0	50,000	50,000	1.3	(1.3)	
Diamond Fields: Baseball (Adult - 230'+)**	1	0	1	1	22,900	20,000	3.2	(2.2)	
Diamond Fields: Baseball (Youth - <230')**	1	0	0	1	7,200	7,000	9.1	(8.1)	
Diamond Fields: Softball (Adult - 200'+)**	2	0	1	4	15,500	15,500	4.1	(0.1)	
Diamond Fields: Softball (Youth - <200')**	2	0	0	2	12,000	12,000	5.3	(3.3)	
Dog Parks	0	0	0	0	58,000	58,000	1.1	(1.1)	



25

Amenity Standards and Service

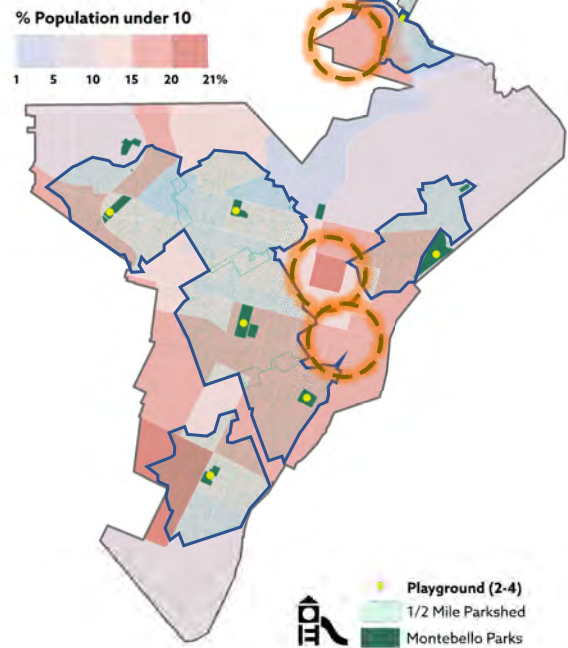
Outdoor Park & Rec Facilities	Multi-Purpose Field*	2	0	5	2	10,470	10,000	6.1	(4.1)
	Cricket Field	0	0	0	0				0.0
	Field Hockey Field	0	0	0	0				0.0
	Football	0	0	2	0				0.0
	Lacrosse	0	0	0	0				0.0
	Soccer (Adult U14+)*	0	0	1	0				0.0
	Soccer (Youth U6-12)*	2	0	3	2				2.0
	Baseball (Adult - 230'+)*	0	0	2	0				0.0
	Baseball (Youth - <230')*	0	0	0	0				0.0
	Softball (Adult - 200'+)*	2	0	0	2				2.0
	Softball (Youth - <200')*	0	0	1	0				0.0
	Pickleball***	0	0	0	0	6,250	6,000	10.6	(10.6)
	Picnic Areas (12+people)	13	0	0	13	5,000	5,000	12.8	0.2
	Playgrounds (age 6-12)	16	0	1	16	3,860	3,800	16.8	(0.8)
	Playgrounds (tot lot / age 2-5)	16	0	0	16	11,200	3,800	16.8	(0.8)
Rectangular Soccer (Adult U14+)**	0	0	0	0	16,644	16,644	3.8	(3.8)	
Rectangular Soccer (Youth U6-12)**	0	0	0	2	9,085	9,085	7.0	(5.0)	
Skate Parks	1	0	0	1	62,570	65,000	1.0	0.0	
Swimming pool	2	0	2	2	45,800	46,000	1.4	0.6	
Tennis Courts	4	6	15	10	6,250	6,000	10.6	(0.6)	
Volleyball	0	0	0	0	22,250	20,000	3.2	(3.2)	
Linear	Pedestrian Trails - miles	4.12	0	0	4.12	2,300	2,300	27.8	(23.6)
	Bicycle Trails - miles	3.72	0	0	3.72	2,450	2,450	26.1	(22.3)



26

Population under 10 & Playgrounds

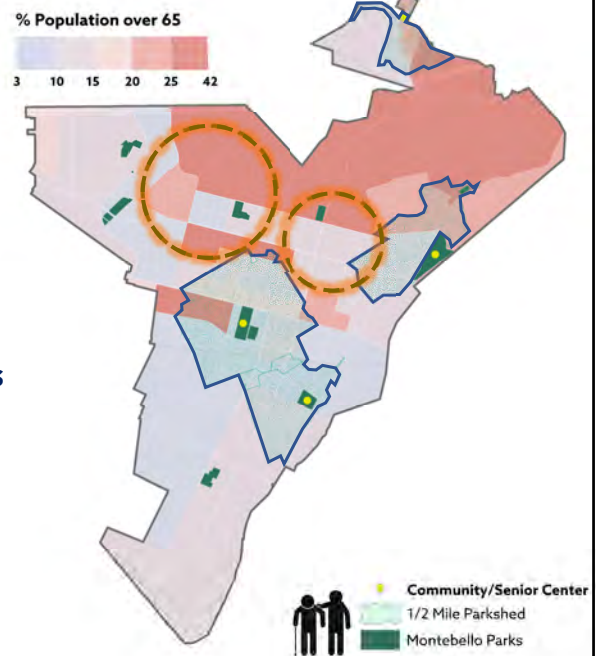
- Percent of population under 10 years-old based on the American Community Survey 5-Year Estimates
- A total of **16 Playgrounds citywide**
- NRPA standard is approximately **16 for similar population**



27

Population Over 65 & Community/Senior Centers

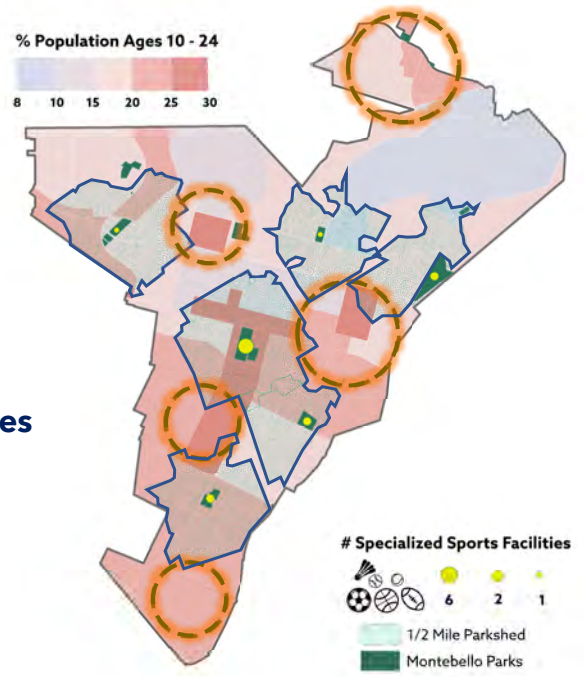
- Percent of population over 65 years-old, based on the American Community Survey 5-Year Estimates
- A total of **4 Community/Senior Centers citywide**
- NRPA standard is approximately **3 for similar population**



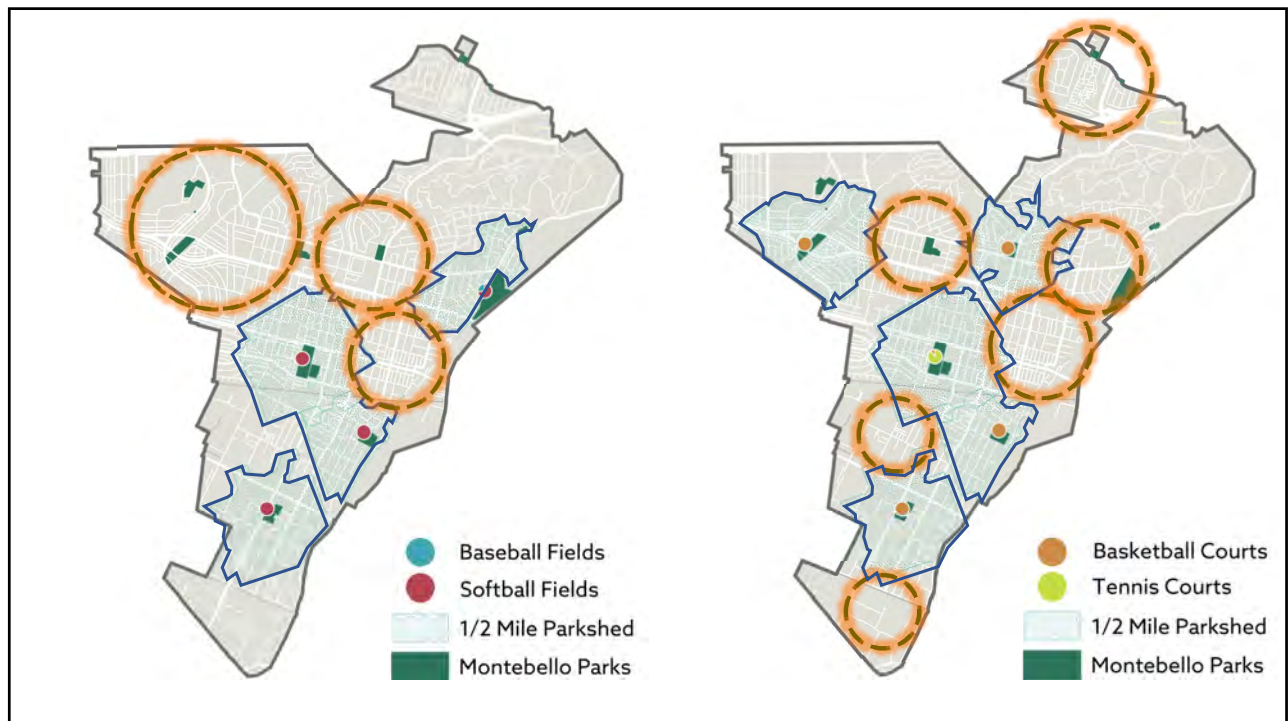
28

Population Ages 10-24 & Sports Facilities

- Percent of population between 10-24 years-old, based on the American Community Survey 5-Year Estimates
- A total of **14 Specialized Sports Facilities** citywide
- NRPA standard is around **40 sports facilities**



29



30

Poll Question #2

- Which of the following items do you feel are needed in your neighborhood?
 - a. More playgrounds
 - b. Senior, Teen, and/or Recreation Centers
 - c. Sport courts (tennis, basketball, etc.)
 - d. Sport fields (soccer, baseball, etc.)
 - e. More picnic or social areas



31

3

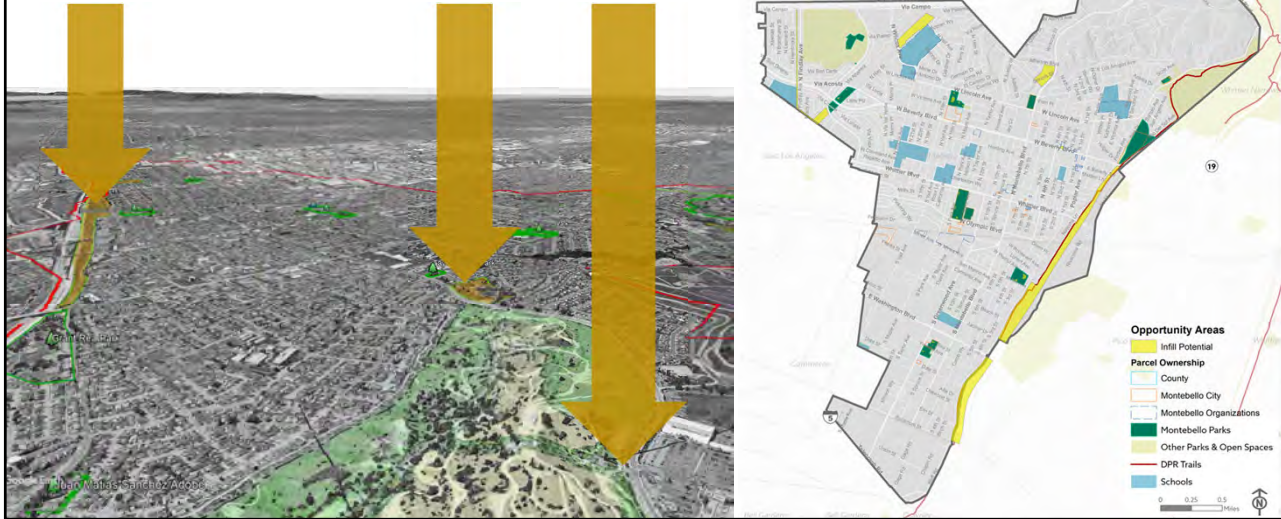
Infill Opportunity Areas



32

Opportunity Areas: City Wide Opportunities

Exploring city wide park opportunities



33

Opportunity Areas: Park Infill

	Typical SF	Acuna Park			
		5,128	32,630	5,164	4,155
Traditional Recreation Facilities for Infill					
Ball Field	20,000-100,000				
<i>Sml Softball Field (170'-200' Fence)</i>	20,000-27,750				
<i>Lrg Softball Field/Sml Baseball Field (200'-230' Fence)</i>	25,000-35,000				
<i>Med Baseball Field (300'-350' Fence)</i>	39,500-61,500				
<i>Lrg Baseball Field (350'-400' Fence)</i>	83,000-105,500				
Basketball Court	4,700		*		
Bocce Ball/Shuffleboard	5,000-10,000	*	*	*	
Community Center/Gym	25,000-70,000				
Court/Rink Sports (70x120)	2,000-5,000			*	
Dog Park	10,000-75,000		*		
Outdoor Gym and Exterior Exercise Areas	5,000-20,000	*	*	*	
Pickleball	2,500-3,500	*	*	*	
Picnic Areas	500-1,500	*	*	*	*
Playgrounds	4,000-6,000	*	*	*	*
Soccer Field	4,000-75,000				
<i>Sml Soccer Field (6U & 8U)</i>	4,050-11,250			*	
<i>Med Soccer Field (10U & 12U)</i>	25,200-36,000				
<i>Lrg Soccer Field (14U & 16U+)</i>	54,000-86,400+				
Tennis (60'x120')	7,200-28,000				
Volleyball (70'x40')	4,000-16,000			*	
Non-Traditional Recreation Facilities for Infill					
Adventure Playgrounds	4,000-6,000	*	*	*	*
BMX Course	40,000-60,000				
Community Garden	2,000-40,000	*	*	*	*
Disk Golf Course	50,000-200,000				
Pump Track/Bike Skills Course	10,000-20,000		*		
Rope/Adventure/Skills Course	5,000-50,000	*	*		
Skate Spot	4,000-10,000	*	*		*



34

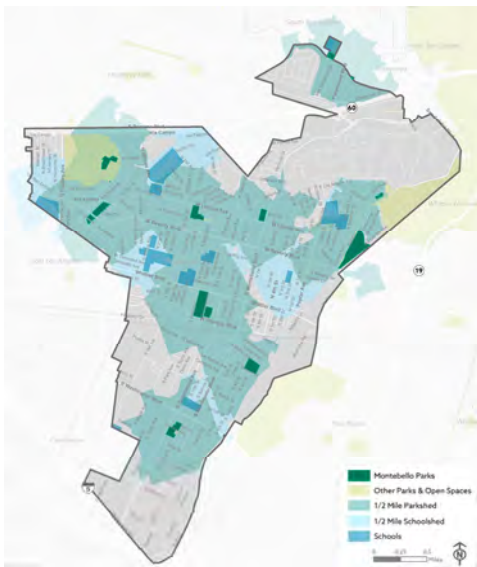
Opportunity Areas: Park Infill

		3,000	9,740	1,907	1,515	1,435
Traditional Recreation Facilities for Infill						
Ball Field	20,000-100,000	2	3	4	5	6
<i>Sml Softball Field (170'-200' Fence)</i>	20,000-27,750					
<i>Lrg Softball Field/Sml Baseball Field (200'-230' Fence)</i>	25,000-35,000					
<i>Med Baseball Field (300'-350' Fence)</i>	39,500-61,500					
<i>Lrg Baseball Field (350'-400' Fence)</i>	83,000-105,500					
Basketball Court	4,700					
Bocce Ball/Shuffleboard	5,000-10,000		*			
Community Center/Gym	25,000-70,000					
Court/Rink Sports (70x120)	2,000-5,000					
Dog Park	10,000-75,000					
Outdoor Gym and Exterior Exercise Areas	5,000-20,000		*			
Pickleball	2,500-3,500		*			
Picnic Areas	500-1,500	*	*	*	*	*
Playgrounds	4,000-6,000	*	*	*	*	*
Soccer Field	4,000-75,000					
<i>Sml Soccer Field (6U & 8U)</i>	4,050-11,250		*			
<i>Med Soccer Field (10U & 12U)</i>	25,200-36,000					
<i>Lrg Soccer Field (14U & 16U+)</i>	54,000-86,400+					
Tennis (60'x120')	7,200-28,000					
Volleyball (70'x40')	4,000-16,000		*			
Non-Traditional Recreation Facilities for Infill						
Adventure Playgrounds	4,000-6,000		*			
BMX Course	40,000-60,000					
Community Garden	2,000-40,000	*	*			
Disk Golf Course	50,000-200,000					
Pump Track/Bike Skills Course	10,000-20,000					
Rope/Adventure/Skills Course	5,000-50,000		*			
Skate Spot	4,000-10,000		*			



35

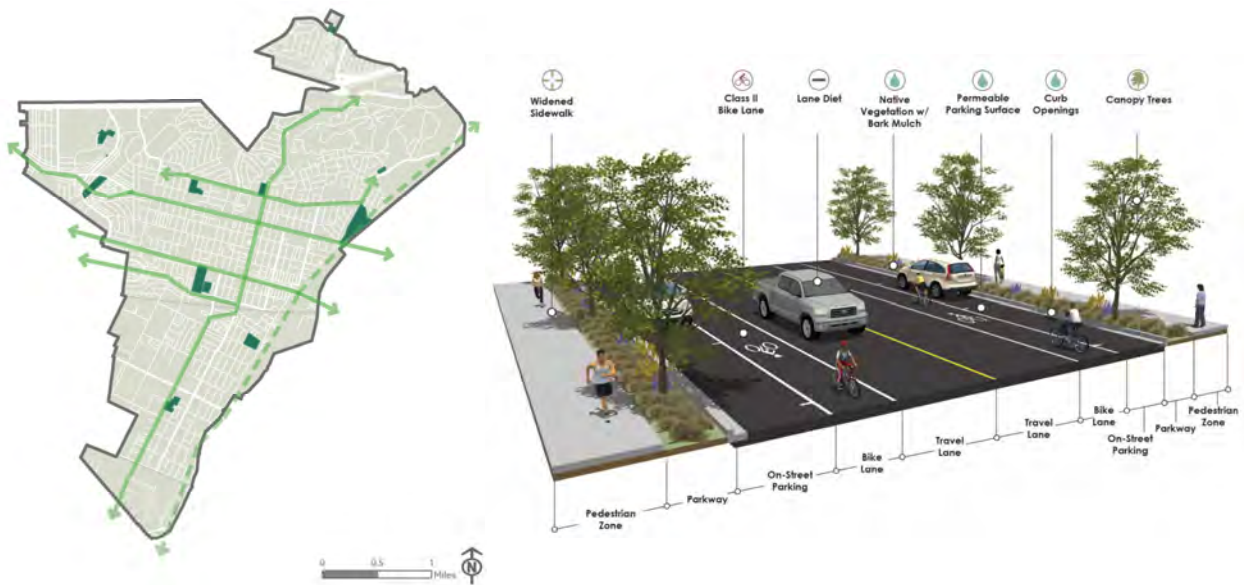
Opportunities Areas: School Joint Use Potential



Citywide Inventory of Outdoor School Recreation Assets	School Assets (List in Quantities)							
	EUM	Blanca Elementary (Blanca Union)	Balsamor Elementary (Dolores Union)	Vallejo Elementary (Dolores Union)	La Brea Elementary (Dolores Union)	Snyder Valley (S. Valley C.B. District)	C.B. Chavez (C.B. District)	Del Norte High (C.B. District)
School Average	129.1	8.3	8.8	9.0	8.0	17.8	77.3	
Playground/ Tot Lot	13	5	2	3	3			
Parking Lot	9	1	2	1	1	2	2	
ADA Parking	36	2	3	3	2	10	16	
Multi-Purpose Lawn								
Multi-Purpose Field	9	2	1	1	1	2	2	
Backstop (small)	13	2	3	3	3	2		
Baseball Field	6						6	
Baseball Court	24	3	2	5	4	10		
Softball Field	0							
Soccer Field	2					1	1	
Handball Court	23	9	4	6	4			
Football Field	2					1	1	
Running Track	1						1	
Swimming Pool	1						1	
Tennis	6						6	

36

Linear Parks & Reclaimed Infrastructure



37

Linear Parks & Reclaimed Infrastructure



38

Poll Question #3


- Do you support reclaiming portions of some City streets right of ways and improving these as public spaces or linear parks?
 - a. Strongly Support
 - b. Moderately Support
 - c. Would need to see Specific Street and Area
 - d. Don't Support



39

4

Draft
Recommendations



40



41

Connect

GOALS

Improve

Include

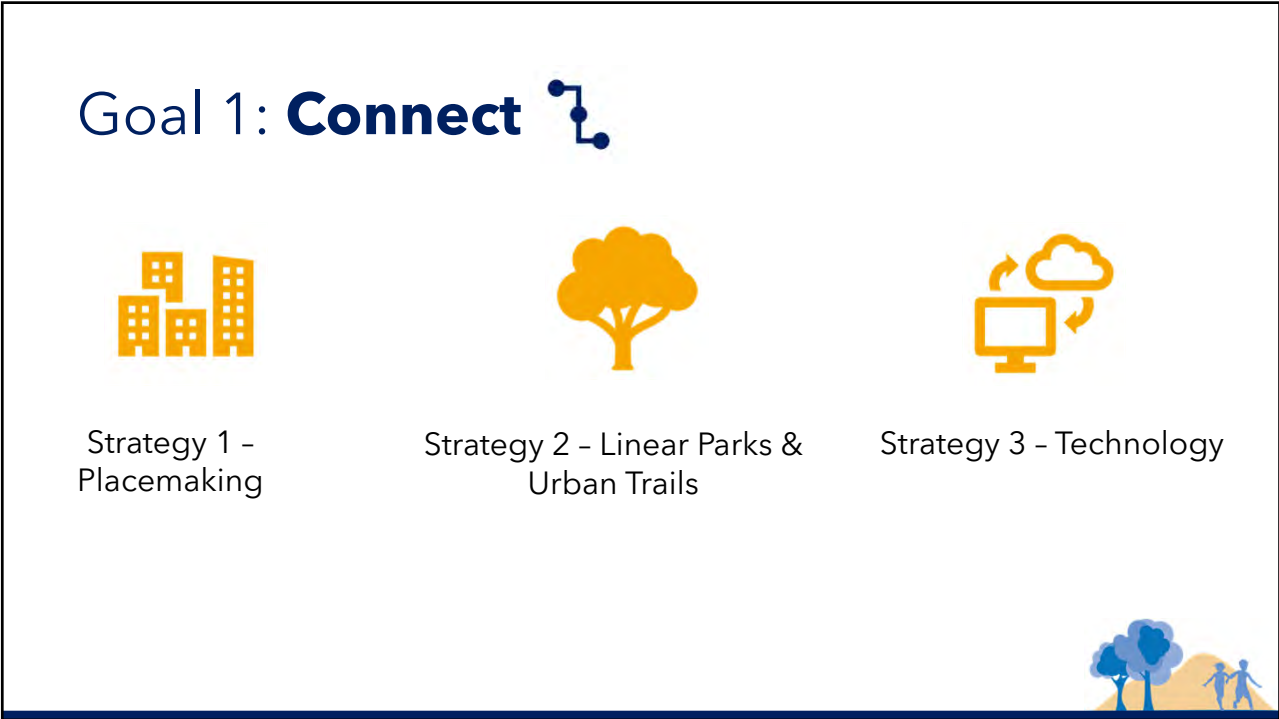
Project Goals

We want to hear from you!

42



43



44

Goal: **Connect**



Strategy 1 **Placemaking**

Objectives:

1. Include Public Art
2. Encourage Social Interaction through Highly Visible Places
3. Increase Park Identity, Entries & Wayfinding



45

Goal: **Connect**



Strategy 2 **Linear Parks & Urban Trails**

Objectives:

1. Develop linear parks & promenades
2. Create a unique linear trail at the Rio Hondo



46

Goal: **Connect**



Strategy 2

Linear Parks & Urban Trails

Objectives:

3. Establish major “green corridors” within the City
4. Create a system of signed urban trails that lead to parks
5. Connect to other urban trails outside of the City



47

Goal: **Connect**



Strategy 2

Linear Parks & Urban Trails

Objectives:

6. Provide complete streets that include walkable and bike friendly networks throughout the City especially those that lead to parks



48

Goal: **Connect**



Strategy 3 **Technology**

Objectives:

1. Develop a Citywide GIS web-based map for future park planning/ park development conditions
2. Digitally connect security systems within parks as well as irrigation control systems



49

Goal: **Connect**



Strategy 3 **Technology**

Objectives:

3. Provide a digital scheduling and facility management suite with easy-to-use GIS to find parks, amenities & programs
4. Include virtual programs, events & activities



50

Goal 2: Improve



Strategy 4 - Facilities
& Amenities



Strategy 5 - Financial

51

Goal: **Improve**



Strategy 4
Facilities & Amenities

Objectives:

1. Consider improvements / infill of City owned properties
2. Include new pocket parks and mini parks
3. Address deferred maintenance throughout the City



52

Goal: **Improve**



Strategy 4 **Facilities & Amenities**

Objectives:

4. Improve the current level of service throughout the City
5. Explore adding additional indoor facilities, rec, teen, and senior centers
6. Develop flexible use areas



53

Goal: **Improve**



Strategy 4 **Facilities & Amenities**

Objectives:

7. Provide multi-purpose courts and combine selected court standard to accommodate trends and more variety in court sports



54

Goal: **Improve**



Strategy 5 **Financial**

Objectives:

1. Explore additional funding options
2. Explore opportunities to increase sponsorships
3. Track grants and funding opportunities



55

Goal: **Improve**



Strategy 5 **Financial**

Objectives:

4. Implement a comprehensive replacement schedule for park amenities
5. Continue the asset management system



56

Goal 3: **Include**



Strategy 6 - Programs & Services



Strategy 7 - Administrative



57


Goal: **Include**



Strategy 6
Programs & Services

Objectives:

1. Expand programs and services
2. Enhance special event programming
3. Include educational and nature/environmental programs



58


Goal: **Include**



Strategy 6 **Programs & Services**

Objectives:

4. Continue to monitor affordability of programs and services
5. Expand indoor programs and increases opportunities for senior, teen, and community centers



59


Goal: **Include**



Strategy 7 **Administrative**

Objectives:

1. Improve partnerships and joint use agreements
2. Staff appropriately to meet current demand and maintain established quality service



60


Goal: **Include** 



Strategy 7
Administrative

Objectives:

3. Explore additional partnerships to assist with funding, volunteering, and marketing
4. Explore making the facility and park rental fee easier



61



Goal: **Include** 



Strategy 7
Administrative

Objectives:

5. Improve internal and external communication about division activities, events and services



62

Poll Question #4

- The City offers some level of recreation programs, which of the following statements most closely aligns with your opinions on programs?
 - a. Expand recreation programs and try to offset costs with increased user fees.
 - b. Privatize recreational programs and partner with more non-profit organizations to run programs for a fee.
 - c. Keep the same level as currently offered and do not expand the program.



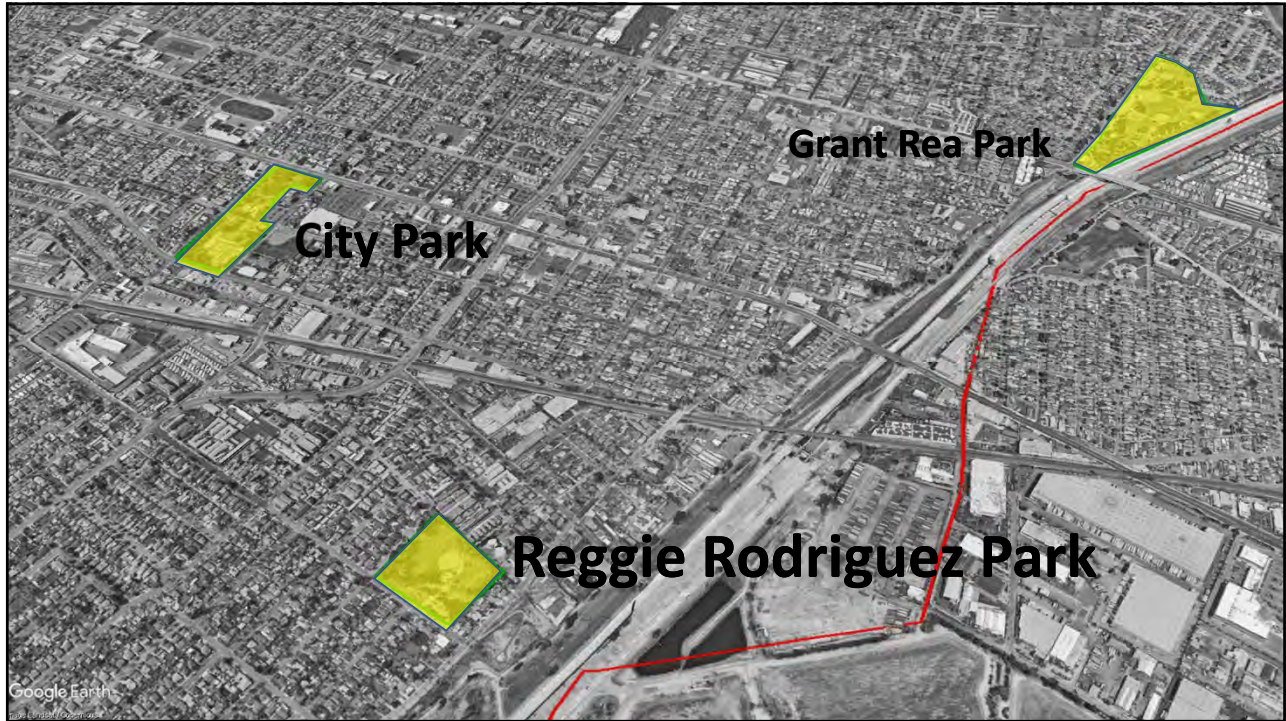
63

5

Park Specific Plans



64



65



66

Opportunity Areas: Reggie Rodriguez Park

Traditional Recreation Facilities for Infill	Typical SF	9,307		
		1	2	26,062
Ball Field	20,000-100,000			
<i>Sml Softball Field (170'-200' Fence)</i>	20,000-27,750			
<i>Lrg Softball Field/Sml Baseball Field (200'-230' Fence)</i>	25,000-35,000			
<i>Med Baseball Field (300'-350' Fence)</i>	39,500-61,500			
<i>Lrg Baseball Field (350'-400' Fence)</i>	83,000-105,500			
Basketball Court	4,700			*
Bocce Ball/Shuffleboard	5,000-10,000	*	*	*
Community Center/Gym	25,000-70,000			*
Court/Rink Sports (70x120)	2,000-5,000			*
Dog Park	10,000-75,000			*
Outdoor Gym and Exterior Exercise Areas	5,000-20,000		*	*
Pickleball	2,500-3,500			*
Picnic Areas	500-1,500		*	*
Playgrounds	4,000-6,000		*	*
Soccer Field	4,000-75,000			*
<i>Sml Soccer Field (6U & 8U)</i>	4,050-11,250	*		*
<i>Med Soccer Field (10U & 12U)</i>	25,200-36,000			*
<i>Lrg Soccer Field (14U & 16U+)</i>	54,000-86,400+			*
Tennis (60'x120')	7,200-28,000			*
Volleyball (70'x40')	4,000-16,000	*		*
Non-Traditional Recreation Facilities for Infill				
Adventure Playgrounds	4,000-6,000		*	*
BMX Course	40,000-60,000			*
Community Garden	2,000-40,000		*	*
Disk Golf Course	50,000-200,000			*
Pump Track/Bike Skills Course	10,000-20,000			*
Rope/Adventure/Skills Course	5,000-50,000		*	*
Skate Spot	4,000-10,000		*	*



67



City Park

68

Opportunity Areas: City Park

		6,604	6,435	7,405
		1	2	3
Traditional Recreation Facilities for Infill				
Ball Field	20,000-100,000			
Sml Softball Field (170'-200' Fence)	20,000-27,750			
Lrg Softball Field/Sml Baseball Field (200'-230' Fence)	25,000-35,000			
Med Baseball Field (300'-350' Fence)	39,500-61,500			
Lrg Baseball Field (350'-400' Fence)	83,000-105,500			
Basketball Court	4,700			
Bocce Ball/Shuffleboard	5,000-10,000			
Community Center/Gym	25,000-70,000			
Court/Rink Sports (70x120)	2,000-5,000			
Dog Park	10,000-75,000			
Outdoor Gym and Exterior Exercise Areas	5,000-20,000	*	*	*
Pickleball	2,500-3,500	*	*	*
Picnic Areas	500-1,500	*	*	*
Playgrounds	4,000-6,000	*	*	*
Soccer Field	4,000-75,000			
Sml Soccer Field (6U & 8U)	4,050-11,250	*		
Med Soccer Field (10U & 12U)	25,200-36,000			
Lrg Soccer Field (14U & 16U+)	54,000-86,400+			
Tennis (60'x120')	7,200-28,000			
Volleyball (70'x40')	4,000-16,000	*	*	*
Non-Traditional Recreation Facilities for Infill				
Adventure Playgrounds	4,000-6,000	*	*	*
BMX Course	40,000-60,000			
Community Garden	2,000-40,000	*	*	*
Disk Golf Course	50,000-200,000			
Pump Track/Bike Skills Course	10,000-20,000			
Rope/Adventure/Skills Course	5,000-50,000	*	*	*
Skate Spot	4,000-10,000	*	*	*



69



Grant Rea Park

70

Opportunity Areas: **City Park**

- Considering multi-use fields and multi-use facilities to balance city-wide amenities and equity



71

6

Closing
Remarks



72


Ways to Participate

- Park specific presentation/s anticipated **January to February**
- Check the City website for additional events and project products or surveys
- Leave us your email address and we will keep you abreast of upcoming engagement events and milestones
- Visit the **project story map**, <https://arcg.is/0yeyQOa>



73

RAFFLE



74

**Thank you for attending
tonight's workshop!**

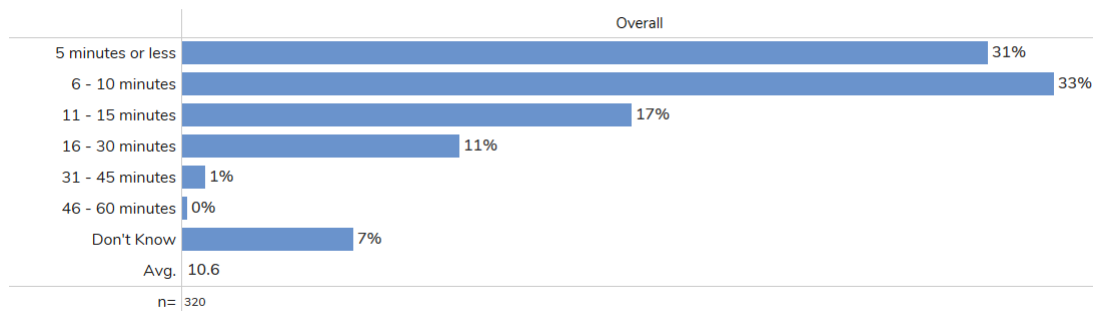
**Be sure to leave a comment
before signing off**



75

Time to Closest Park/Facility

Q 7: If you and/or a member of your household were to walk to the closest park, community center and/or other recreation facility to your home, approximately how long would it take to get there (one direction)?



Source: RRC Associates and KTUA



76

Opportunities Areas: Ashiya Park

TABLE 3-5: Buddy Todd Park Infill/Facility Expansion Analysis

		Buddy Todd Park			
		Total Infill Area SF	116,748		
		Area 1	Area 2	Area 3	Area 4
Traditional Recreation Facilities for Infill	Typical SF	4,825	7,579	59,409	44,935
Ball Field	30,000-100,000			*	*
Bocce Ball/Shuffleboard	5,000-10,000		*	*	*
Community Center/Gym	25,000-70,000			*	*
Court Sports	2,000-5,000	*		*	*
Dog Park	10,000-75,000			*	*
Outdoor Gym and Exterior Exercise Areas	5,000-10,000			*	*
Picnic Areas	1,000-5,000	*	*	*	*
Playgrounds	4,000-6,000	*	*	*	*
Soccer Field	14,000-75,000			*	*
Volleyball	4,000-16,000	*	*	*	*
Non-Traditional Recreation Facilities for Infill	Typical SF				
Adventure Playgrounds	4,000-6,000	*	*	*	*
BMX Course	40,000-60,000			*	*
Community Garden	10,000-40,000			*	*
Disk Golf Course	50,000-200,000			*	*
Pump Track/Bike Skills Course	10,000-20,000			*	*
Rope/Adventure/Skills Course	15,000-50,000			*	*
Skate Spot	1,500-10,000			*	*

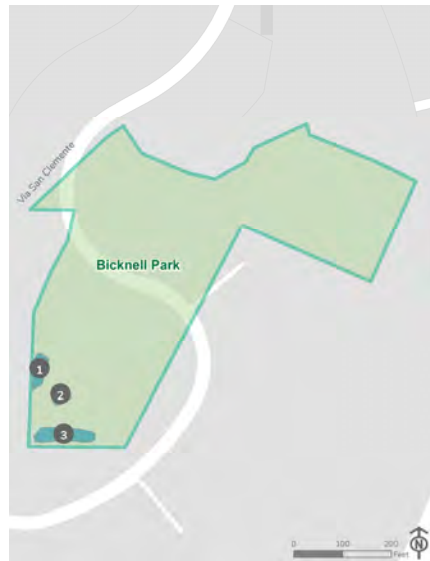


79

Opportunities Areas Bicknell Park

TABLE 3-5: Buddy Todd Park Infill/Facility Expansion Analysis

		Buddy Todd Park			
		Total Infill Area SF	116,748		
		Area 1	Area 2	Area 3	Area 4
Traditional Recreation Facilities for Infill	Typical SF	4,825	7,579	59,409	44,935
Ball Field	30,000-100,000			*	*
Bocce Ball/Shuffleboard	5,000-10,000		*	*	*
Community Center/Gym	25,000-70,000			*	*
Court Sports	2,000-5,000	*		*	*
Dog Park	10,000-75,000			*	*
Outdoor Gym and Exterior Exercise Areas	5,000-10,000			*	*
Picnic Areas	1,000-5,000	*	*	*	*
Playgrounds	4,000-6,000	*	*	*	*
Soccer Field	14,000-75,000			*	*
Volleyball	4,000-16,000	*	*	*	*
Non-Traditional Recreation Facilities for Infill	Typical SF				
Adventure Playgrounds	4,000-6,000	*	*	*	*
BMX Course	40,000-60,000			*	*
Community Garden	10,000-40,000			*	*
Disk Golf Course	50,000-200,000			*	*
Pump Track/Bike Skills Course	10,000-20,000			*	*
Rope/Adventure/Skills Course	15,000-50,000			*	*
Skate Spot	1,500-10,000			*	*



80

Opportunities Areas City Park

11111

TABLE 3-5: Buddy Todd Park Infill/Facility Expansion Analysis

		Buddy Todd Park			
		Total Infill Area SF	116,748		
		Area 1	Area 2	Area 3	Area 4
Traditional Recreation Facilities for Infill	Typical SF	4,825	7,579	59,409	44,935
Ball Field	30,000-100,000			*	*
Bocce Ball/Shuffleboard	5,000-10,000		*	*	*
Community Center/Gym	25,000-70,000			*	*
Court Sports	2,000-5,000	*		*	*
Dog Park	10,000-75,000			*	*
Outdoor Gym and Exterior Exercise Areas	5,000-10,000			*	*
Picnic Areas	1,000-5,000	*	*	*	*
Playgrounds	4,000-6,000	*	*	*	*
Soccer Field	14,000-75,000			*	*
Volleyball	4,000-16,000	*	*	*	*
Non-Traditional Recreation Facilities for Infill	Typical SF				
Adventure Playgrounds	4,000-6,000	*	*	*	*
BMX Course	40,000-60,000			*	*
Community Garden	10,000-40,000			*	*
Disk Golf Course	50,000-200,000			*	*
Pump, Track/Bike Skills Course	10,000-20,000			*	*
Rope/Adventure/Skills Course	15,000-50,000			*	*
Skate Spot	1,500-10,000			*	*

PLACEHOLDER



Opportunities Areas Potrero Heights Park

11111

TABLE 3-5: Buddy Todd Park Infill/Facility Expansion Analysis

		Buddy Todd Park			
		Total Infill Area SF	116,748		
		Area 1	Area 2	Area 3	Area 4
Traditional Recreation Facilities for Infill	Typical SF	4,825	7,579	59,409	44,935
Ball Field	30,000-100,000			*	*
Bocce Ball/Shuffleboard	5,000-10,000		*	*	*
Community Center/Gym	25,000-70,000			*	*
Court Sports	2,000-5,000	*		*	*
Dog Park	10,000-75,000			*	*
Outdoor Gym and Exterior Exercise Areas	5,000-10,000			*	*
Picnic Areas	1,000-5,000	*	*	*	*
Playgrounds	4,000-6,000	*	*	*	*
Soccer Field	14,000-75,000			*	*
Volleyball	4,000-16,000	*	*	*	*
Non-Traditional Recreation Facilities for Infill	Typical SF				
Adventure Playgrounds	4,000-6,000	*	*	*	*
BMX Course	40,000-60,000			*	*
Community Garden	10,000-40,000			*	*
Disk Golf Course	50,000-200,000			*	*
Pump, Track/Bike Skills Course	10,000-20,000			*	*
Rope/Adventure/Skills Course	15,000-50,000			*	*
Skate Spot	1,500-10,000			*	*

PLACEHOLDER



Opportunities Areas Sanchez Adobe Park

TABLE 3-5: Buddy Todd Park Infill/Facility Expansion Analysis

		Buddy Todd Park			
		Total Infill Area SF			
		116,748			
		Area 1	Area 2	Area 3	Area 4
Traditional Recreation Facilities for Infill		4,825	7,579	59,409	44,935
Ball Field	30,000-100,000			*	*
Bocce Ball/Shuffleboard	5,000-10,000		*	*	*
Community Center/Gym	25,000-70,000			*	
Court Sports	2,000-5,000	*		*	
Dog Park	10,000-75,000			*	*
Outdoor Gym and Exterior Exercise Areas	5,000-15,000			*	
Picnic Areas	1,000-5,000	*	*	*	*
Playgrounds	2,000-6,000	*	*	*	*
Soccer Field	14,000-75,000			*	
Volleyball	4,000-16,000	*	*	*	*
Non-Traditional Recreation Facilities for Infill					
Adventure Playgrounds	4,000-6,000	*	*	*	*
BMX Course	40,000-60,000			*	*
Community Garden	10,000-40,000			*	*
Disk Golf Course	50,000-200,000			*	*
Pump Track/Bike Skills Course	10,000-20,000			*	*
Rope/Adventure/Skills Course	15,000-50,000			*	*
Skate Spot	1,500-10,000			*	*



83

Goal: Connect



Strategy 1 - Placemaking

1. Public Art

- a. Establish a public arts commission
- b. Encourage public art that's representative of the community
- c. Allocate areas within Montebello Parks for art opportunities



84

Goal: Connect



Strategy 1 -
Placemaking

2. Social Interaction

- a. Incorporate public plazas and gathering areas within the public realm
- b. Provide areas for family gatherings and events
- c. Establish programmed activities that encourage social interaction (i.e., movies in the park, holiday events, etc.)



85

Goal: Connect



Strategy 1 -
Placemaking

3. Identity

- a. Identify and bring out the history of the City and site
- b. Look for identifiable elements within each park and celebrate them
- c. Incorporate entry monuments or gateways into parks to aid in park identity
- d. Include informational signage that identifies the character of the park



86

Goal: Connect



Strategy 1 -
Placemaking

4. Character

- a. Establish a character of the City that's incorporated into each park
- b. Have a park character that's unique for each but relates to the character of the City
- c. Integrate park theme and character into site features and buildings
- d. Ensure everything is set in context



87

Youtube Video Link: https://youtu.be/VRfZa_5eIGo

SECTION III-G Workshop 4



1

Project Introduction

- Project team:

The project team logos are arranged as follows: On the left is the official seal of the City of Montebello, California, which includes the text 'CITY OF MONTEBELLO', 'INCORPORATED OCT. 16, 1920', and 'CALIFORNIA'. To its right is a plus sign followed by the 'ktua' logo in a lowercase, sans-serif font. Further right are three logos stacked vertically: 'GREENPLAY LLC' with the tagline 'The Leading Edge In Parks, Recreation And Open Space Consulting'; 'RRC ASSOCIATES' with a stylized mountain range icon; and 'BUREAU VERITAS' with a circular seal containing a figure and the year '1828'. In the bottom right corner of the slide, there is a small version of the blue silhouette graphic seen in the cover image.

2

Workshop Schedule

6:00 - 6:05 Greet and Sign-in

6:05 - 6:10 Introduction

6:10 - 6:50 Presentation on Site Specific Plans

6:50 - 7:15 Park Surveys, Questions & Open Discussion



3

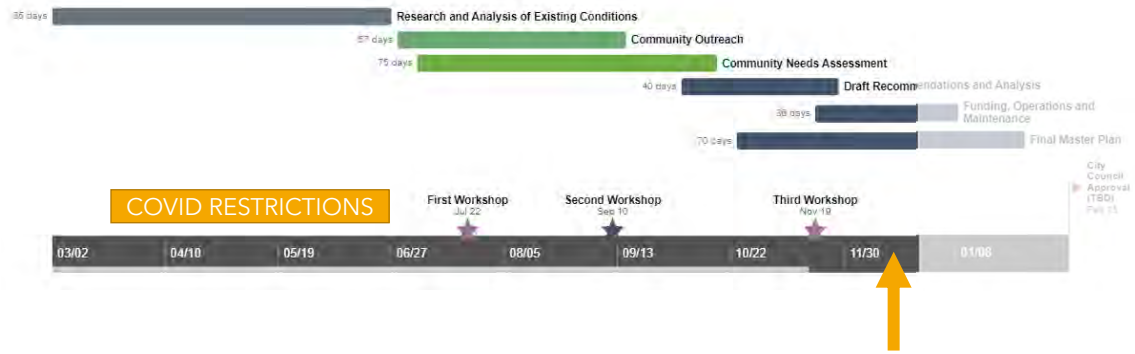
Agenda / Outline

1. Overview & Input to Date
2. Amenity Gaps
3. Park Specific Plans
 1. Reggie Rodriguez Park
 2. Grant Rea Park
 3. Montebello City Park
4. Closing Remarks & Raffle




4

Schedule



5

1 Overview & Input to Date



6



Project Goals

We want to hear from you!

7



8

Park Facilities Master Plan Recap

1. Project recap & goals
2. Shared the stakeholder interview input
3. Went over NRPA population standards
4. Discussed geographic distribution of park facilities
5. Had a visual preference survey
6. Went over the project Storymap



9

Survey Summary

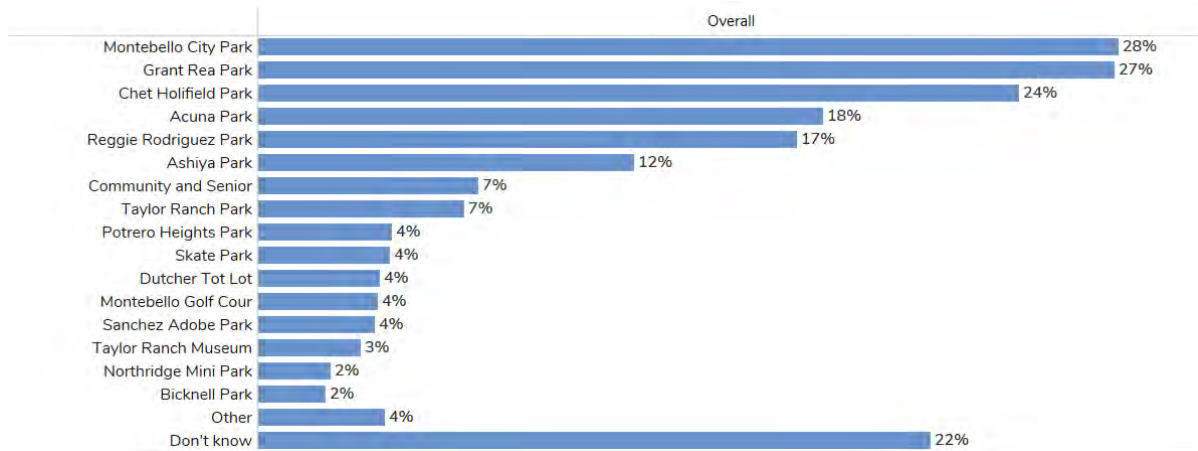
- Approx. 400 responses to the statistically valid and open link surveys
- Survey supports feedback we've received to date
- Provides direction for draft recommendations and site plans



10

Improvement & Additional Amenities

Which of the city parks/recreation facilities do you feel needs improvement and/or additional amenities to meet future needs?



11

Current Facilities: Importance

Please rate how you think the current facilities and services to your household overall

Rating Category	Avg.	n=	Percent Responding:			
			1 & 2	3	4 & 5	
City parks and open spaces	4.5	386	4%	10%	70%	86%
Amenities at City parks (e.g., picnic areas, restrooms)	4.5	385	6%	8%	72%	86%
Trails and pathways	4.3	382	8%	11%	63%	81%
Athletic courts (e.g., basketball, tennis)	4.1	379	13%	14%	52%	72%
Youth recreation and sport programs	4.0	373	16%	13%	58%	71%
Special events	4.0	375	10%	19%	23%	48%
Community centers	4.0	385	9%	23%	49%	68%
Adult recreation and sport programs	3.9	373	14%	21%	46%	65%
Senior programs	3.9	380	15%	21%	49%	64%
Aquatic programs	3.9	373	15%	21%	47%	64%
Athletic fields (e.g., baseball, soccer)	3.9	382	18%	16%	48%	65%
Adaptive programs at City facilities	3.8	364	16%	22%	11%	41%
Kids club/camps	3.8	373	20%	18%	47%	62%

*Ratings categories are sorted in descending order by the average rating
Source: RRC Associates and KTUA

12

Current Facilities: Needs Met

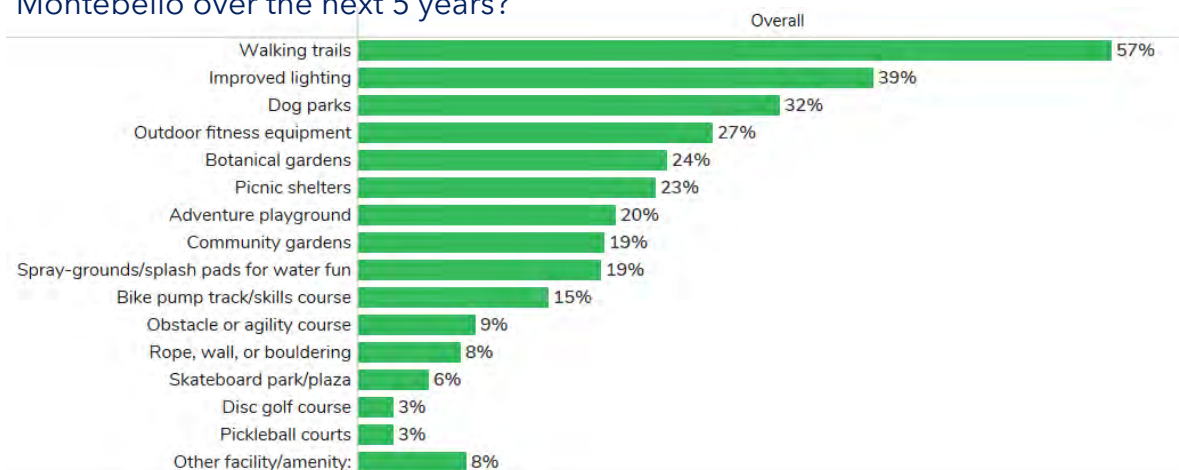
Please rate how you think the current facilities are meeting needs of the community.

Rating Category	Avg.	n=	Percent Responding:			
			1 & 2	3	4 & 5	
City parks and open spaces	3.4	311	13% 21%	32%	23% 23%	47%
Youth recreation and sport programs	3.3	252	16% 30%	26%	21% 23%	44%
Athletic fields (e.g., baseball, soccer)	3.2	296	18% 30%	26%	21% 23%	44%
Senior programs	3.2	246	15% 18%	27%	27%	40%
Special events	3.2	260	14% 33%	24%	21% 21%	42%
Kids club/camps	3.1	242	16% 34%	26%	16% 24%	40%
Community centers	3.1	278	15% 19%	27%	19% 21%	40%
Amenities at City parks (e.g., picnic areas, restrooms)	3.1	313	16% 28%	25%	20% 19%	39%
Athletic courts (e.g., basketball, tennis)	3.0	295	14% 21%	30%	18% 16%	35%
Adaptive programs at City facilities	2.9	216	17% 22%	28%	15% 18%	33%
Adult recreation and sport programs	2.9	239	20% 21%	28%	20%	31%
Aquatic programs	2.8	259	23% 26%	23%	17% 17%	34%
Trails and pathways	2.6	296	30% 24%	15%	14% 17%	30%

13

Non-Traditional Facilities/Activities

Which THREE of the following non-traditional recreational facilities and/or activities do you feel should be seriously considered by the City of Montebello over the next 5 years?



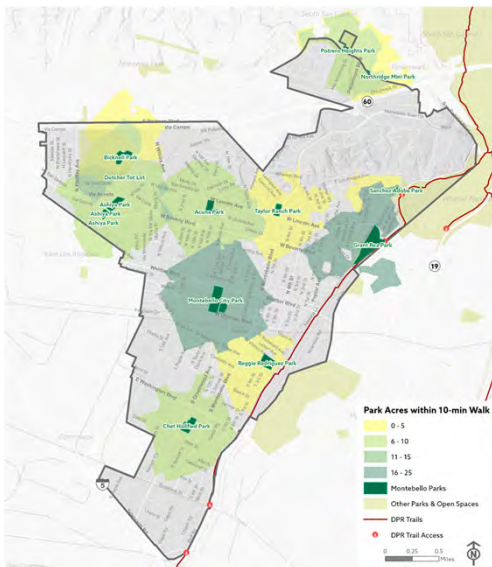
14

2 Park /Amenity Level of Service & Distribution



15

City Wide Park Standards and Service

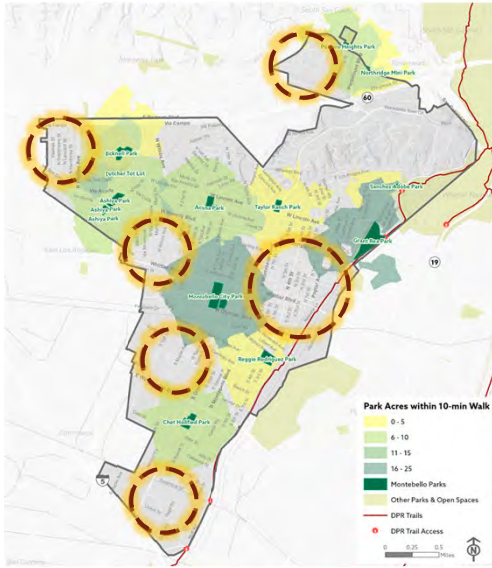


	Adjusted Park Standard*	Acre per 1000 Population 2020	Total Surplus/Deficit
Active Parks			
Mini and Neighborhood Parks	40.5	1.5	(0.9)
Community Parks and Center	38.7	2.5	(1.9)
All Active Parks	79.2	4.0	(2.8)
Special Use and Regional Park			
Special Use Facility and Natural Area	227.2	6.0	(2.4)
Special Use and Regional Natural Area	1,030.9	6.0	10.2

Park Service Area	Existing 2020			
	Parkshed Acreage	% City Area Served	# Population Served	% Population Served
1/2 Mile Walkshed (All Parks including golf course)	2,602	49%	38,197	59.8%
1/2 Mile Walkshed (Mini/Neighborhood)	1,966	37%	28,214	44.2%
1 Mile Bike/Driveshed (Community/Regional/Special Use Parks)	2,279	43%	33,107	51.9%
Combined Parkshed	3,414	64%	48,746	76.4%

16

City Wide Park Standards and Service

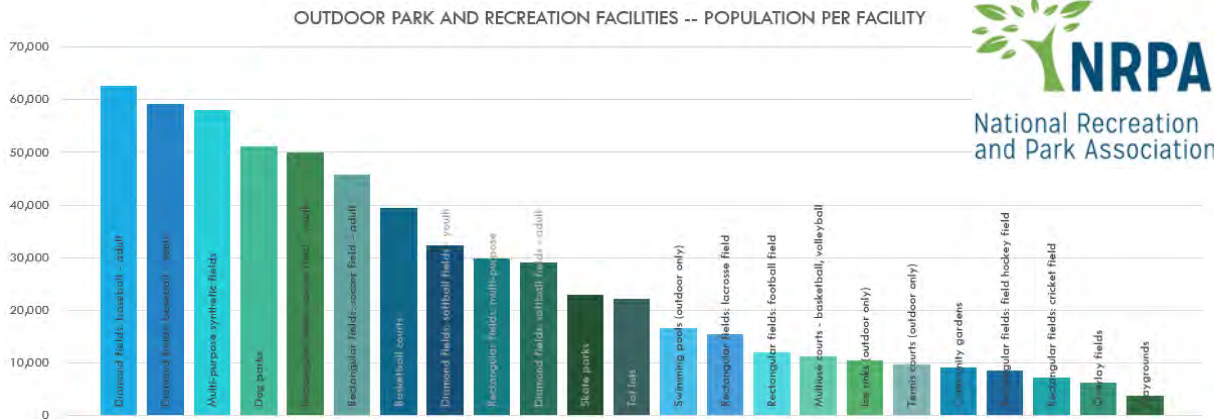


	Adjusted Park Standard*	Acre per 1000 Population 2020	Total Surplus/Deficit
Active Parks			
Mini and Neighborhood Parks	40.5	1.5	(0.9)
Community Parks and Center	38.7	2.5	(1.9)
All Active Parks	79.2	4.0	(2.8)
Special Use and Regional Park			
Special Use Facility and Natural Area	227.2	6.0	(2.4)
Special Use and Regional Natural Area	1,030.9	6.0	10.2

Park Service Area	Existing 2020			
	Parkshed Acreage	% City Area Served	# Population Served	% Population Served
1/2 Mile Walkshed (All Parks including golf course)	2,602	49%	38,197	59.8%
1/2 Mile Walkshed (Mini/Neighborhood)	1,966	37%	28,214	44.2%
1 Mile Bike/Driveshed (Community/Regional/Special Use Parks)	2,279	43%	33,107	51.9%
Combined Parkshed	3,414	64%	48,746	76.4%

17

NRPA Summary of Typical Park Amenities



18

Amenity Standards and Service

Level of Service for 2020 Population (63,833 Est. Pop.)		Existing City Facilities	Existing Private Facilities	School Facilities	Total Existing Inventory	National Guideline Service Level (1/# pop)	Recommended City Standard (1/# pop)	Total Facilities Needed	Total Surplus / Deficit
Indoor Park & Rec Facilities	Rec Center	2	0	0	2	40,900	41,000	1.6	0.4
	Community Centers	1	0	0	1	42,490	42,491	1.5	(0.5)
	Senior Center	1	0	0	1	68,700	65,000	1.0	0.0
	Performance Amphitheaters	1	0	0	1	57,304	57,304	1.1	(0.1)
	Nature Centers	0	0	0	0	65,000	65,000	1.0	(1.0)
	Stadiums	0	0	0	0	59,074	59,074	1.1	(1.1)
	Ice Rink	0	0	0	0	29,830	30,000	2.1	(2.1)
	Teens Center	0	0	0	0	60,270	61,000	1.0	(1.0)
	Basketball Courts	5	0	11	5	8,560	8,500	7.5	(2.5)
	Bocceball	0	0	0	0	6,250	6,000	10.6	(10.6)
	Community Gardens	0	0	0	0	50,000	50,000	1.3	(1.3)
	Diamond Fields: Baseball (Adult - 230'+)**	1	0	1	1	22,900	20,000	3.2	(2.2)
	Diamond Fields: Baseball (Youth - <230')**	1	0	0	1	7,200	7,000	9.1	(8.1)
	Diamond Fields: Softball (Adult - 200'+)**	2	0	1	4	15,500	15,500	4.1	(0.1)
Diamond Fields: Softball (Youth - <200')**	2	0	0	2	12,000	12,000	5.3	(3.3)	
Dog Parks	0	0	0	0	58,000	58,000	1.1	(1.1)	

19

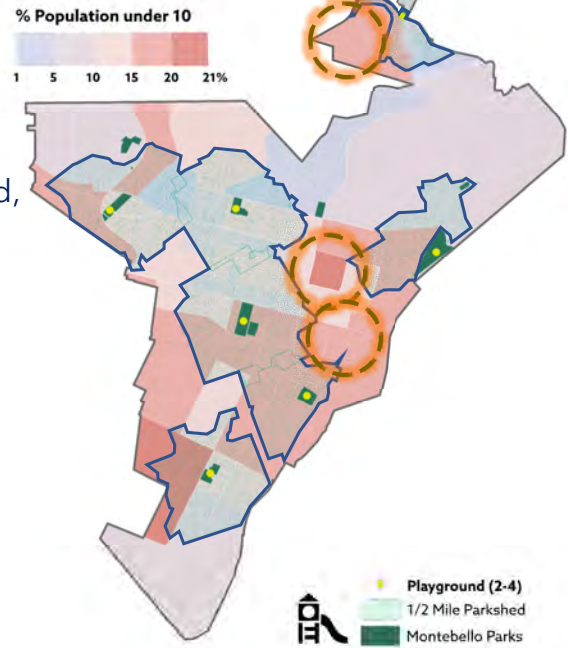
Amenity Standards and Service

Level of Service for 2020 Population (63,833 Est. Pop.)		Existing City Facilities	Existing Private Facilities	School Facilities	Total Existing Inventory	National Guideline Service Level (1/# pop)	Recommended City Standard (1/# pop)	Total Facilities Needed	Total Surplus / Deficit
Linear		2	0	5	2	10,470	10,000	6.1	(4.1)
		0	0	0	0				0.0
		0	0	0	0				0.0
		0	0	2	0				0.0
		0	0	0	0				0.0
		0	0	1	0				0.0
		2	0	3	2				2.0
		0	0	2	0				0.0
		0	0	0	0				0.0
		2	0	0	2				2.0
		0	0	1	0				0.0
	Pickleball***	0	0	0	0	6,250	6,000	10.6	(10.6)
	Picnic Areas (12+people)	13	0	0	13	5,000	5,000	12.8	0.2
	Playgrounds (age 6-12)	16	0	1	16	3,860	3,800	16.8	(0.8)
	Playgrounds (tot lot / age 2-5)	16	0	0	16	11,200	3,800	16.8	(0.8)
	Rectangular Soccer (Adult U14+)**	0	0	0	0	16,644	16,644	3.8	(3.8)
	Rectangular Soccer (Youth U6-12)**	0	0	0	2	9,085	9,085	7.0	(5.0)
	Skate Parks	1	0	0	1	62,570	65,000	1.0	0.0
	Swimming pool	2	0	2	2	45,800	46,000	1.4	0.6
	Tennis Courts	4	6	15	10	6,250	6,000	10.6	(0.6)
Volleyball	0	0	0	0	22,250	20,000	3.2	(3.2)	
Pedestrian Trails - miles	4.12	0	0	4.12	2,300	2,300	27.8	(23.6)	
Bicycle Trails - miles	3.72	0	0	3.72	2,450	2,450	26.1	(22.3)	

20

Population under 10 & Playgrounds

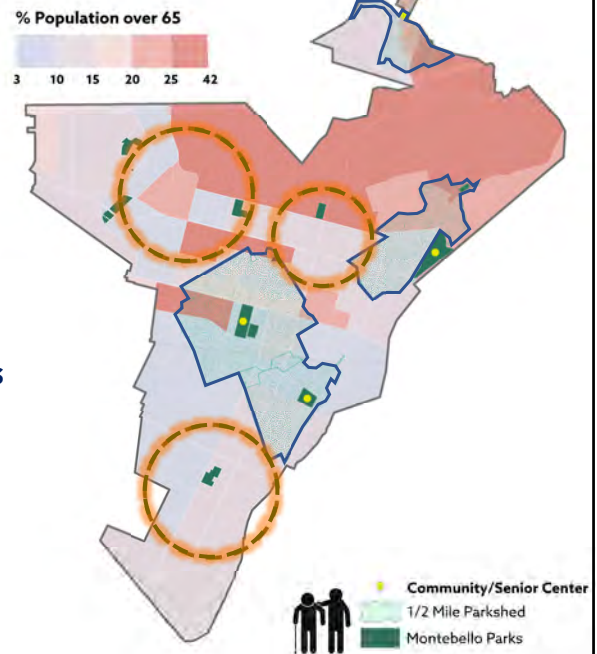
- Percent of population under 10 years-old, based on the American Community Survey 5-Year Estimates
- A total of **16 Playgrounds citywide**
- NRPA standard is approximately **17 for similar population**



21

Population Over 65 & Community/Senior Centers

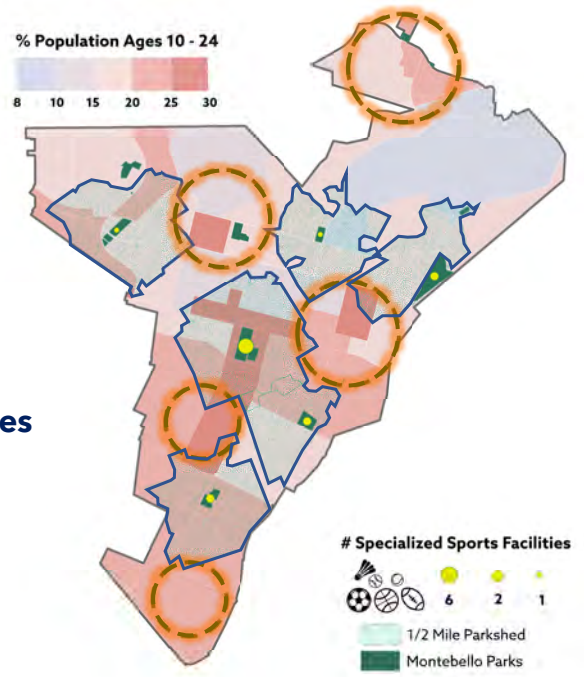
- Percent of population over 65 years-old, based on the American Community Survey 5-Year Estimates
- A total of **4 Community/Senior Centers citywide**
- NRPA standard is approximately **4 for similar population**



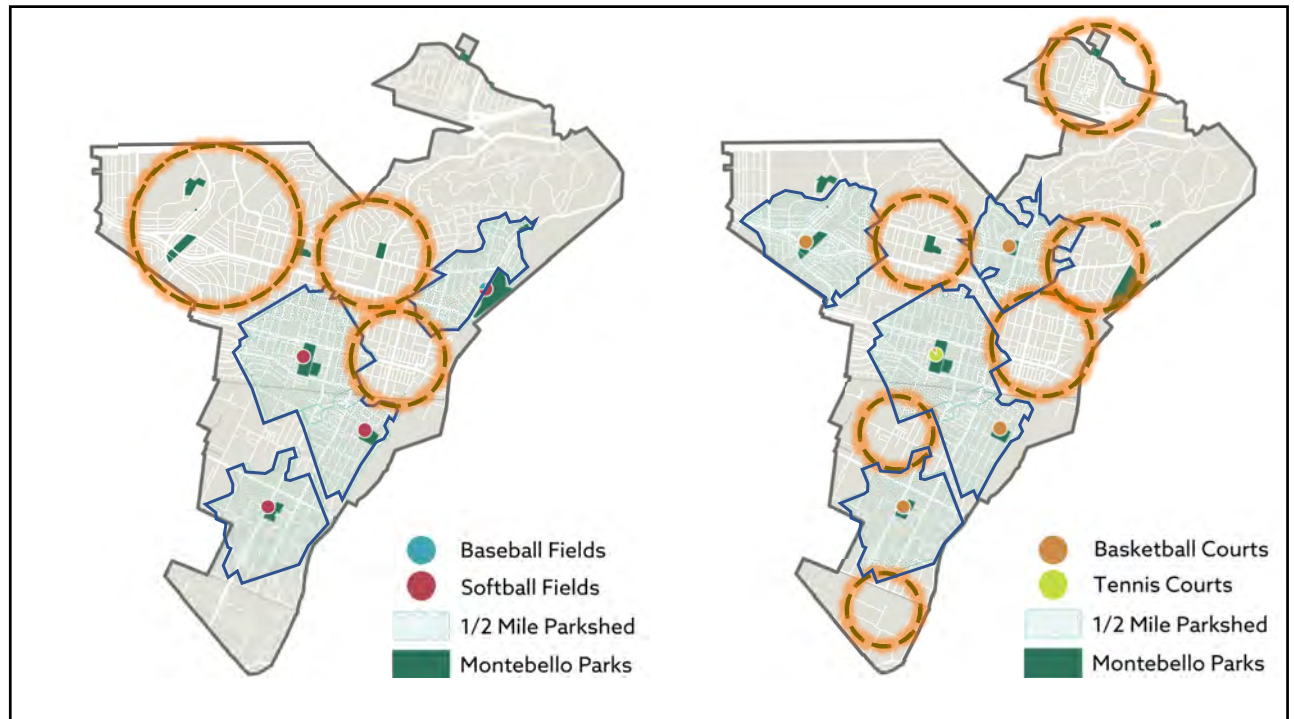
22

Population Ages 10-24 & Sports Facilities

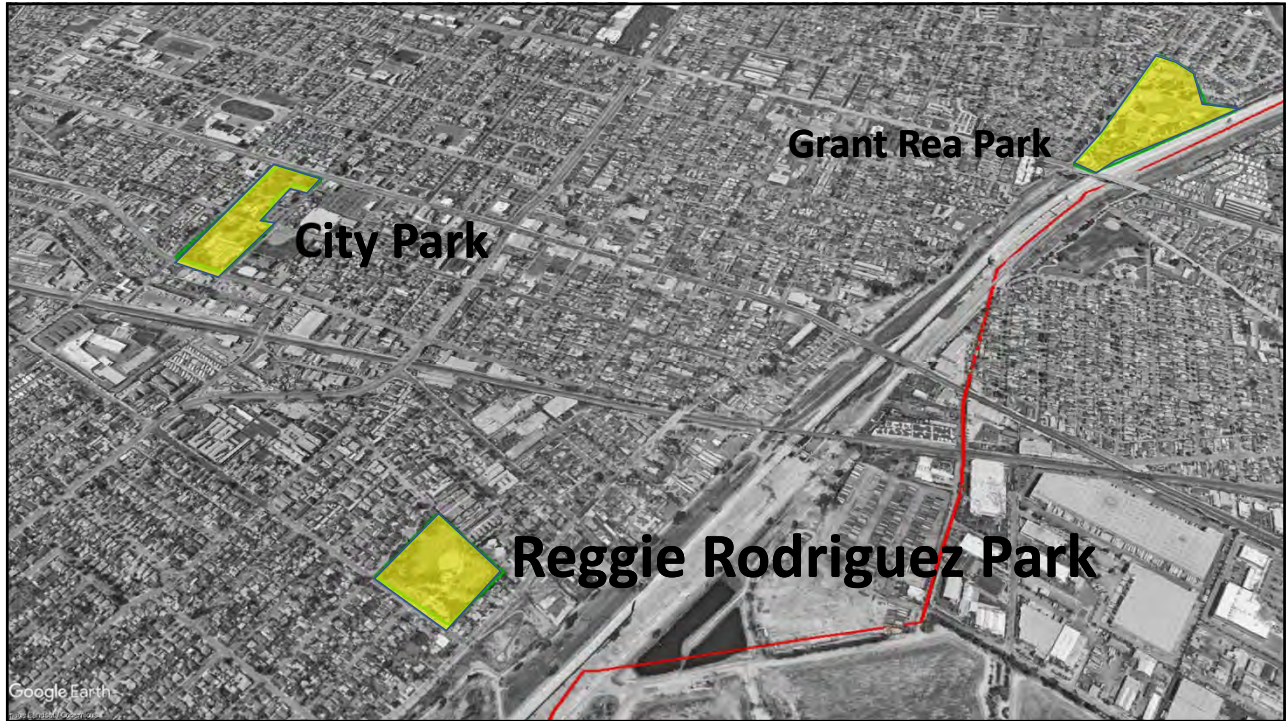
- Percent of population between 10-24 years-old, based on the American Community Survey 5-Year Estimates
- A total of **27 Specialized Sports Facilities** citywide
- NRPA standard is around **60 sports facilities**



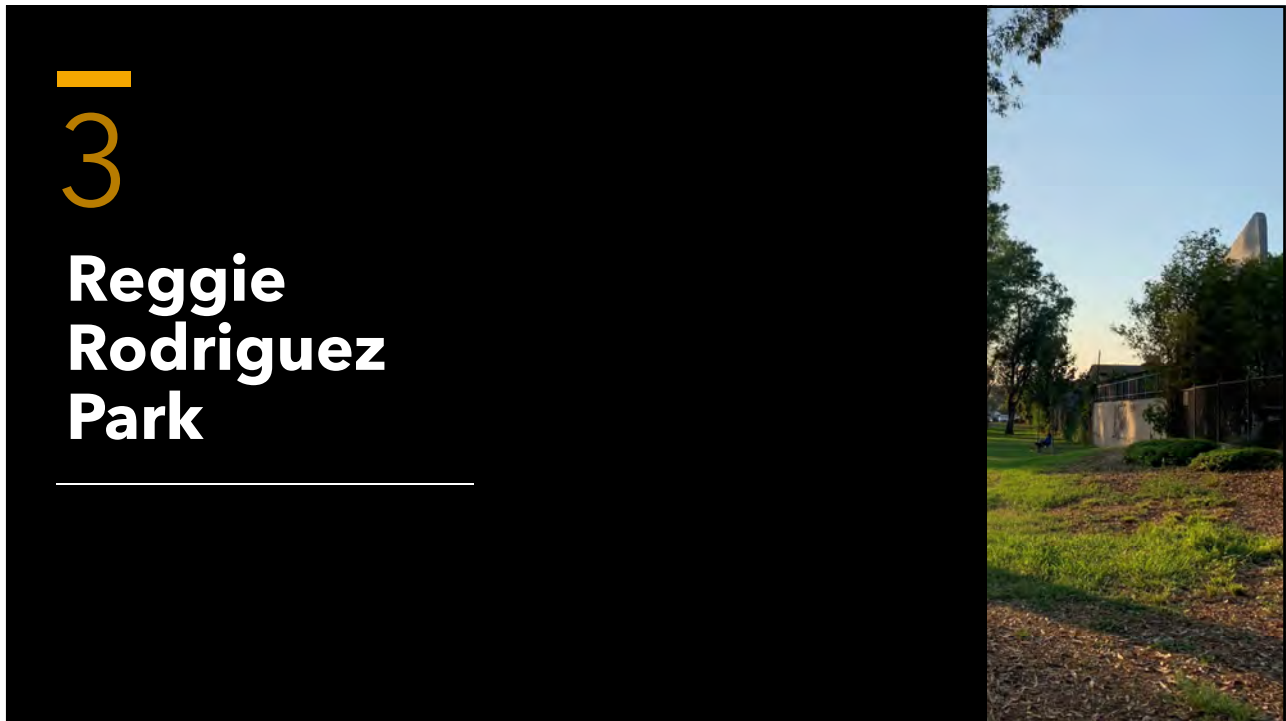
23



24



25



26

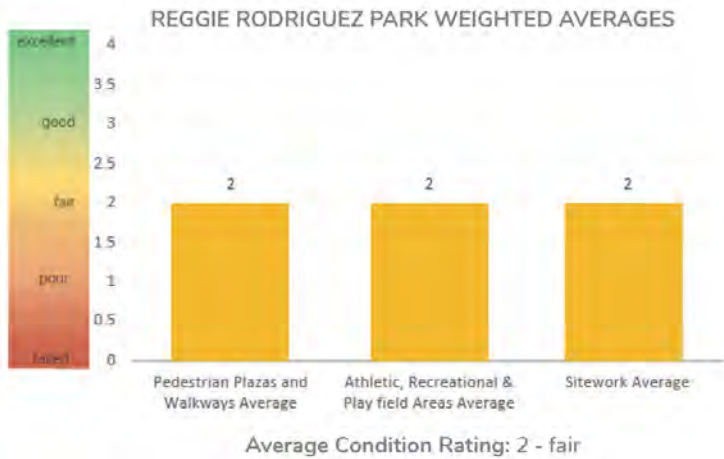


27



28

Inventory Summary



Sitework

100%
fair

Athletic, Recreational & Play field Areas

100%
fair

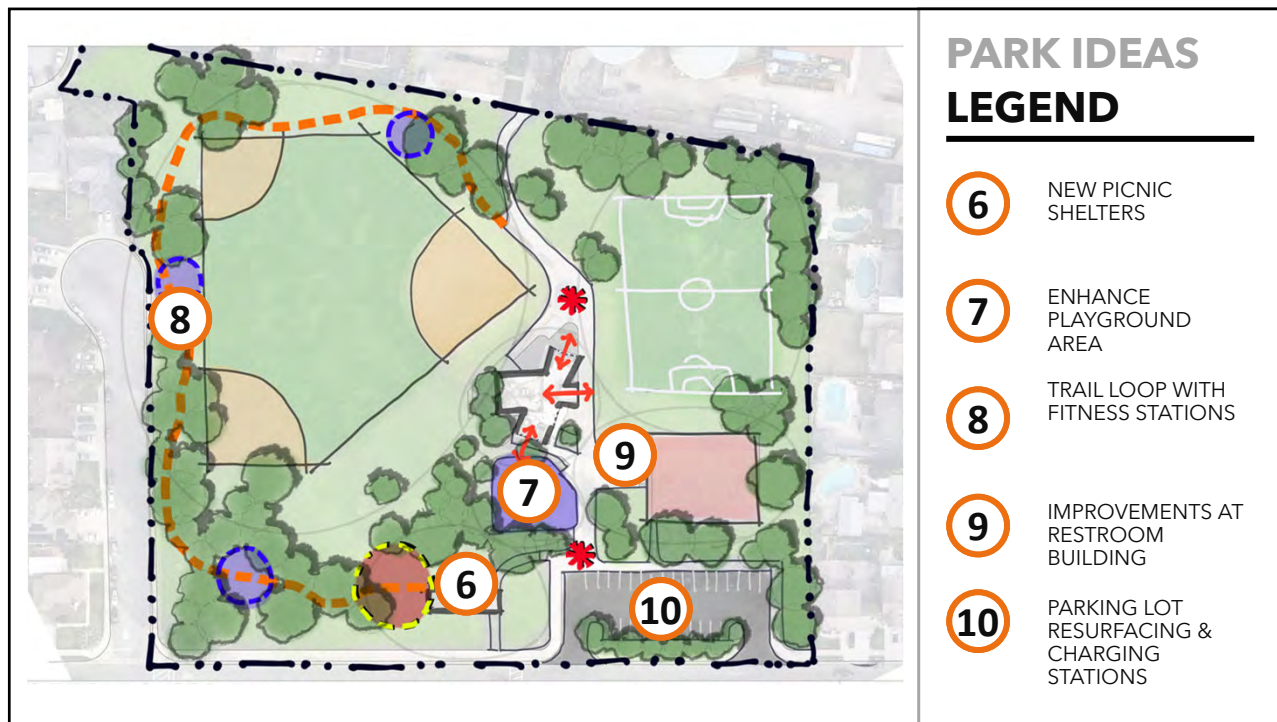
Pedestrian Plazas and Walkways

100%
fair

29



30



31



1 BUILDING ENHANCEMENTS

- Enhance indoor / outdoor connections
- Consider areas for art / murals
- Study for more functional use and aesthetic upgrades

32



2 MULTI-SPORT COURTS

- Enhance basketball hoops
- Consider additional sports in footprint
- Include seating areas around court
- Consider back and partial side fencing

33



3 NEW SOCCER FIELD

- Enhance grass area and irrigation system
- Consider synthetic turf for year-round play
- Consider field lighting

34



4 MULTI-USE SPORTS FIELD

- Consider area for multi-use sports area
- Enhance backstops, dugouts, and spectator seating at existing field
- Upgrade and retrofit field lighting

35



5 FAMILY ACTIVITY AREA

- Consider permanent activities such as: ping pong, corn hole, and game tables
- Allow for informal lawn games and events such as: frisbee, ladder toss, etc.



36



6 NEW PICNIC SHELTERS

- Include new picnic shelters and seating
- Consider solar on structure
- Include BBQ areas

37



7 ENHANCE PLAYGROUND AREA

- Look for opportunities to include all-abilities play equipment
- Enhance playground area
- Increase playground area

38



8 TRAIL LOOP WITH FITNESS STATIONS

- Include DG fitness loop around perimeter of park
- Include fitness stations
- Include areas for seating

39

Poll Question #1

- Which new park facilities are you most supportive of?
 - a. Multi-sport court
 - b. Small soccer field
 - c. Multi-use field area
 - d. Family event and picnic area
 - e. Playground



40

Poll Question #2

- Which general park improvements are you most supportive of?
 - a. Enhancing community center
 - b. Enhancing site furnishings
 - c. Improve restroom building
 - d. Resurface parking lot and add charging stations



41

4

**Grant Rea
Park**



42




SITE ANALYSIS LEGEND

- 1** PETTING ZOO
- 3** SOFTBALL FIELDS
- 5** AMENITIES
- 2** BASEBALL FIELD
- 4** PLAYGROUNDS
- 6** TRAIL ENTRANCE

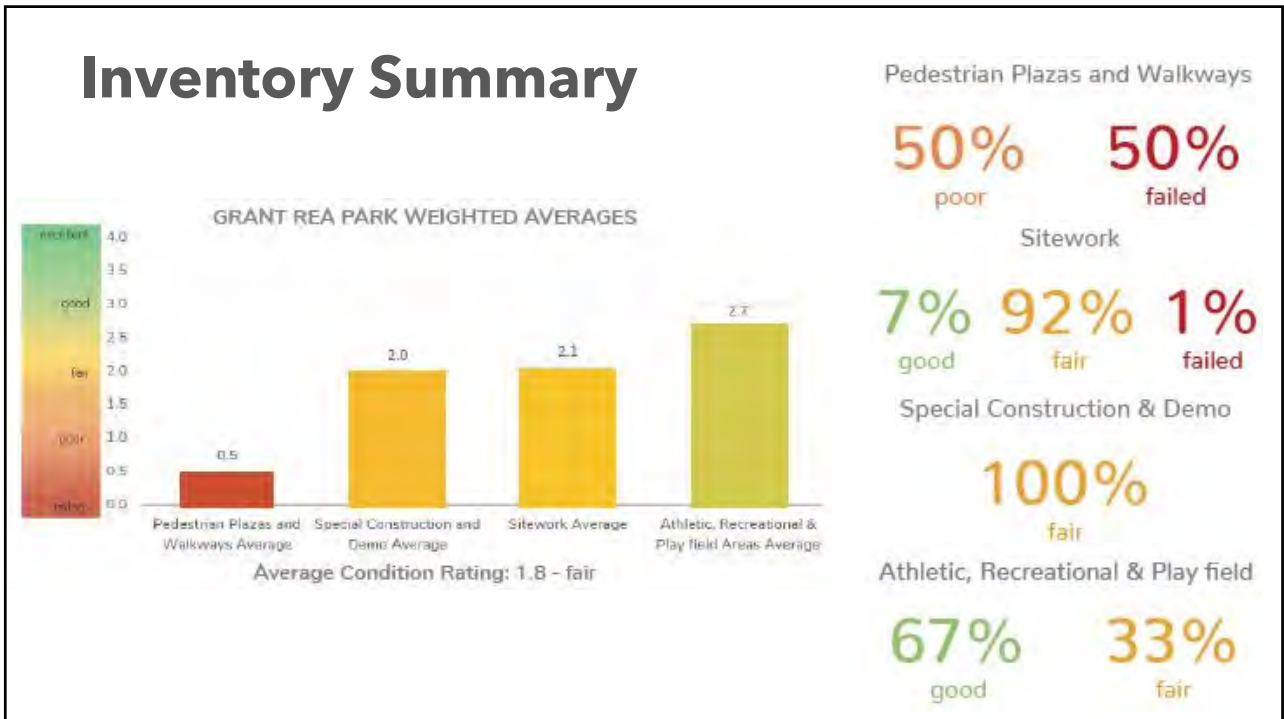
43



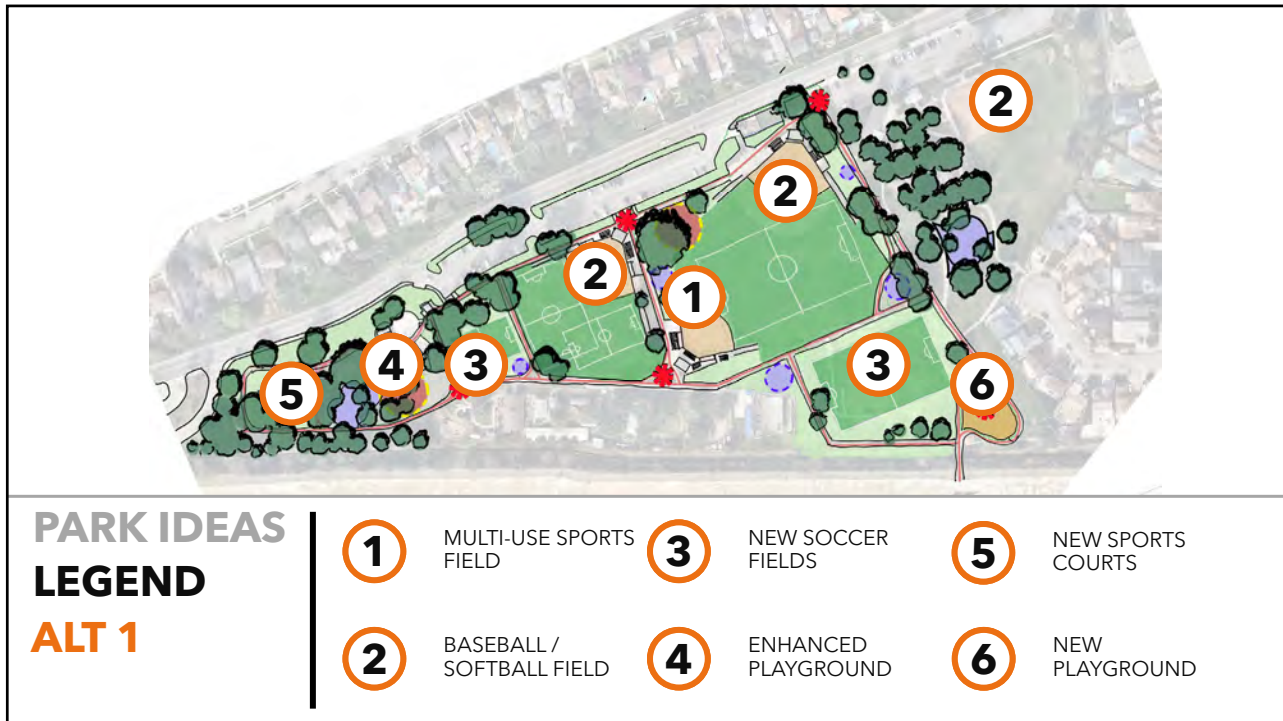
44



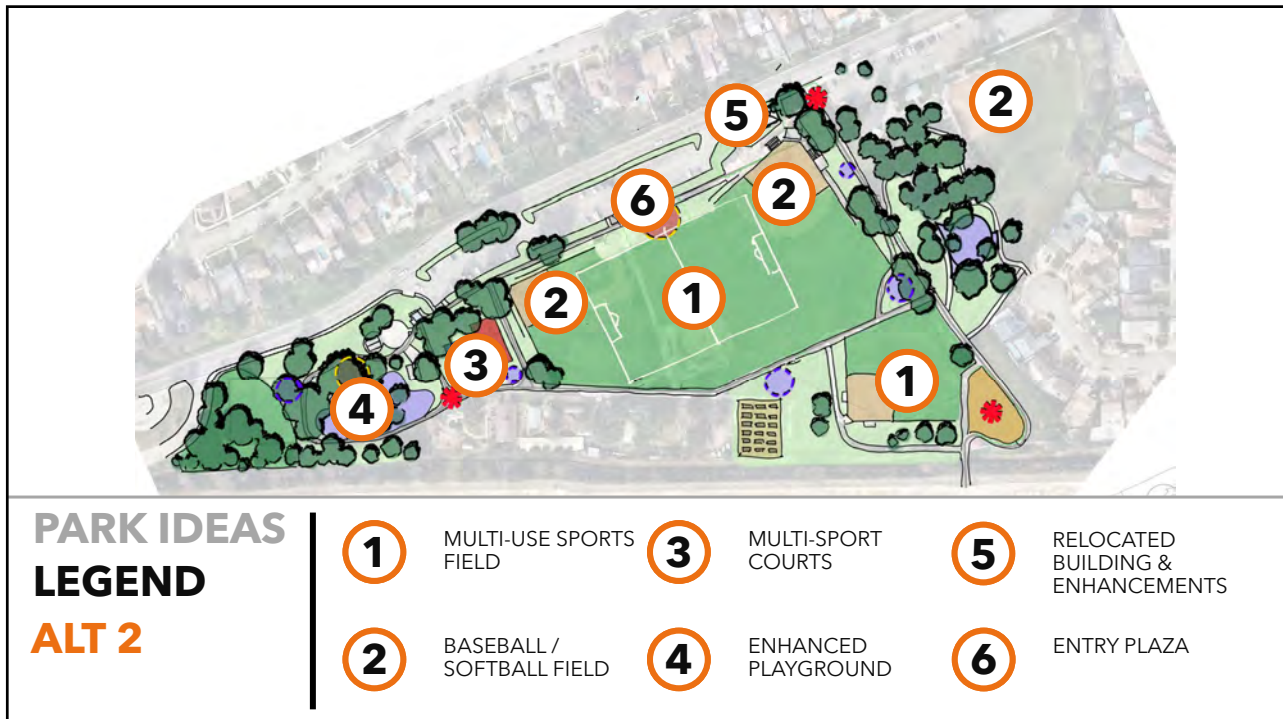
45



46




47



48



49



50



2 Baseball Field

- Provide new baseball field facilities
- Synthetic Turf Field
- Use of temporary fencing for outfield when in use

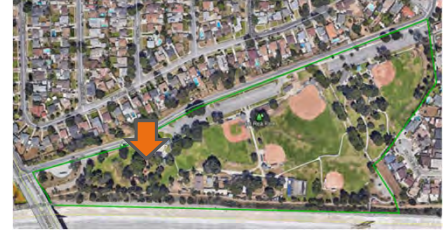
51



3 MULTI-SPORT COURTS

- Combined court facilities for multiple sports, such as basketball, tennis, pickleball, futsal, etc.
- Court can be adapted to the sport being played

52



4 Enhanced Playground

- Provide designated play areas for multiple age groups
- Provide improved connections and accessibility

53



5 Relocated Building Enhancements

- Relocated Building to improve park visibility and function
- Enhance facility to support adjacent park uses
- Provide restroom and concessions


54



6 Entry Plaza

- Enhanced entry gathering space to provide greater sense of arrival to park
- Improved connection to multi-use sports fields

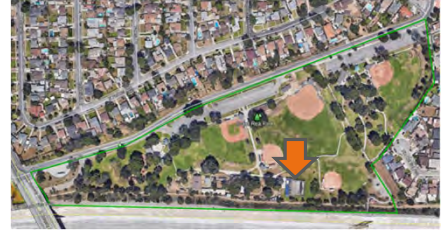
55



7 Fitness Stations

- Various fitness stations located throughout the park
- Provides various types of exercise
- Improves activation of entire park


56



8 Community Garden

- Provides designated garden space for use by the community
- Improves community engagement

57



9 Entry Plaza at Pedestrian Bridge

- Entry space to activate this "back area" of the park

58



10 Family Activity Area

- Small play area at East end of park
- Provide passive gathering space for families

59

Poll Question #3

- Which new park facilities are you most supportive of?
 - Multi-sport courts
 - Multi-use field area
 - Enhanced playgrounds
 - Community garden
 - Dog park



60

Poll Question #4


- Which general park improvements are you most supportive of?
 - a. Enhancing site furnishings
 - b. Improve restroom buildings
 - c. Resurface parking lot and add charging stations
 - d. Enhancing trails and adding fitness stations



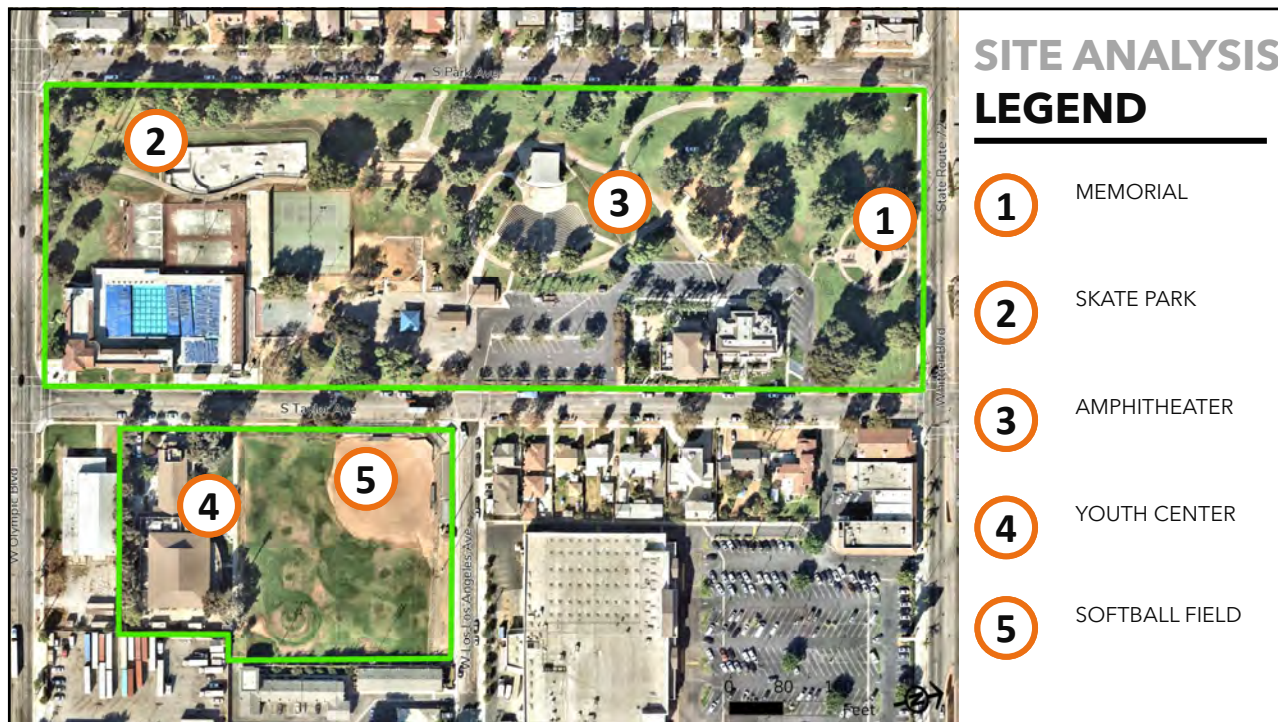
61

5


Montebello
City Park



62



63



64



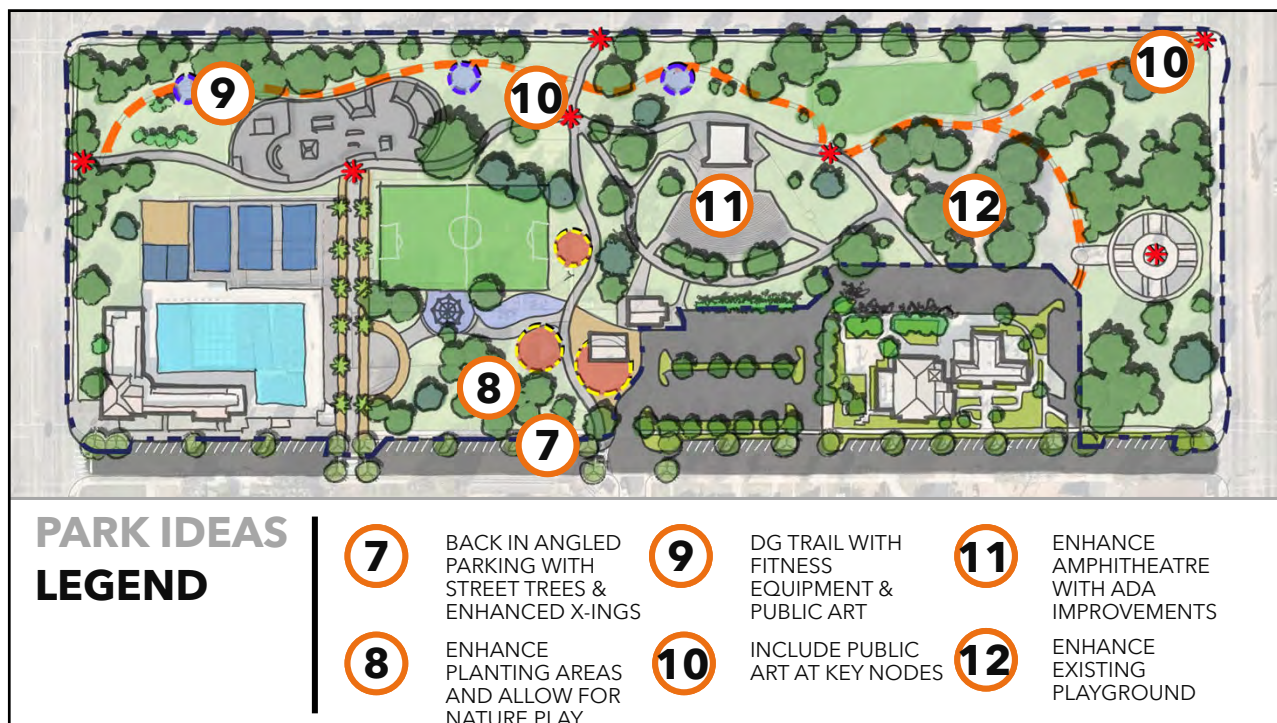
65



66



67



68



1 MULTI-SPORT COURTS

- Consolidate sports courts
- Arrange handball to share pool wall
- Enhance lighting and security

69



2 MULTI-PURPOSE FIELD

- Open up area for informal lawn activities and soccer
- Consider lighting
- Allow for passive use

70



3 SPLASH PAD AND FAMILY AREA

- Provide an area for informal splash pad
- Utilize infrastructure from adjacent pool facility
- Include shade areas, seating, and site furnishings

71



4 PLAYGROUND AREAS

- Include new playground for tots and 5-12
- Explore more advanced play features for teens
- Include inclusive play equipment



72



5 ENLARGE SKATEPARK

- Explore expanding skatepark to the northwest
- Look at ways to enhance skate features while providing additional security
- Explore opportunities for public art

73



6 FAMILY GATHERING AREAS

- Include small, medium, and large family gathering nodes
- Arrange them so that groups can meet individually or be combined in family areas
- Provide new seating, surfacing, and furnishings

74



7 BACK IN ANGLED PARKING WITH STREET TREES & ENHANCED CROSSINGS

- Include back in parking along Taylor Ave.
- Include mid-block crossings and street trees

75



9 FAMILY GATHERING AREAS

- Trails and fitness equipment
- Loops around western edge of site

76

Poll Question #5

- Which new park facilities are you most supportive of?
 - a. Multi-sport courts
 - b. Multi-use field area
 - c. Enhanced playgrounds
 - d. Increased parking
 - e. DG trails



77

Poll Question #6

- Which general park improvements are you most supportive of?
 - a. Enhancing site furnishings
 - b. Improve amphitheater
 - c. Resurface existing parking lot and adding charging stations
 - d. Enlarging skatepark and adding security features



78

6

Closing Remarks



79

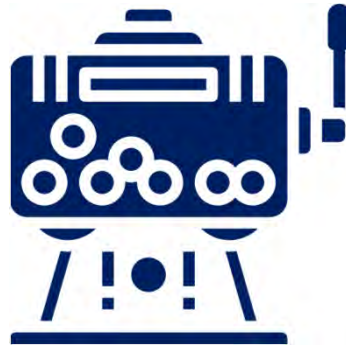
Ways to Participate

- Check the City website for additional events and project products or surveys
- Leave us your email address and we will keep you abreast of upcoming engagement events and milestones
- Visit the **project story map**, <https://arcg.is/0yeqOa>



80

RAFFLE



81

**Thank you for attending
tonight's workshop!**

**Be sure to leave a comment
before signing off**



82

Youtube Video Link: <https://youtu.be/SqYTcbLeNUw>

SECTION III-H Amenities Survey

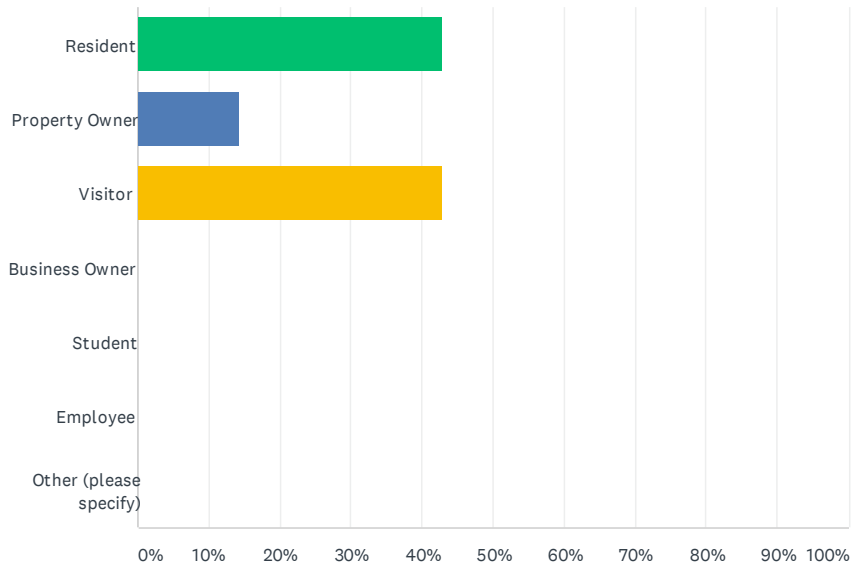
Q1 What zip code do you live in?

Answered: 7 Skipped: 0

#	RESPONSES	DATE
1	90660	9/15/2020 9:28 PM
2	90640	9/15/2020 6:02 PM
3	90640	9/14/2020 9:21 PM
4	90640	9/14/2020 8:16 PM
5	90640	9/10/2020 6:55 PM
6	93455	9/10/2020 6:38 PM
7	93455	9/3/2020 1:24 PM

Q2 What is your relationship to the City of Montebello?

Answered: 7 Skipped: 0

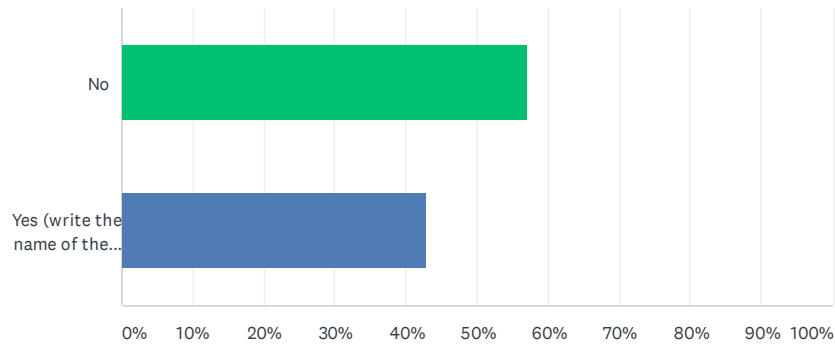


ANSWER CHOICES	RESPONSES	
Resident	42.86%	3
Property Owner	14.29%	1
Visitor	42.86%	3
Business Owner	0.00%	0
Student	0.00%	0
Employee	0.00%	0
Other (please specify)	0.00%	0
TOTAL		7

#	OTHER (PLEASE SPECIFY)	DATE
	There are no responses.	

Q3 Are there any students in the household?

Answered: 7 Skipped: 0

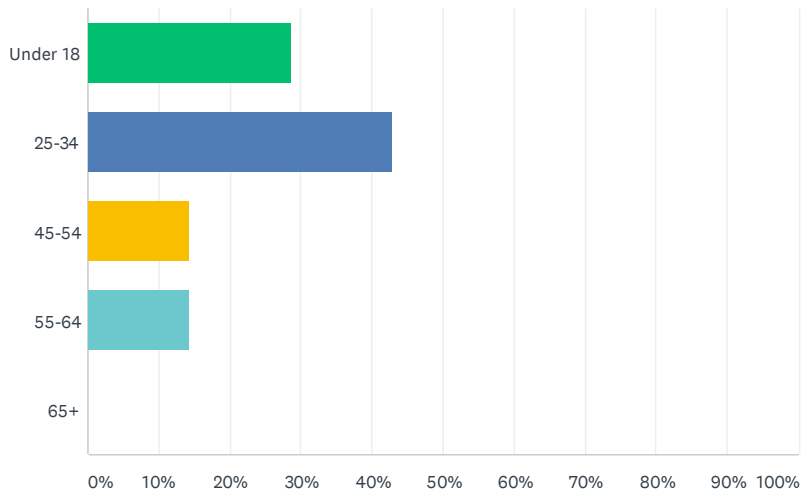


ANSWER CHOICES	RESPONSES	COUNT
No	57.14%	4
Yes (write the name of the schools below)	42.86%	3
TOTAL		7

#	YES (WRITE THE NAME OF THE SCHOOLS BELOW)	DATE
1	fremont	9/15/2020 6:02 PM
2	fremont elementary school	9/14/2020 8:16 PM
3	2	9/10/2020 6:55 PM

Q4 Which of the following groups includes your age?

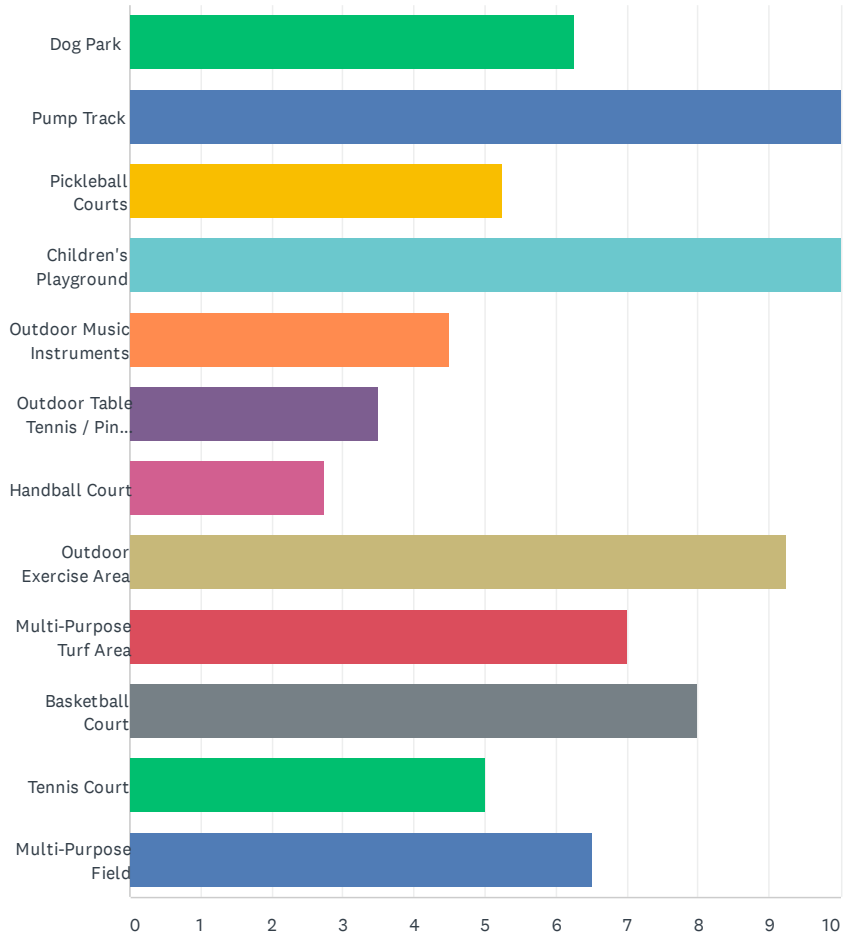
Answered: 7 Skipped: 0













ANSWER CHOICES	RESPONSES	COUNT
Under 18	28.57%	2
25-34	42.86%	3
45-54	14.29%	1
55-64	14.29%	1
65+	0.00%	0
TOTAL		7

Q5 Please rank the following twelve (12) preferred ACTIVE park amenities/features from the list below (1=Most preferred, 12= Least preferred)

Answered: 4 Skipped: 3

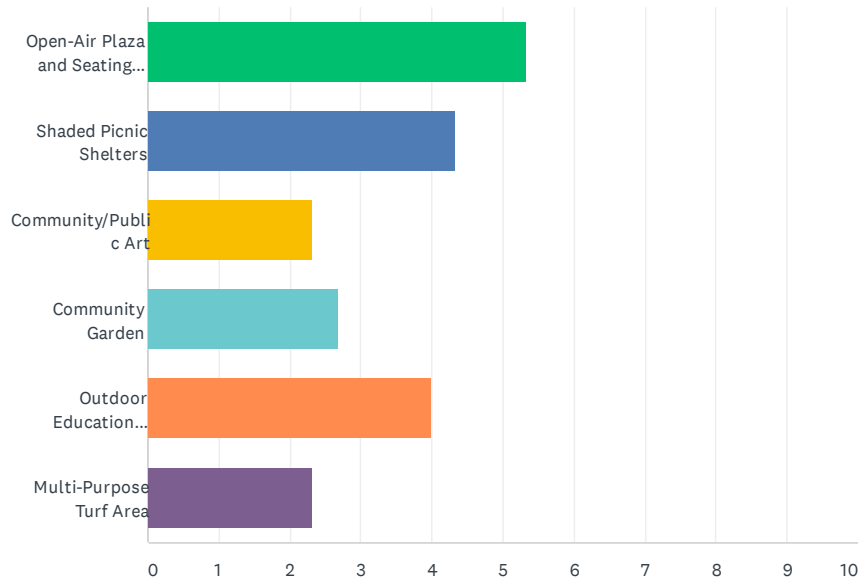







Montebello Park Facilities Master Plan- Amenities Survey

	1	2	3	4	5	6	7	8	9	10	11	12	TOTAL
 Dog Park	25.00% 1	0.00% 0	0.00% 0	0.00% 0	0.00% 0	0.00% 0	25.00% 1	0.00% 0	25.00% 1	25.00% 1	0.00% 0	0.00% 0	
 Pump Track	0.00% 0	25.00% 1	50.00% 2	25.00% 1	0.00% 0	0.00% 0	0.00% 0	0.00% 0	0.00% 0	0.00% 0	0.00% 0	0.00% 0	
 Pickleball Courts	0.00% 0	0.00% 0	0.00% 0	25.00% 1	25.00% 1	0.00% 0	0.00% 0	0.00% 0	0.00% 0	25.00% 1	0.00% 0	25.00% 1	
 Children's Playground	25.00% 1	25.00% 1	25.00% 1	0.00% 0	0.00% 0	25.00% 1	0.00% 0	0.00% 0	0.00% 0	0.00% 0	0.00% 0	0.00% 0	
 Outdoor Music Instruments	0.00% 0	25.00% 1	0.00% 0	0.00% 0	0.00% 0	0.00% 0	0.00% 0	0.00% 0	0.00% 0	25.00% 1	50.00% 2	0.00% 0	
 Outdoor Table Tennis / Ping Pong	0.00% 0	0.00% 0	0.00% 0	0.00% 0	0.00% 0	25.00% 1	0.00% 0	25.00% 1	0.00% 0	0.00% 0	0.00% 0	50.00% 2	
 Handball Court	0.00% 0	0.00% 0	0.00% 0	0.00% 0	0.00% 0	0.00% 0	0.00% 0	25.00% 1	0.00% 0	25.00% 1	25.00% 1	25.00% 1	
 Outdoor Exercise Area	50.00% 2	0.00% 0	0.00% 0	0.00% 0	0.00% 0	25.00% 1	25.00% 1	0.00% 0	0.00% 0	0.00% 0	0.00% 0	0.00% 0	
 Multi-Purpose Turf Area	0.00% 0	0.00% 0	25.00% 1	25.00% 1	0.00% 0	0.00% 0	0.00% 0	25.00% 1	25.00% 1	0.00% 0	0.00% 0	0.00% 0	
 Basketball Court	0.00% 0	25.00% 1	0.00% 0	25.00% 1	0.00% 0	25.00% 1	0.00% 0	25.00% 1	0.00% 0	0.00% 0	0.00% 0	0.00% 0	
 Tennis Court	0.00% 0	0.00% 0	0.00% 0	0.00% 0	0.00% 0	0.00% 0	50.00% 2	0.00% 0	50.00% 2	0.00% 0	0.00% 0	0.00% 0	
 Multi-Purpose Field	0.00% 0	0.00% 0	0.00% 0	0.00% 0	75.00% 3	0.00% 0	0.00% 0	0.00% 0	0.00% 0	0.00% 0	25.00% 1	0.00% 0	

Q6 Please rank the following six (6) preferred PASSIVE park amenities/features from the list below (1=Most preferred, 6= Least preferred)

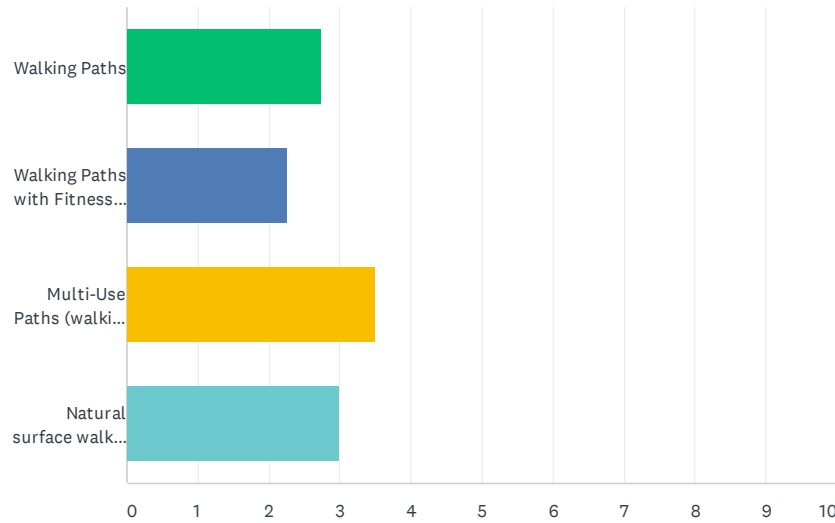
Answered: 3 Skipped: 4







	1	2	3	4	5	6	TOTAL	SCORE
 Open-Air Plaza and Seating Terrace	33.33% 1	66.67% 2	0.00% 0	0.00% 0	0.00% 0	0.00% 0	3	5.33
 Shaded Picnic Shelters	33.33% 1	33.33% 1	0.00% 0	0.00% 0	33.33% 1	0.00% 0	3	4.33
 Community/Public Art	0.00% 0	0.00% 0	33.33% 1	0.00% 0	33.33% 1	33.33% 1	3	2.33
 Community Garden	0.00% 0	0.00% 0	33.33% 1	33.33% 1	0.00% 0	33.33% 1	3	2.67
 Outdoor Education Spaces	33.33% 1	0.00% 0	0.00% 0	66.67% 2	0.00% 0	0.00% 0	3	4.00
 Multi-Purpose Turf Area	0.00% 0	0.00% 0	33.33% 1	0.00% 0	33.33% 1	33.33% 1	3	2.33

Q7 Please rank the following four (4) preferred LINEAR park amenities/features from the list below (1=Most preferred, 4= Least preferred)

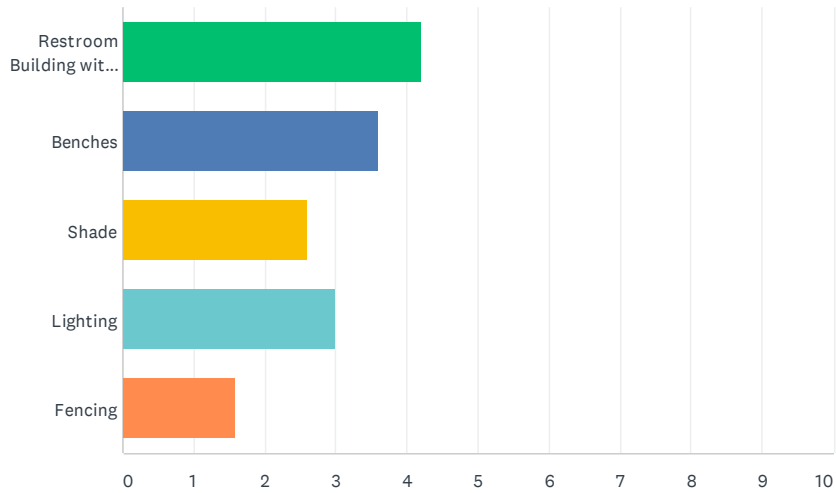
Answered: 4 Skipped: 3








	1	2	3	4	TOTAL	SCORE
 Walking Paths	25.00% 1	50.00% 2	0.00% 0	25.00% 1	4	2.75
 Walking Paths with Fitness Stations	0.00% 0	25.00% 1	75.00% 3	0.00% 0	4	2.25
 Multi-Use Paths (walking and biking)	50.00% 1	50.00% 1	0.00% 0	0.00% 0	2	3.50
 Natural surface walking trails	66.67% 2	0.00% 0	0.00% 0	33.33% 1	3	3.00

Q8 Please rank the following five (5) preferred GENERAL park amenities/features from the list below (1=Most preferred, 5= Least preferred)

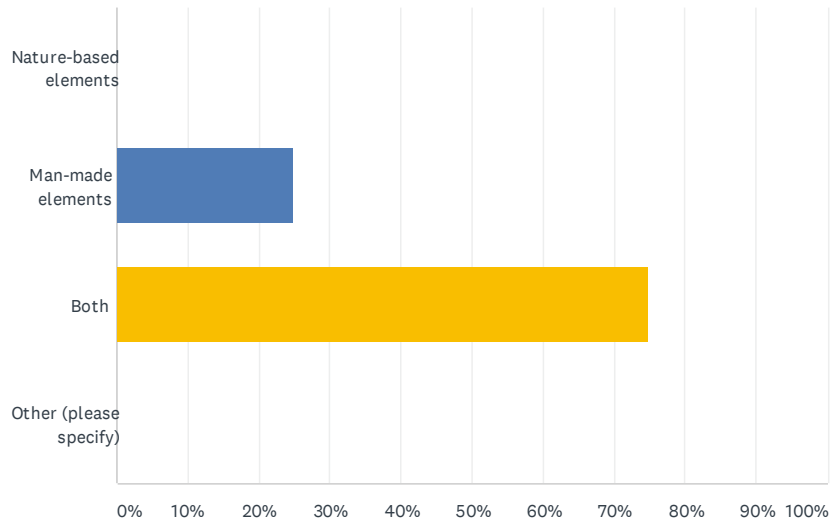
Answered: 5 Skipped: 2



	1	2	3	4	5	TOTAL	SCORE
 Restroom Building with Storage	60.00% 3	20.00% 1	0.00% 0	20.00% 1	0.00% 0	5	4.20
 Benches	40.00% 2	0.00% 0	40.00% 2	20.00% 1	0.00% 0	5	3.60
 Shade	0.00% 0	0.00% 0	60.00% 3	40.00% 2	0.00% 0	5	2.60
 Lighting	0.00% 0	60.00% 3	0.00% 0	20.00% 1	20.00% 1	5	3.00
 Fencing	0.00% 0	20.00% 1	0.00% 0	0.00% 0	80.00% 4	5	1.60

Q9 Do you prefer nature-based or man-made elements for your park and recreation needs?

Answered: 4 Skipped: 3



ANSWER CHOICES	RESPONSES	
Nature-based elements	0.00%	0
Man-made elements	25.00%	1
Both	75.00%	3
Other (please specify)	0.00%	0
TOTAL		4

#	OTHER (PLEASE SPECIFY)	DATE
	There are no responses.	

Q10 List your TOP PRIORITY for park improvements (i.e. playgrounds, safety, parking, more types of programs, shade, lighting, etc.)

Answered: 3 Skipped: 4

#	RESPONSES	DATE
1	Security, well lit restrooms, walkways & parking lots	9/14/2020 9:36 PM
2	Our playgrounds. Bathrooms at some parks are so far away.	9/14/2020 8:26 PM
3	playgrounds	9/10/2020 7:00 PM

Q11 What other park amenities/features not listed above would you like to see in parks throughout Montebello?

Answered: 3 Skipped: 4

#	RESPONSES	DATE
1	Security towers/ kiosks throughout park	9/14/2020 9:36 PM
2	palyground for different age groups and a decent little water park. Not grant rea one it sucks.	9/14/2020 8:26 PM
3	walking/jogging assigned trails with padding, if possible.	9/10/2020 7:00 PM

Q12 Want to stay informed about the Montebello Park Facilities Master Plan? If so, please provide your email address and/or phone number below.

Answered: 2 Skipped: 5

ANSWER CHOICES	RESPONSES	
Name	100.00%	2
Company	0.00%	0
Address	0.00%	0
Address 2	0.00%	0
City/Town	0.00%	0
State/Province	0.00%	0
ZIP/Postal Code	0.00%	0
Country	0.00%	0
Email Address	100.00%	2
Phone Number	100.00%	2

#	NAME	DATE
1	Ruchelle Quintero	9/14/2020 8:26 PM
2	Joanna Lizeth Barreras	9/10/2020 7:00 PM

#	COMPANY	DATE
	There are no responses.	

#	ADDRESS	DATE
	There are no responses.	

#	ADDRESS 2	DATE
	There are no responses.	

#	CITY/TOWN	DATE
	There are no responses.	

#	STATE/PROVINCE	DATE
	There are no responses.	

#	ZIP/POSTAL CODE	DATE
	There are no responses.	

#	COUNTRY	DATE
	There are no responses.	

#	EMAIL ADDRESS	DATE
1	Ruchellequintero2012@gmail.com	9/14/2020 8:26 PM
2	joannabarreras@gmail.com	9/10/2020 7:00 PM

#	PHONE NUMBER	DATE
1	3238286138	9/14/2020 8:26 PM
2	3233874949	9/10/2020 7:00 PM

SECTION III-I Specific Plan Surveys

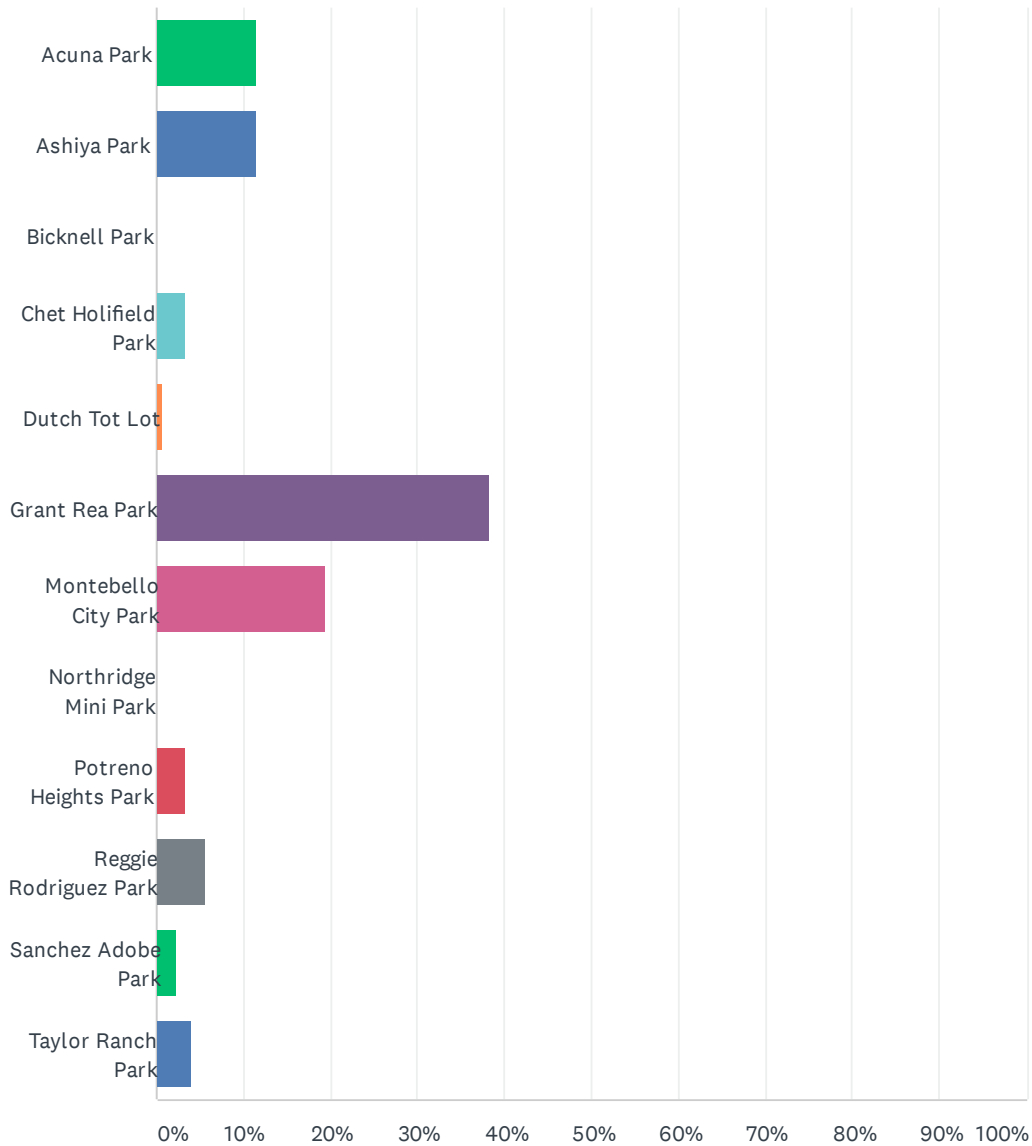
Q1 What is your zipcode?

Answered: 174 Skipped: 1

90022 10007 **90640** 10011

Q2 Which park do you live the closest to?

Answered: 175 Skipped: 0

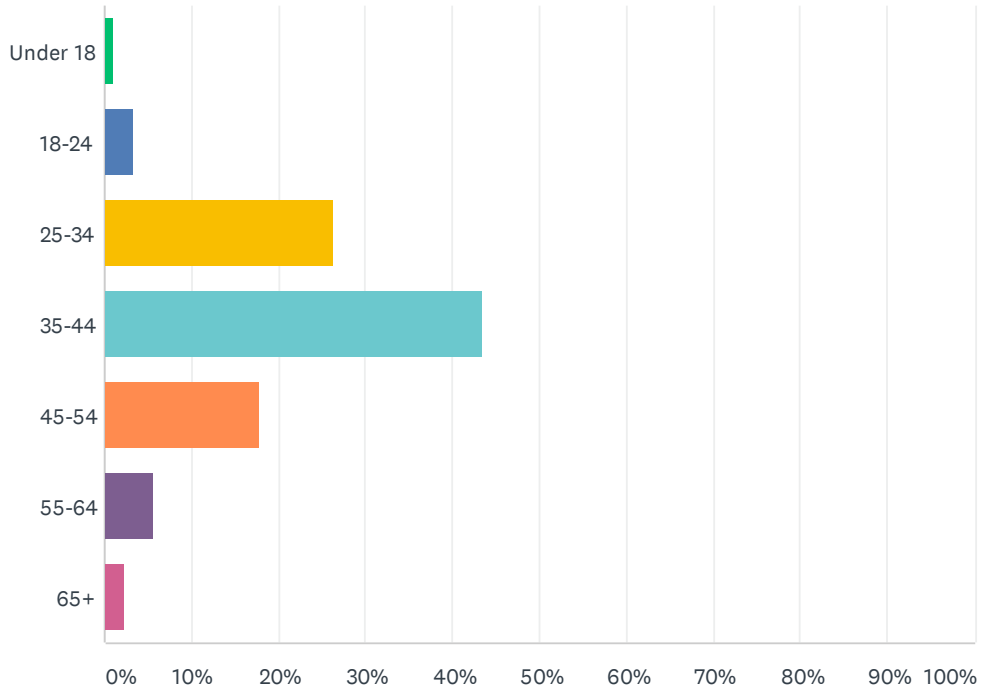


Grant Rea Park Specific Plan Survey

ANSWER CHOICES	RESPONSES	
Acuna Park	11.43%	20
Ashiya Park	11.43%	20
Bicknell Park	0.00%	0
Chet Holifield Park	3.43%	6
Dutch Tot Lot	0.57%	1
Grant Rea Park	38.29%	67
Montebello City Park	19.43%	34
Northridge Mini Park	0.00%	0
Potreno Heights Park	3.43%	6
Reggie Rodriguez Park	5.71%	10
Sanchez Adobe Park	2.29%	4
Taylor Ranch Park	4.00%	7
TOTAL		175

Q3 Please select your age

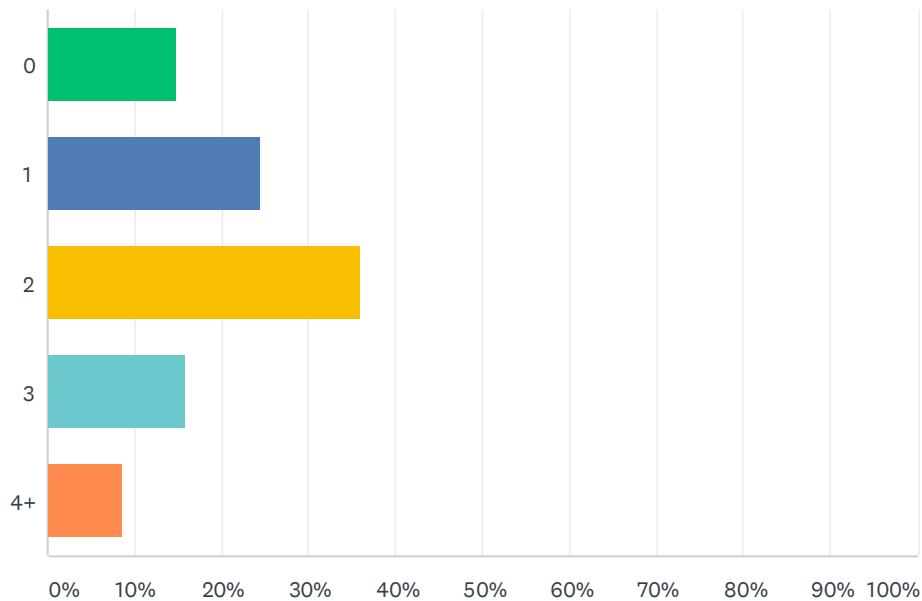
Answered: 175 Skipped: 0



ANSWER CHOICES	RESPONSES	
Under 18	1.14%	2
18-24	3.43%	6
25-34	26.29%	46
35-44	43.43%	76
45-54	17.71%	31
55-64	5.71%	10
65+	2.29%	4
TOTAL		175

Q4 How many kids are in your household?

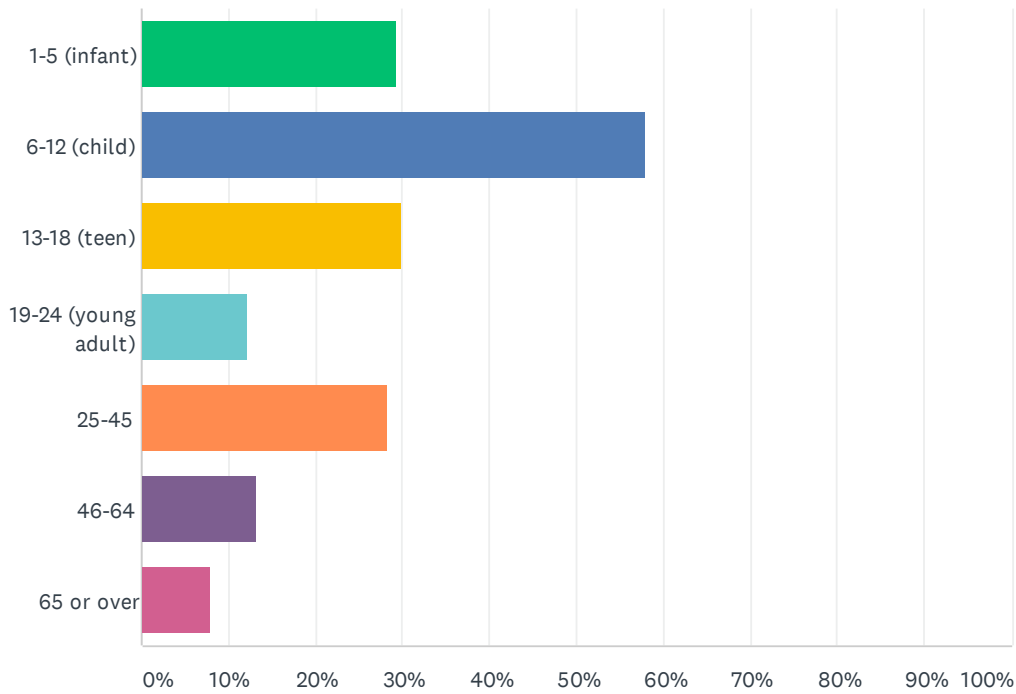
Answered: 175 Skipped: 0



ANSWER CHOICES	RESPONSES	
0	14.86%	26
1	24.57%	43
2	36.00%	63
3	16.00%	28
4+	8.57%	15
TOTAL		175

Q5 What are the ages of the individuals within your household who visit city parks or recreation facilities? (check all that apply)

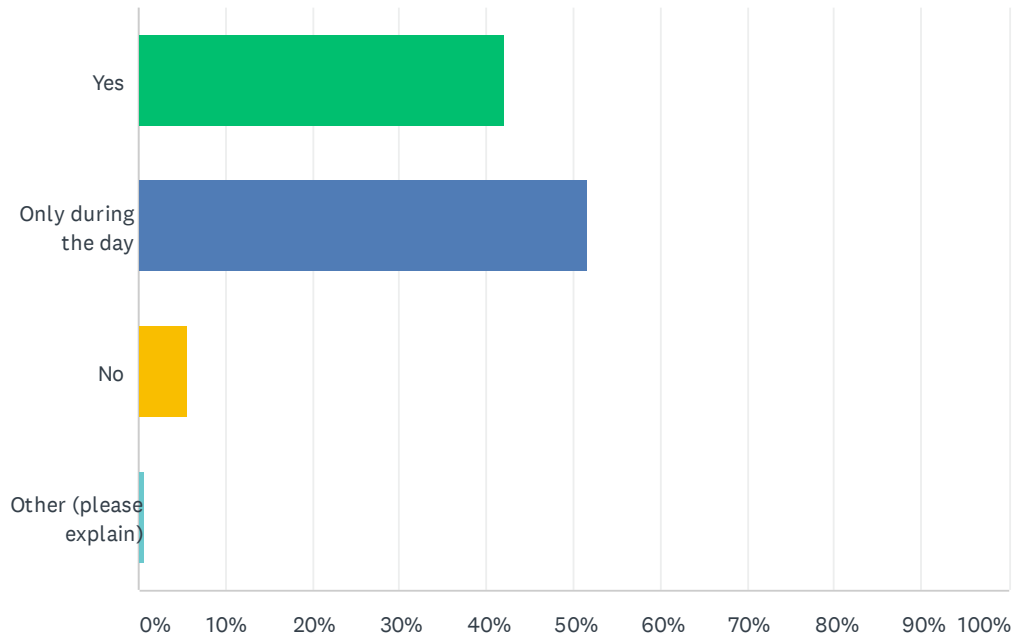
Answered: 174 Skipped: 1



ANSWER CHOICES	RESPONSES	
1-5 (infant)	29.31%	51
6-12 (child)	58.05%	101
13-18 (teen)	29.89%	52
19-24 (young adult)	12.07%	21
25-45	28.16%	49
46-64	13.22%	23
65 or over	8.05%	14
Total Respondents: 174		

Q6 Do you feel safe visiting the park?

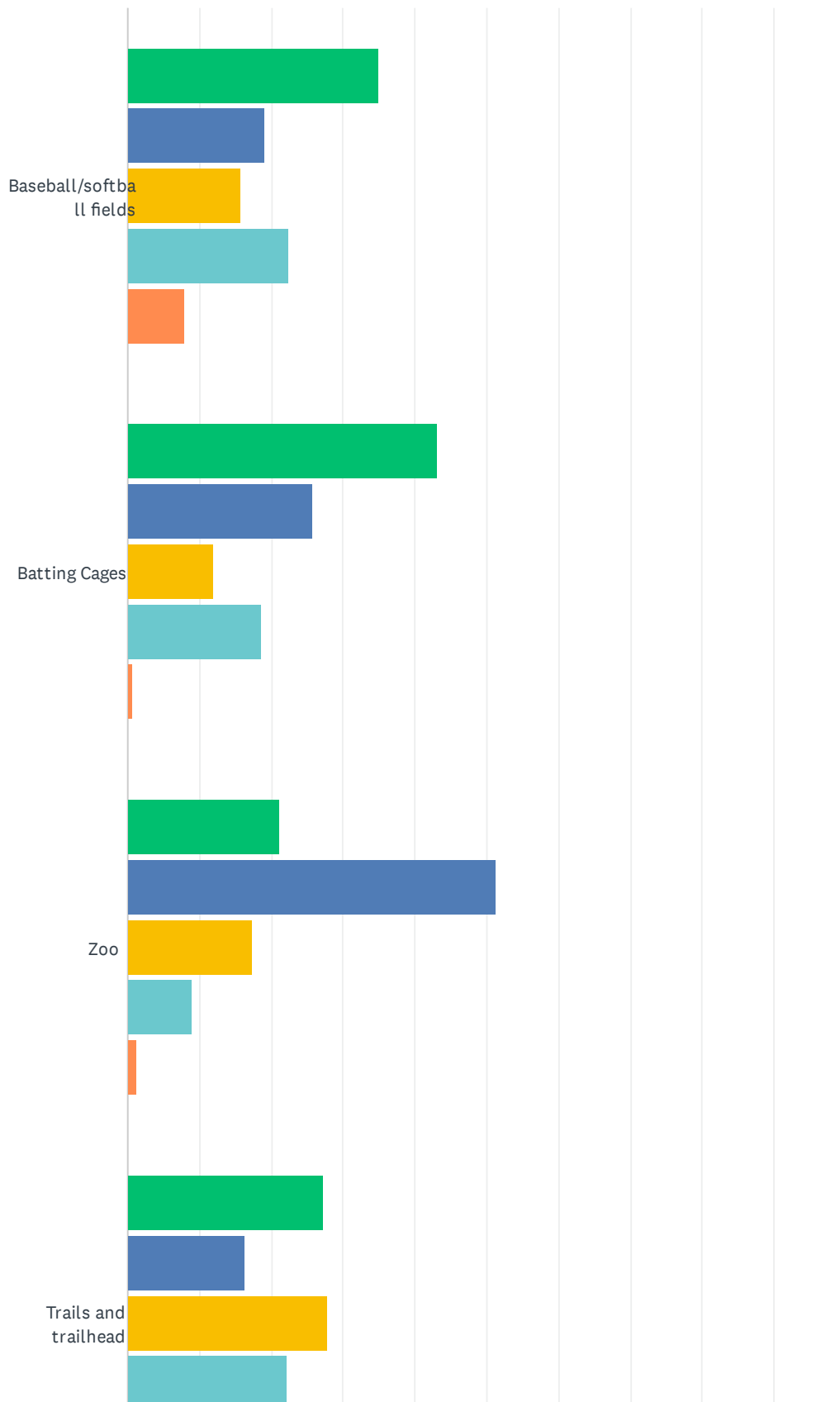
Answered: 159 Skipped: 16



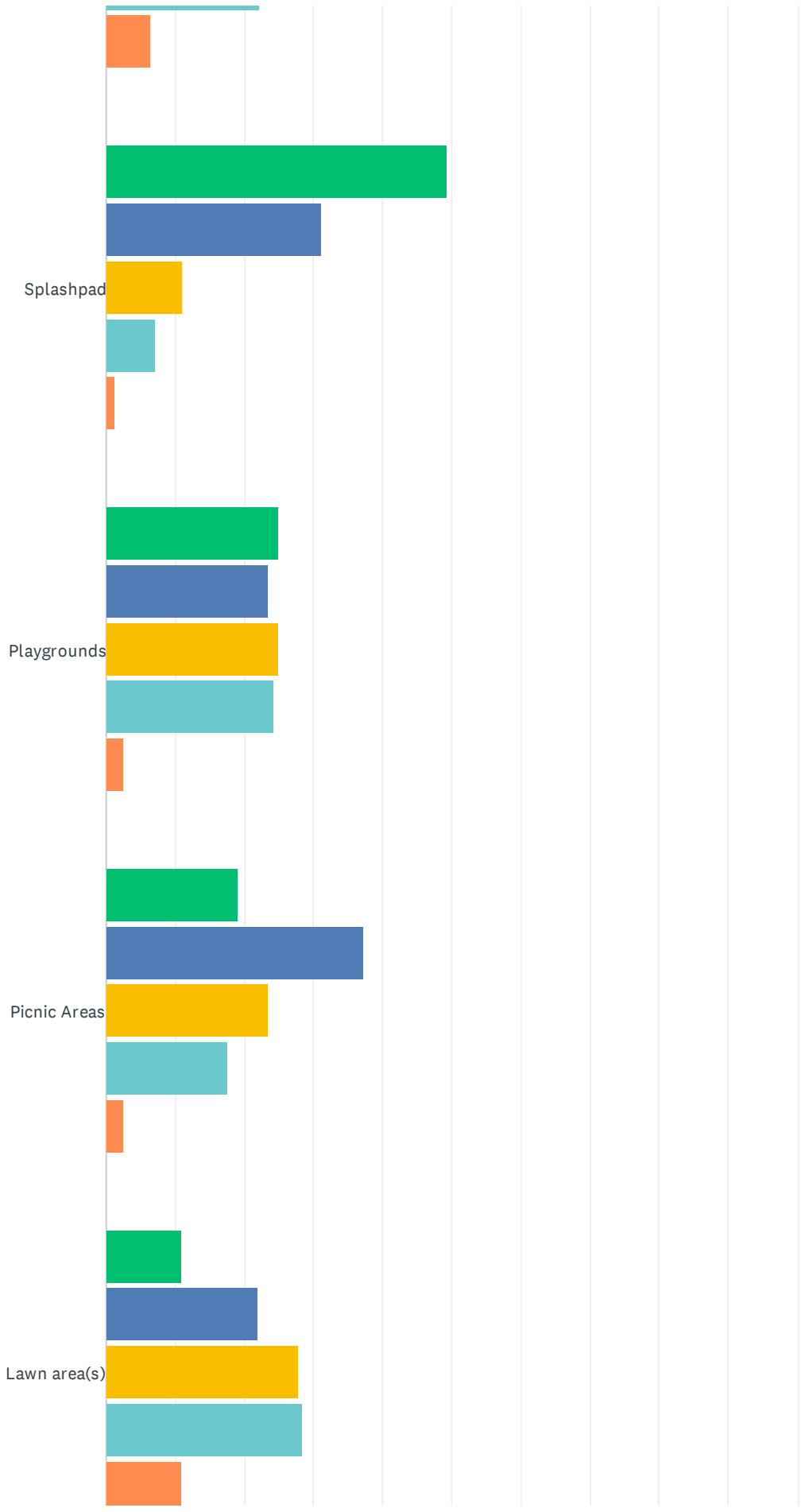
ANSWER CHOICES	RESPONSES	
Yes	42.14%	67
Only during the day	51.57%	82
No	5.66%	9
Other (please explain)	0.63%	1
TOTAL		159

Q7 What areas do you and/or your family use the most?

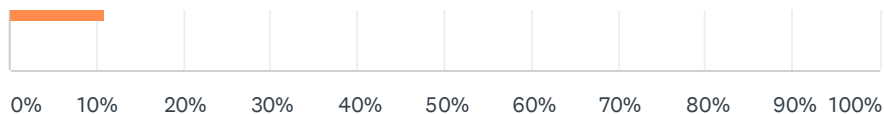
Answered: 160 Skipped: 15



Grant Rea Park Specific Plan Survey



Grant Rea Park Specific Plan Survey

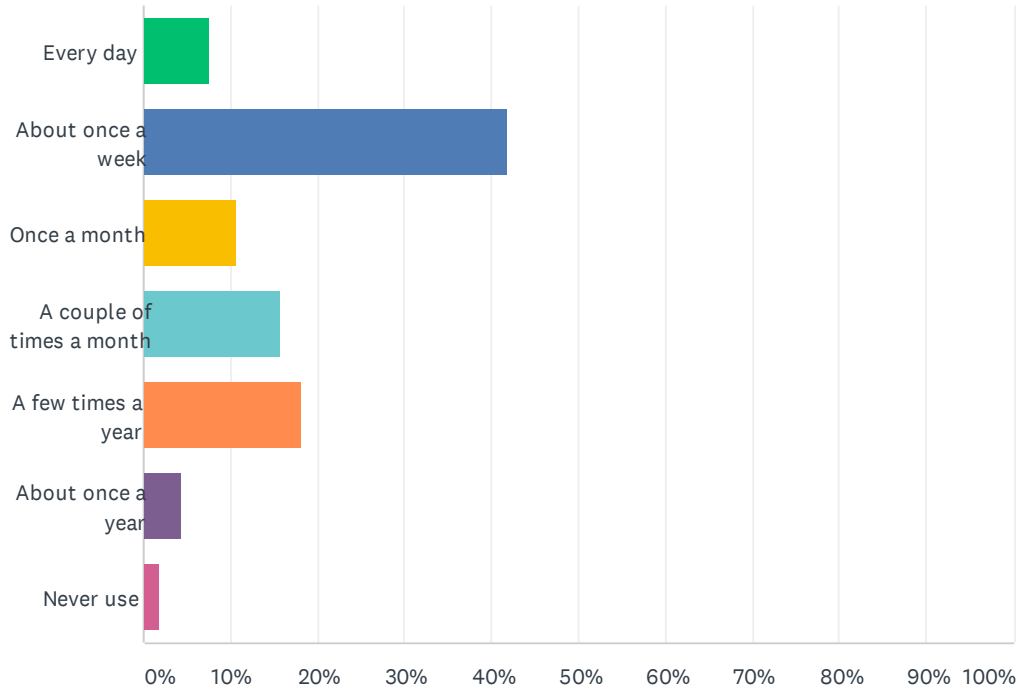


■ Never use
 ■ Use once a year
 ■ Use once a month
 ■ Use once a week
■ Use daily

	NEVER USE	USE ONCE A YEAR	USE ONCE A MONTH	USE ONCE A WEEK	USE DAILY	TOTAL	WEIGHTED AVERAGE
Baseball/softball fields	34.87% 53	19.08% 29	15.79% 24	22.37% 34	7.89% 12	152	2.49
Batting Cages	43.05% 65	25.83% 39	11.92% 18	18.54% 28	0.66% 1	151	2.08
Zoo	21.15% 33	51.28% 80	17.31% 27	8.97% 14	1.28% 2	156	2.18
Trails and trailhead	27.27% 42	16.23% 25	27.92% 43	22.08% 34	6.49% 10	154	2.64
Splashpad	49.35% 76	31.17% 48	11.04% 17	7.14% 11	1.30% 2	154	1.80
Playgrounds	24.84% 38	23.53% 36	24.84% 38	24.18% 37	2.61% 4	153	2.56
Picnic Areas	18.95% 29	37.25% 57	23.53% 36	17.65% 27	2.61% 4	153	2.48
Lawn area(s)	10.97% 17	21.94% 34	27.74% 43	28.39% 44	10.97% 17	155	3.06

Q8 How often do you use the park?

Answered: 160 Skipped: 15



ANSWER CHOICES	RESPONSES	
Every day	7.50%	12
About once a week	41.88%	67
Once a month	10.63%	17
A couple of times a month	15.63%	25
A few times a year	18.13%	29
About once a year	4.38%	7
Never use	1.88%	3
TOTAL		160

Q9 What issues have you encountered in using park facilities?

Answered: 147 Skipped: 28

#	RESPONSES	DATE
1	They don't look like they are cared for often, batting cages are pretty old, Zoo needs a face lift (I know it takes money so perhaps we could brainstorm on fundraisers), safety is an issue as are the homeless folks. Not sure how that is being addressed especially since the Rio Hondo river bank is right next to the park. The bike lane is great but it's also not safe.	2/16/2021 1:06 PM
2	I want the restroom to be more cleaner... thank you 😊	2/16/2021 10:42 AM
3	None	2/12/2021 9:57 PM
4	Litter and vagrants.	2/12/2021 6:31 PM
5	Closed bathrooms.	2/12/2021 4:12 PM
6	Homeless people, closed, old and dirty bathrooms.	2/12/2021 3:02 PM
7	The restrooms are not well maintained. Dirty and do not feel safe using the restroom	2/12/2021 1:04 PM
8	On some days, litter around the back ends (near the trail) is more prevalent.	2/12/2021 11:25 AM
9	Lacks curb appeal. Great park, great sports park but has a hard time being anything but a sports park. Great potential.	2/12/2021 11:18 AM
10	We need more camps for sports not all kids are good at sports or they don't have a dad to teach them. We miss firework show our city has no free community classes crafts baking like neighbors cities	2/12/2021 10:55 AM
11	Too many softball fields. Other sports like soccer would benefit. Bathrooms are outdated and dirty.	2/12/2021 10:49 AM
12	No issues	2/12/2021 10:47 AM
13	None recently	2/12/2021 10:45 AM
14	Restrooms are dirty	2/12/2021 10:21 AM
15	Trash	2/12/2021 10:16 AM
16	Restrooms	2/12/2021 10:15 AM
17	People smoking cigarettes, cigars, vaping, and marijuana in the park.	2/12/2021 9:59 AM
18	The playground area filled with trash	2/12/2021 9:06 AM
19	Right now during COVID, the biggest issue is that people tend to gravitate toward each other & it makes me uneasy. My son & I try to stay far away from others during our day trips, but people still seem to invade our space. The only other thing that concerns me is that there are usually a few wayward people hanging out watching. Weird.	2/11/2021 10:32 PM
20	bathroom don't feel safe, field are rundown	2/11/2021 10:31 PM
21	Homeless persons, trash	2/11/2021 9:15 PM
22	Dirty and needs yo be more picnic area tables. They are kind too close to each other as well	2/11/2021 7:58 PM
23	The park is an eye sore. It's dirty, the bathrooms are never clean. The grass is always dead. Outdated, parking lot old with pot holes. Bleachers are old and unsafe.	2/11/2021 7:52 PM
24	Restrooms dirty, outdated buildings, football and baseball field not maintenance, graffiti, wolves	2/11/2021 7:52 PM
25	Zoo not opened.	2/11/2021 6:24 PM
26	Lights at dusk	2/11/2021 5:50 PM
27	dirty all through, gangster around, people drinking alcohol,	2/11/2021 5:44 PM
28	no parking	2/11/2021 5:25 PM
29	Bathrooms dirty sketchy people	2/11/2021 5:11 PM
30	Restrooms are atrocious.	2/11/2021 4:49 PM

Grant Rea Park Specific Plan Survey

31	Bathroom's need more maintenance and upkeeping	2/11/2021 4:35 PM
32	Football	2/11/2021 4:30 PM
33	Needs more lighting and nicer trails and more soccer fields	2/11/2021 4:29 PM
34	None	2/11/2021 4:24 PM
35	None	2/11/2021 4:11 PM
36	None	2/11/2021 3:59 PM
37	Poor bathroom maintenance	2/11/2021 3:59 PM
38	The dirtiness of the restrooms.	2/11/2021 3:57 PM
39	Parking	2/11/2021 3:51 PM
40	homeless	2/11/2021 3:40 PM
41	Poor restrooms. Grass with uneven ground makes it hard to walk on. Need walking path	2/11/2021 3:37 PM
42	the restrooms are not nice -- please update them	2/11/2021 3:37 PM
43	Homeless, outdated amenities	2/11/2021 1:15 PM
44	Dirty restrooms	2/3/2021 4:22 PM
45	Restrooms are closed or in disrepair. Water facets are not maintained. Neglect for facilities, such as graffiti.	2/3/2021 7:52 AM
46	None really at this time with Cov19 ☹️	2/2/2021 8:10 PM
47	Lighting and lack of community facilities	2/2/2021 1:35 PM
48	Outdated and dirty bathrooms. Dark areas at night that are unsafe. Excessive number of baseball fields when those areas can be used for other activities (multi-purpose fields, i.e. soccer, football, etc.). Many people take their dogs there but no dedicated fences area for them (i.e. dog park).	2/2/2021 1:08 PM
49	Water park needs clear instructions of operation and times. Cracked sidewalk when using roller skates. Muddy holes. More seating areas	2/2/2021 11:36 AM
50	The noise problem around us is the voice of people with no quality all over the world,	2/1/2021 12:06 PM
51	I've met it before, but the park has solved it	2/1/2021 12:06 PM
52	The fields are not well kept and the bathrooms are not well kept either and very outdated.	2/1/2021 11:40 AM
53	none	2/1/2021 10:20 AM
54	After the rain two days ago, if you go again today, some equipment is still wet.	2/1/2021 8:58 AM
55	Sometimes there will be some crazy people around me, their actions make my children confused, and sometimes I can't answer them.	2/1/2021 8:58 AM
56	Some park facilities are old and need to be upgraded, and some need to be protected, because there are children	2/1/2021 6:36 AM
57	none	1/31/2021 7:37 PM
58	Homeless people, dogs not on leashes	1/31/2021 9:26 AM
59	Cleaner bathrooms would be nice.	1/30/2021 10:09 PM
60	Bathrooms are dirty always, the amenities are not kept up, and seems like no one cares about the park but those that are there daily. If you do make changes, make sure to keep up with them. This park and these kids deserve it	1/30/2021 8:01 PM
61	Restrooms not clean	1/30/2021 3:51 PM
62	Dirty restrooms. Insufficient lighting when the baseball or football season aren't in session. Coyotes. Broken cement.	1/30/2021 8:53 AM

Grant Rea Park Specific Plan Survey

63	None	1/30/2021 7:55 AM
64	Dirty Restrooms	1/30/2021 7:03 AM
65	Homeless. Transients	1/30/2021 6:22 AM
66	The monkey robbed the banana	1/30/2021 5:36 AM
67	You don't get more sunlight	1/30/2021 12:52 AM
68	Make your lawn as large as possible and embrace the sun	1/30/2021 12:46 AM
69	They are all good and satisfactory	1/30/2021 12:39 AM
70	Can the baseball field be closer to where the children play	1/30/2021 12:30 AM
71	The atmosphere of the park's home facilities is less	1/30/2021 12:22 AM
72	There is no	1/30/2021 12:20 AM
73	The indoor activity area is relatively small	1/30/2021 12:14 AM
74	It's dark in some places at night	1/30/2021 12:04 AM
75	The road signs are hard to find	1/29/2021 11:54 PM
76	The facilities of the course are failing.	1/29/2021 11:46 PM
77	All aspects of the facilities are relatively old	1/29/2021 11:38 PM
78	homeless ppl, dirty restroom, picnic area destroyed, graffiti, only baseball fields.	1/29/2021 10:18 PM
79	There is no	1/29/2021 8:39 PM
80	Homeless.	1/29/2021 7:46 PM
81	Restrooms are dark and dirty. Need more lighting in Restrooms. Baseball fields could be modernized dugout on the pony field could be redone.	1/29/2021 7:45 PM
82	Dirty bathrooms	1/29/2021 6:29 PM
83	Lightning, not enough seating, not enough parking, dirty bathrooms	1/29/2021 5:50 PM
84	Not enough field access for girls softball.	1/29/2021 5:33 PM
85	Homeless population	1/29/2021 5:20 PM
86	Trash	1/29/2021 4:51 PM
87	Lots of homeless people in the park at all hours	1/29/2021 4:12 PM
88	Homeless living there and living in the restrooms. Exposing themselves to children. Having RV's living there. I no longer go for those reasons. Just not safe even during the day.	1/29/2021 4:06 PM
89	None	1/29/2021 2:43 PM
90	Restrooms	1/29/2021 2:35 PM
91	Well defined running path that is cushioned	1/29/2021 1:13 PM
92	Druggys from the riverbed	1/29/2021 9:18 AM
93	The bathrooms are not well-maintained. They are disgusting.	1/29/2021 7:12 AM
94	Restrooms	1/29/2021 12:17 AM
95	Parking	1/28/2021 11:52 PM
96	N/A	1/28/2021 11:04 PM
97	Restrooms are awful. Always dirty. Lots of animal poop everywhere. The park just looks dirty/filthy.	1/28/2021 10:32 PM
98	The bathrooms are not good, the batting cages and baseball fields need updating	1/28/2021 8:34 PM
99	Unaanitized/maintained restrooms at grand rea park	1/28/2021 7:09 PM

Grant Rea Park Specific Plan Survey

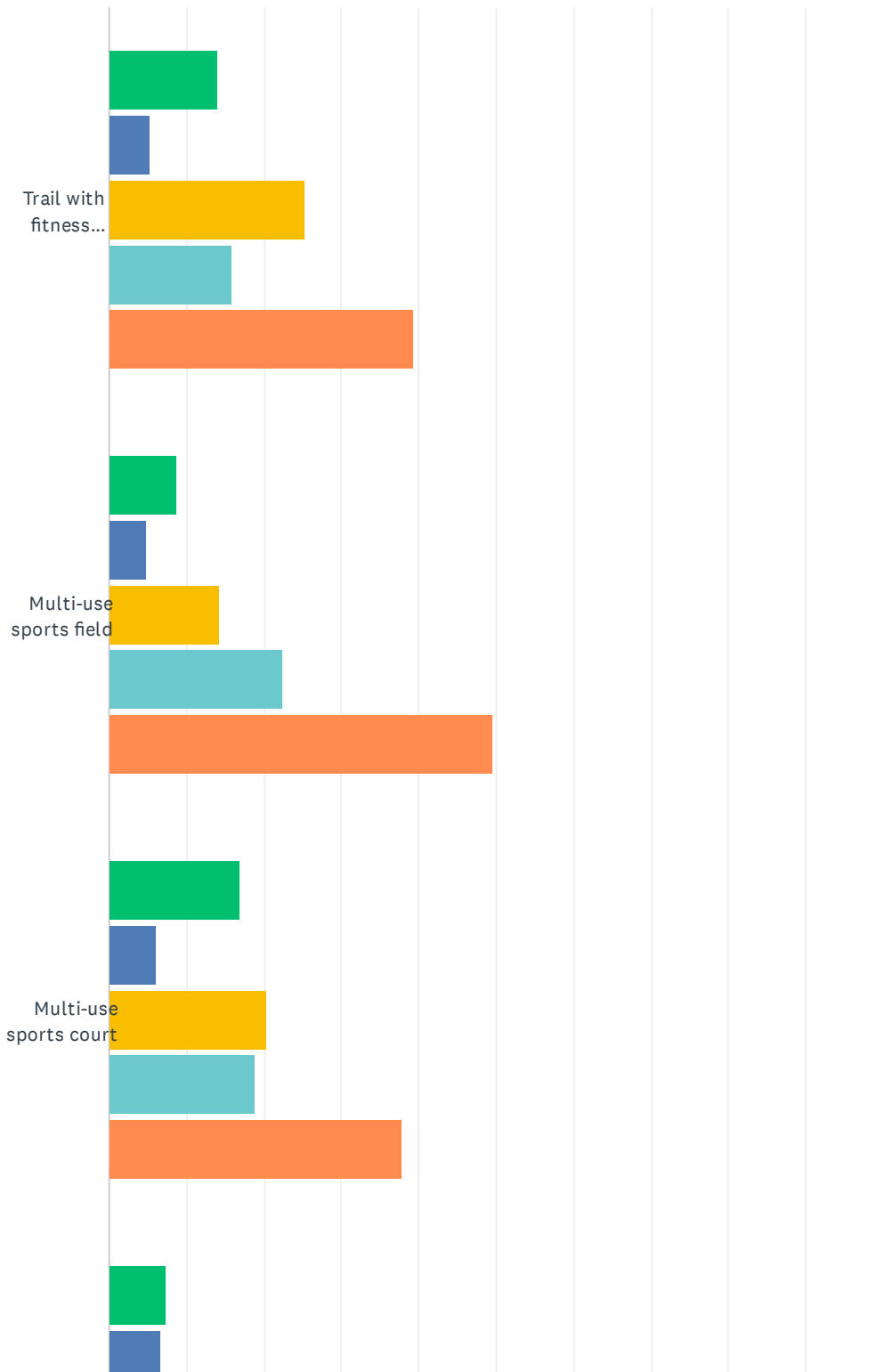
100	The baseball fields and bleachers need some updating.	1/28/2021 6:56 PM
101	No clean, graffiti, not enough facilities,	1/28/2021 6:52 PM
102	Unclean bathrooms	1/28/2021 3:46 PM
103	None	1/28/2021 3:18 PM
104	The only issue was the restroom right by the playground. They were always filthy.	1/28/2021 12:28 PM
105	Restrooms not open or water fountains not on. Trash left by people using the park Safety issues with homeless or men gathering at grant Rea Park	1/28/2021 11:58 AM
106	Mist good, restroom maintenance could be better	1/28/2021 11:51 AM
107	0	1/28/2021 11:44 AM
108	The parking lot is really unpaved and lots of loose gravel	1/28/2021 11:19 AM
109	Playground equipment is not well maintained. Restrooms are disgusting. To dark and not enough lighting in late afternoon or susnset.	1/28/2021 10:50 AM
110	The bathrooms need to be updated and cleaned more often	1/28/2021 10:05 AM
111	Playgrounds are awful.	1/28/2021 9:46 AM
112	Sus people hanging around once it gets closer to the evening.	1/28/2021 9:10 AM
113	Nothing outrageous	1/28/2021 8:50 AM
114	Potrero Park at night has suspicious individuals	1/28/2021 8:40 AM
115	Poor lighting, unsanitary, height of stalls are too small. The snack bars are usually closed.	1/28/2021 8:14 AM
116	it seems dirty and ran down. I could use a refresher. as well as more patrols because people are doing drugs on the benches towards the back. The trail doesn't feel as safe as they should.	1/28/2021 8:14 AM
117	None	1/28/2021 8:10 AM
118	Dirty restrooms	1/28/2021 7:26 AM
119	Cleanliness and quality of equipment is an issue at times, especially at Ashiya Park.	1/27/2021 9:30 PM
120	None at all.	1/27/2021 10:16 AM
121	Cleanliness	1/27/2021 10:13 AM
122	Restroom not clean. Not enough playground equipment & picnic benches & tables in shaded areas for picnicking.	1/27/2021 9:09 AM
123	None	1/27/2021 4:58 AM
124	It needs a tennis court. The water playground is way high. The picnic area is dirty.	1/27/2021 1:08 AM
125	The restrooms are super gross. They need to be updated like smith parks.	1/26/2021 11:57 PM
126	Very little parking available.	1/26/2021 10:24 PM
127	The lock down. But no toilet paper in the bathrooms.	1/26/2021 10:00 PM
128	Nothing to mention	1/26/2021 6:25 PM
129	Restrooms are too far from the baseball fields that are located near the batting cages	1/26/2021 4:52 PM
130	Lighting in the lawn areas is scarce and the walkways have a lot of cracks/lifts.	1/26/2021 3:45 PM
131	The Rivas brothers ran a horrible football program. Poor maintenance and quality of the pavement and overall facilities.	1/26/2021 3:32 PM
132	Coyote problems since it is right next to River bed,also restrooms can be a bit more maintained.	1/26/2021 2:37 PM
133	Public drinking during the day. Open containers.	1/26/2021 2:01 PM

Grant Rea Park Specific Plan Survey

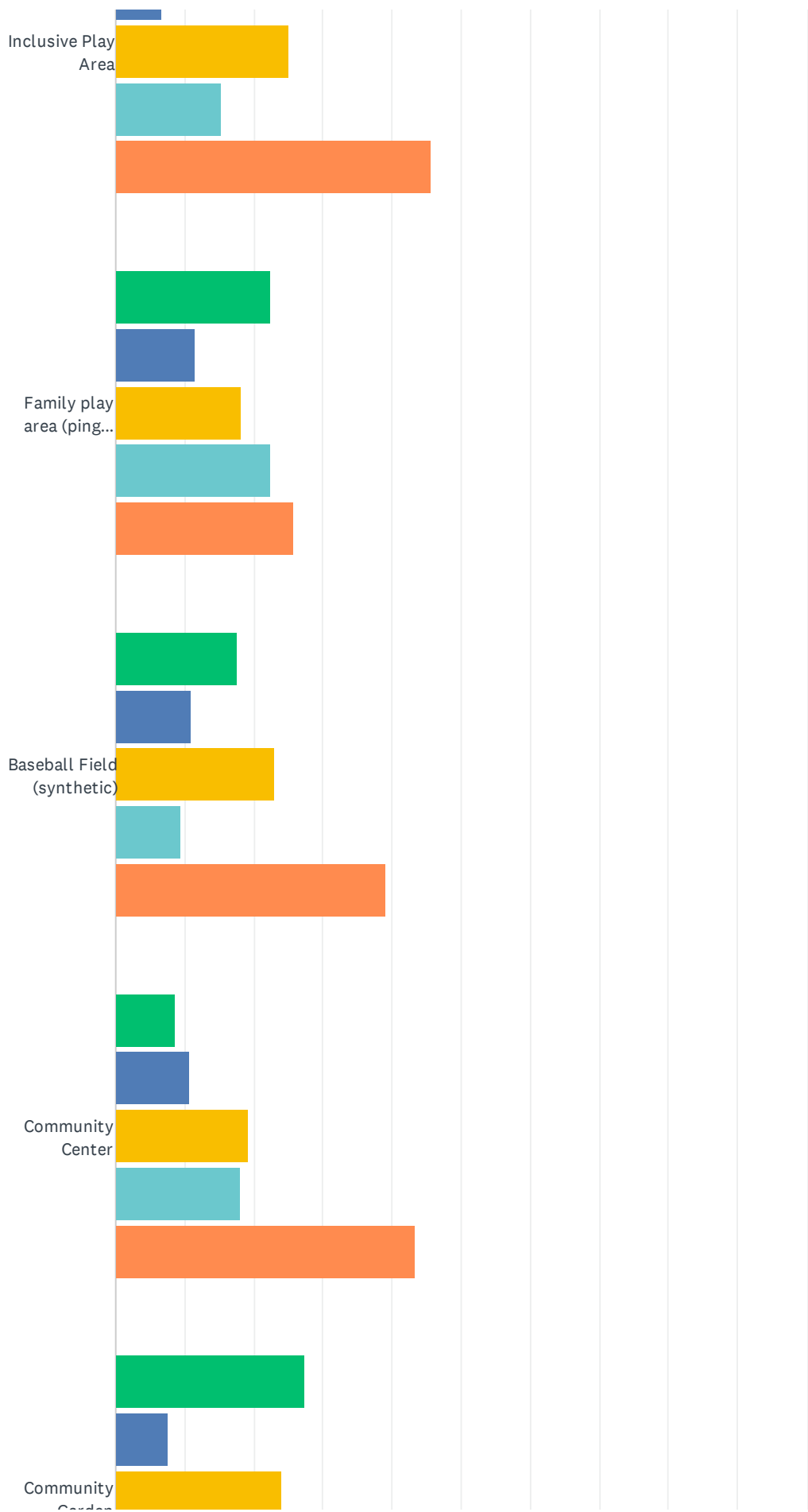
134	To many transits around. Not safe for the kids. Facities are quit dirty the last few visits. No lighting.	1/26/2021 1:13 PM
135	The bathroom	1/26/2021 12:58 PM
136	Just due to covid, we don't feel safe.	1/26/2021 12:50 PM
137	Dirty Restrooms and no water fountains	1/26/2021 12:42 PM
138	Very outdated.	1/26/2021 11:55 AM
139	Restrooms not working properly	1/26/2021 11:46 AM
140	Homeless and junkies	1/26/2021 11:42 AM
141	Dirty bathrooms and no lights for the baseball field in the hole nor bleachers	1/26/2021 11:24 AM
142	Broken restrooms dirty restrooms in stocked restrooms kids smoking weed by the playground	1/26/2021 11:24 AM
143	There are many transients, barnyard zoo needs updating, not enough security	1/26/2021 11:03 AM
144	Doesn't have a soccer field or nice trails to walk	1/26/2021 10:49 AM
145	Bathrooms are another in the best shape	1/26/2021 10:43 AM
146	The restrooms are rarely clean or have soap	1/26/2021 10:27 AM
147	No issues so far	1/26/2021 10:24 AM

Q10 Specific Park Amenities Please tell us your priority for including the following potential park amenities in the site plan from lowest to highest. (Note, please try to select an amenity in each column and limit response to 3 checks per priority).

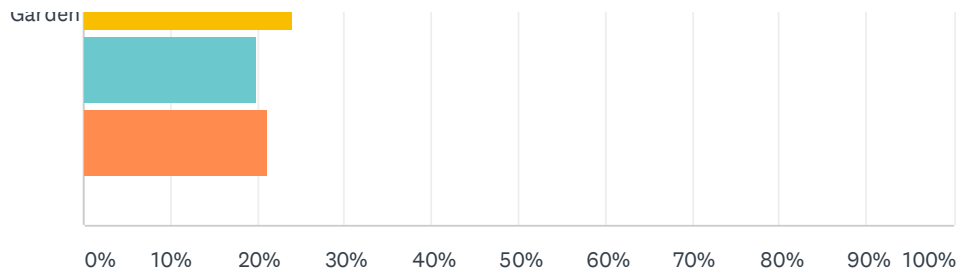
Answered: 153 Skipped: 22



Grant Rea Park Specific Plan Survey



Grant Rea Park Specific Plan Survey

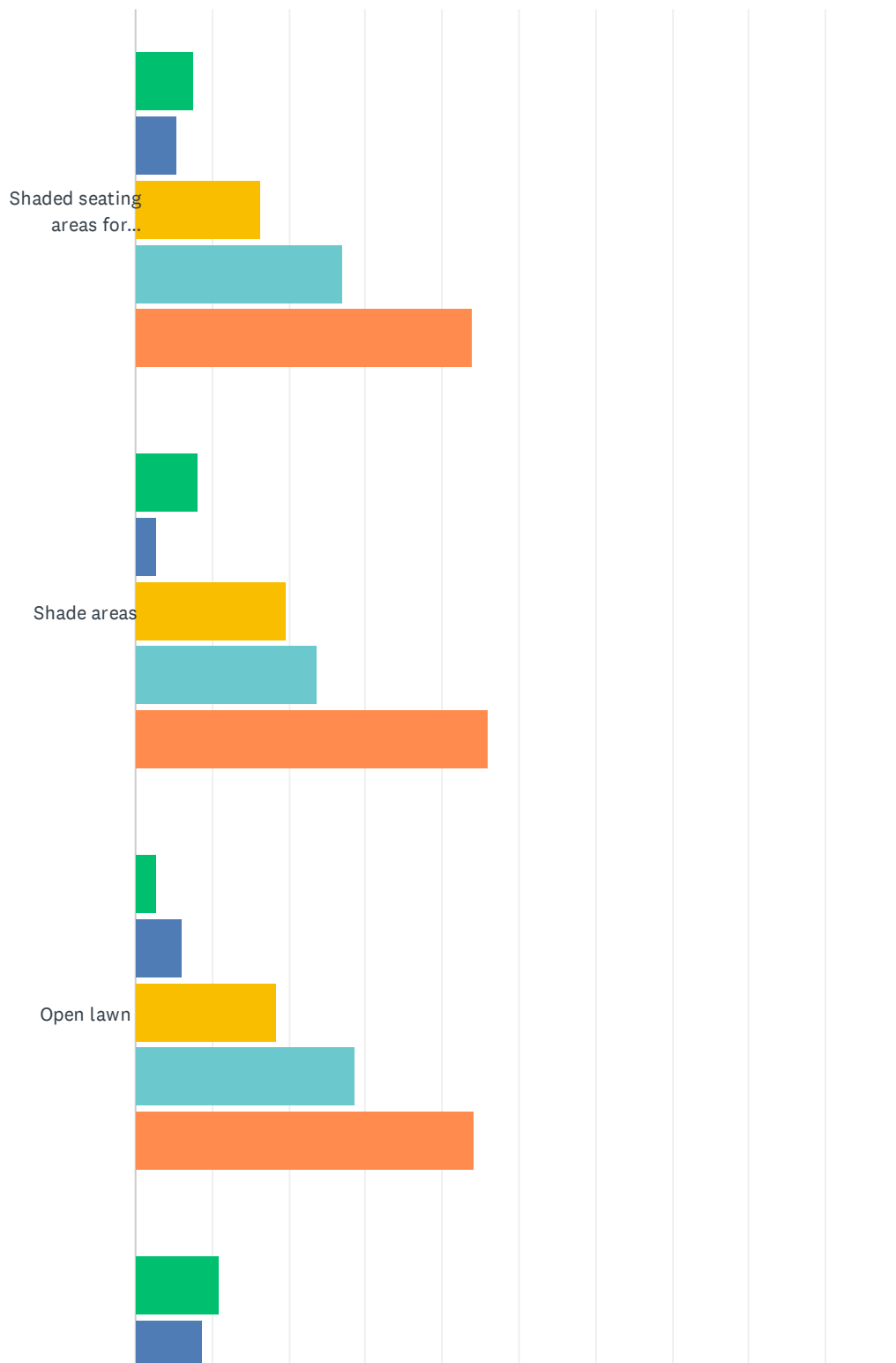


■ Lowest Priority
 ■ -
 ■ -
 ■ -
 ■ Highest Priority

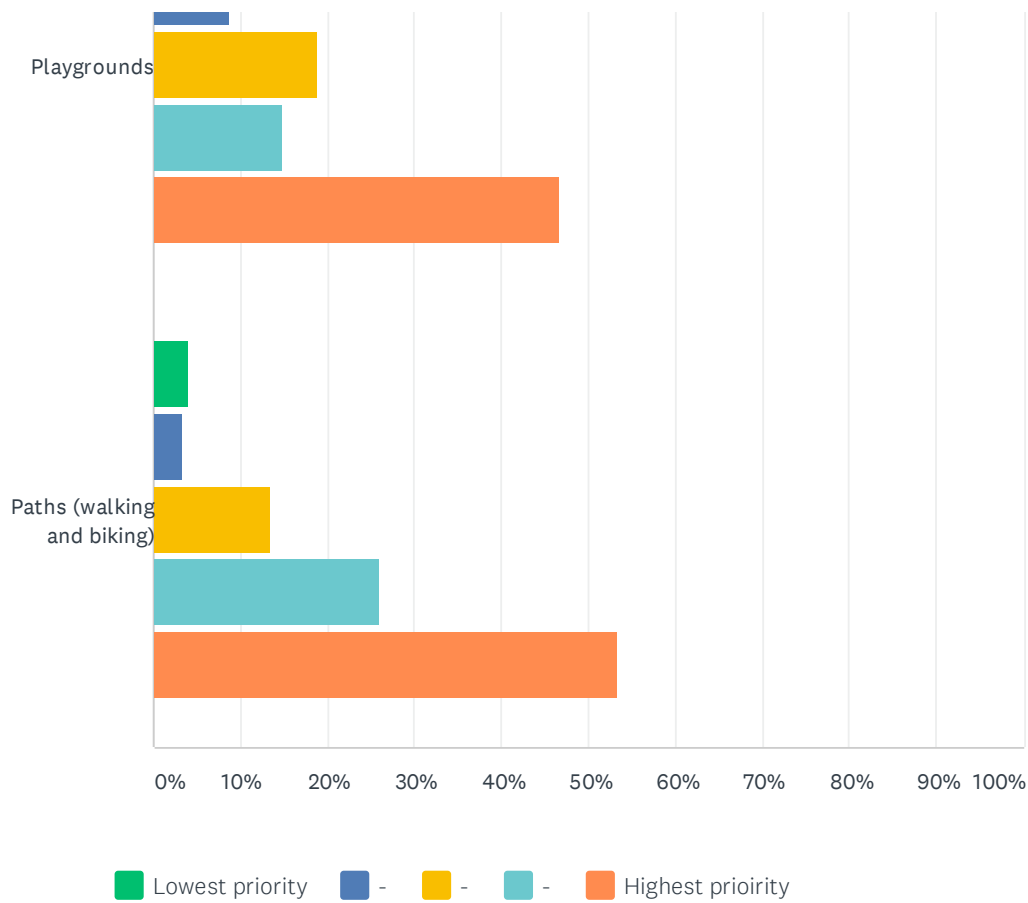
	LOWEST PRIORITY	-	-	-	HIGHEST PRIORITY	TOTAL	WEIGHTED AVERAGE
 Trail with fitness equipment	14.00% 21	5.33% 8	25.33% 38	16.00% 24	39.33% 59	150	3.61
 Multi-use sports field	8.84% 13	4.76% 7	14.29% 21	22.45% 33	49.66% 73	147	3.99
 Multi-use sports court	16.89% 25	6.08% 9	20.27% 30	18.92% 28	37.84% 56	148	3.55
 Inclusive Play Area	7.28% 11	6.62% 10	25.17% 38	15.23% 23	45.70% 69	151	3.85
 Family play area (ping pong, corn hole, etc.)	22.30% 33	11.49% 17	18.24% 27	22.30% 33	25.68% 38	148	3.18
 Baseball Field (synthetic)	17.57% 26	10.81% 16	22.97% 34	9.46% 14	39.19% 58	148	3.42
 Community Center	8.67% 13	10.67% 16	19.33% 29	18.00% 27	43.33% 65	150	3.77
 Community Garden	27.40% 40	7.53% 11	23.97% 35	19.86% 29	21.23% 31	146	3.00





Q11 New Park Amenities: Please tell us your priority for updating the following general park amenities in the site plan from lowest to highest. (Note, please try to select an amenity in each column and limit response to 3 checks per priority).

Answered: 151 Skipped: 24



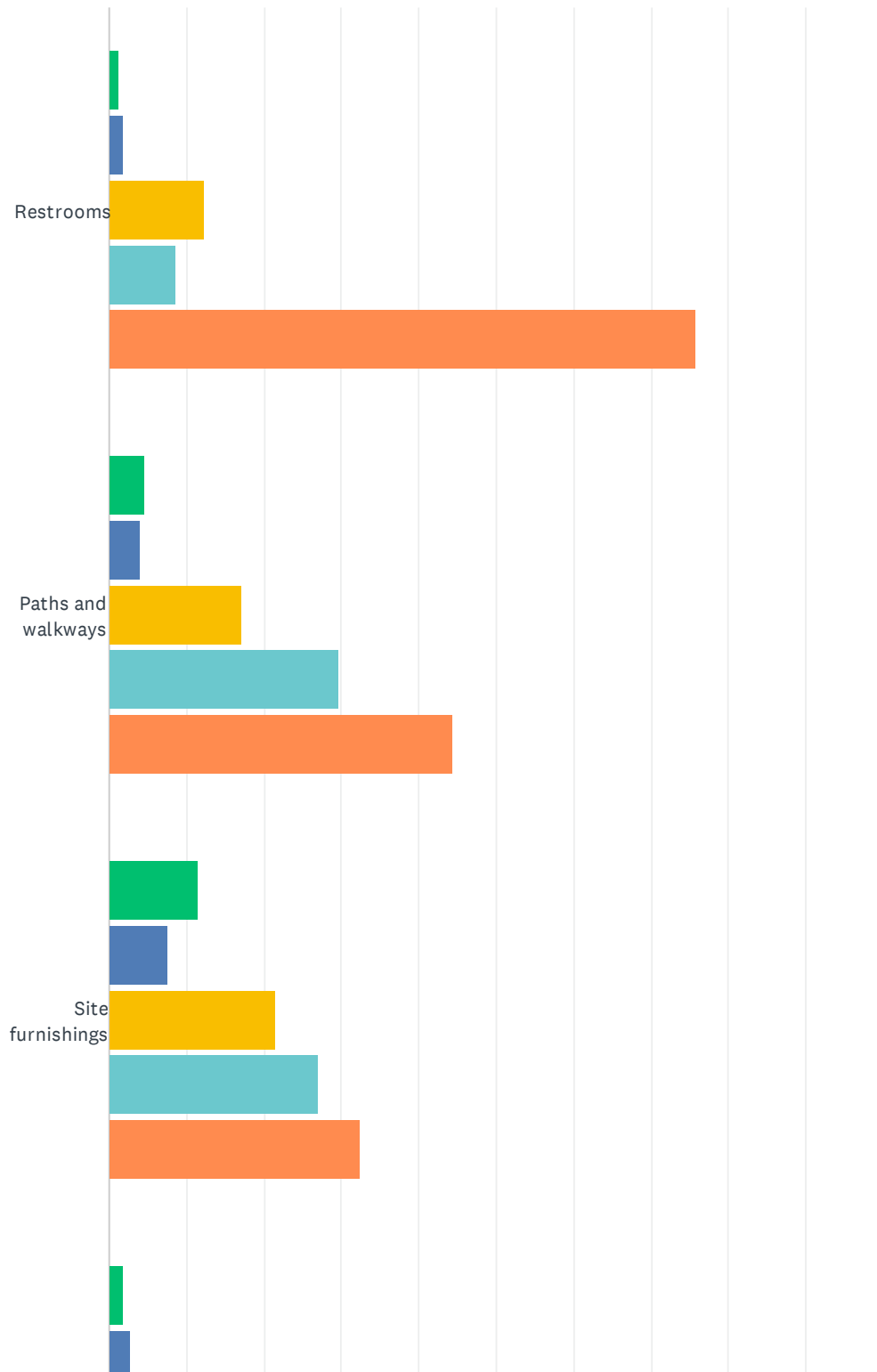
Grant Rea Park Specific Plan Survey



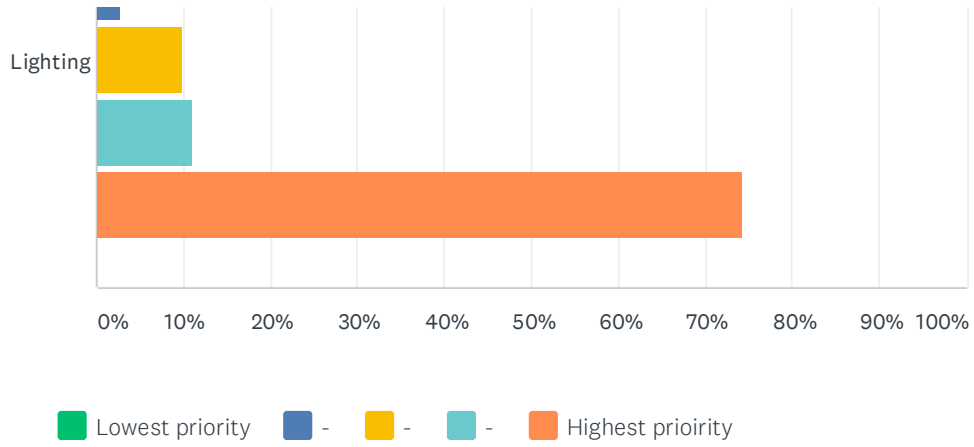
	LOWEST PRIORITY	-	-	-	HIGHEST PRIORITY	TOTAL	WEIGHTED AVERAGE
 Shaded seating areas for social gatherings	7.43% 11	5.41% 8	16.22% 24	27.03% 40	43.92% 65	148	3.95
 Shade areas	8.11% 12	2.70% 4	19.59% 29	23.65% 35	45.95% 68	148	3.97
 Open lawn	2.72% 4	6.12% 9	18.37% 27	28.57% 42	44.22% 65	147	4.05
 Playgrounds	10.81% 16	8.78% 13	18.92% 28	14.86% 22	46.62% 69	148	3.78
 Paths (walking and biking)	4.00% 6	3.33% 5	13.33% 20	26.00% 39	53.33% 80	150	4.21





Q12 Improved Park Amenities: Please tell us your priority for updating the following general park amenities in the site plan from lowest to highest. (Note, please try to select an amenity in each column and limit response to 3 checks per priority).

Answered: 153 Skipped: 22



Grant Rea Park Specific Plan Survey



	LOWEST PRIORITY	-	-	-	HIGHEST PRIORITY	TOTAL	WEIGHTED AVERAGE
 Restrooms	1.31% 2	1.96% 3	12.42% 19	8.50% 13	75.82% 116	153	4.56
 Paths and walkways	4.64% 7	3.97% 6	17.22% 26	29.80% 45	44.37% 67	151	4.05
 Site furnishings	11.49% 17	7.43% 11	21.62% 32	27.03% 40	32.43% 48	148	3.61
 Lighting	1.97% 3	2.63% 4	9.87% 15	11.18% 17	74.34% 113	152	4.53

Q13 Do you have any thoughts or feedback on the site plans shown above? Your computer may be able to zoom in on this plan at Option 1: <https://i.imgur.com/ezfKB0m.jpg> Option 2: <https://i.imgur.com/OwgGJwy.jpg>

Answered: 84 Skipped: 91

#	RESPONSES	DATE
1	Just by reviewing it, seems like option 2 addresses more of what I think the community needs and what I'd like to see, especially like that you include a Dog park!	2/16/2021 1:10 PM
2	I would love the 2 option... it's a great plan to do something for the community... thank you so much in advance ♥	2/16/2021 10:47 AM
3	1	2/12/2021 10:01 PM
4	Option 2 is preferable. I don't like that we'd have to lose a baseball field, but I think the things we do get outweigh what we lose.	2/12/2021 4:18 PM
5	Need more softball fields	2/12/2021 3:05 PM
6	Personally love the layout of Option 2! I'd be interested in seeing if more pathways could be included. Or more disability accessible areas.	2/12/2021 11:28 AM
7	All our parks are in great need every city around us has better everything we don't. South central has better activities	2/12/2021 10:58 AM
8	Dog park is essential for a community. Same with multi purpose fields.	2/12/2021 10:53 AM
9	Improvements are needed	2/12/2021 10:48 AM
10	Both look like amazing plans, however, my family and I prefer option 2. After reviewing both plans thoroughly, I do not feel that the community garden will benefit the community. Who will maintain the garden and allow it to remain looking fruitful? I feel that community members will continue to pick from the garden leaving it bare, wilted and deserted. I have seen this happen often with the gardens at local school sites within the Montebello Unified School District. Many funds were spent on these gardens (from maintenance, purchases of soil, fruits, vegetables, etc.) and eventually failed, resulting in neglected-empty crates. Instead of having a community garden, please consider a basket ball court for the younger "adolescent" children and a separate court for the adults. Thank you.	2/12/2021 10:26 AM
11	Option 2 looks really good! I like the addition of the dog park. Great idea! However, I think you should add a walking path. We all need to get a little more exercise & I would really like to walk locally rather than going to another park with clearly marked paths. Other than that, it really looks great & I can't wait to see the upgrades.	2/12/2021 8:35 AM
12	ok	2/11/2021 10:36 PM
13	I would like the animal farm to remain.	2/11/2021 9:19 PM
14	1	2/11/2021 8:07 PM
15	Prefer option 1	2/11/2021 5:56 PM
16	Option 1 looks best	2/11/2021 4:34 PM
17	No	2/11/2021 4:27 PM
18	No	2/11/2021 4:12 PM
19	Would love dog park!	2/11/2021 4:01 PM
20	I prefer option 1	2/11/2021 4:01 PM
21	I love option 2	2/11/2021 1:17 PM
22	What about the upper area? The girls pony tail field. Is that not going to be upgraded? Also I dont see paved walking trails.	2/3/2021 4:30 PM

Grant Rea Park Specific Plan Survey

23	I would hope that park maintenance is factored into the plan. More baseball fields needed to accommodate the youth sports from parks and rec.	2/3/2021 8:00 AM
24	Congrats on really addressing all needs of our community in Option 2. It looks amazing. I can see it as a signature of our community. Perhaps my only feedback would be to ensure the multi-purpose field to include both the full-size soccer field and the the	2/2/2021 1:27 PM
25	Love option 2. A dog Park in Montebello would be amazing and I like the layout of the fields and playgrounds. Would a walking trail around the park be able to be added?	2/2/2021 11:43 AM
26	To tell you the truth, there is little difference between the two pictures, but if you follow the second picture, it will be more detailed.	2/1/2021 12:11 PM
27	The design of the second picture may be clearer, which can show the serious attitude. The first picture is like the weather of haze or sandstorm, which is a bit terrible.	2/1/2021 12:11 PM
28	I prefer option 2 dog park !!!	2/1/2021 10:22 AM
29	I think the idea of option one is more exciting, which will make the activity space more comfortable	2/1/2021 9:05 AM
30	I prefer the second one	2/1/2021 6:47 AM
31	No	1/31/2021 7:42 PM
32	This park needs basketball court(s) and I truly hope the plan to add new/multi-use sport courts will include that. Plan one includes several soccer fields, which I like but some of them are shared with baseball fields. This park is overran by baseball year round and I doubt they will share the field with soccer. This is going to be a problem. What about a skate park? This can go in place of the batting cages and zoo.	1/31/2021 9:53 AM
33	This park is the place our kids play baseball. You are taking baseball fields from our kids. You will be hurting our kids with less fields for them. You can do a dog park and soccer field somewhere else maybe mi te Elo park or Acuna park. You are taking away the open space. Park will look too crowded and we need more parking. What is a solution for parking it's already bad with k Ku having baseball now that you want to add more to the park we will need a parking structure or something. Let's really look into what our children need	1/31/2021 12:41 AM
34	Looks great	1/30/2021 10:11 PM
35	So basically the plan is to make it a soccer field ?	1/30/2021 8:05 PM
36	Option 2 is preferred	1/30/2021 3:55 PM
37	For either option, baseball/softball need fencing for the outfield. Some form of fencing is required, semi permanent definitely required.	1/30/2021 9:05 AM
38	Volleyball court with sand as court surface	1/30/2021 8:04 AM
39	No	1/30/2021 7:05 AM
40	How many baskets are there on the basketball court	1/30/2021 5:39 AM
41	Try to get as wide a view as possible	1/30/2021 12:56 AM
42	Try to rearrange the green lawn as much as possible	1/30/2021 12:50 AM
43	The second place not to play with the children will be more	1/30/2021 12:43 AM
44	Good. Good.	1/30/2021 12:37 AM
45	I wish I could consider building more walking paths	1/30/2021 12:25 AM
46	The second picture is not much and there are places for family meetings	1/30/2021 12:18 AM
47	The second one is nice and has a gym	1/30/2021 12:11 AM
48	Activity rooms are a must	1/30/2021 12:01 AM
49	The course facilities can be updated	1/29/2021 11:49 PM
50	The facilities should be updated	1/29/2021 11:42 PM

Grant Rea Park Specific Plan Survey

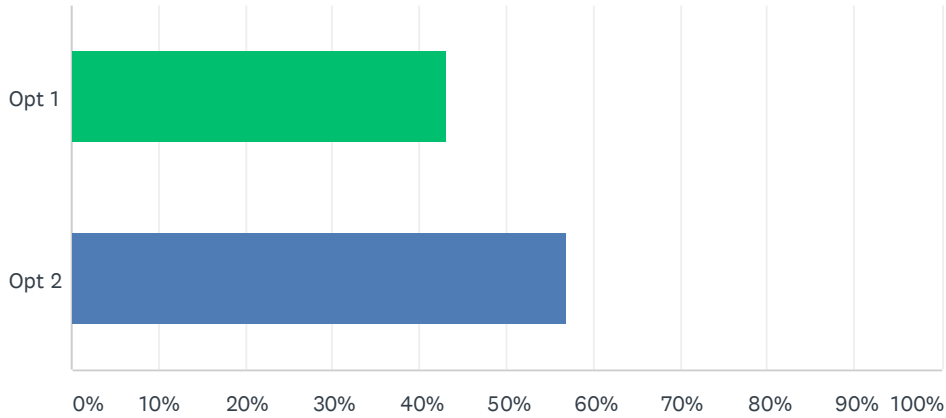
51	LOVE NUMBER 1	1/29/2021 10:19 PM
52	No, very good.	1/29/2021 8:43 PM
53	NA	1/29/2021 7:54 PM
54	I feel option two is more inclusive for the community	1/29/2021 5:55 PM
55	Option- how many fields will be exclusively used for girls softball. ?	1/29/2021 5:37 PM
56	Option 1	1/29/2021 5:23 PM
57	Both plans missing walking trails with lots of trees and plants. Montebello lacks a serene and safe trail/walking paths that provide a feel of quiet outdoor away from traffic and noise.	1/29/2021 4:57 PM
58	1	1/29/2021 2:45 PM
59	Option 2 is preferred between the two	1/29/2021 2:28 PM
60	A cushioned running path is important to me more than it's attenede use, but it also makes people explore all ends of the park which is also good for safety. Almansor Park in Alhambra is an excellent park as a reference.	1/29/2021 1:18 PM
61	Option seems nice.	1/28/2021 11:08 PM
62	No dog park. People are very irresponsible. The less benches and seats there are the better. We have too many homeless people and people just wanting to hang out using the benches and picnic areas. People can't even enjoy these areas because people camp/squat in these locations.	1/28/2021 10:40 PM
63	I prefer option 2- a dog park would be great! In addition, I think a skate park for teens would be awesome!	1/28/2021 8:37 PM
64	None	1/28/2021 7:12 PM
65	I would love it to be able to have baseball facilities to use year round instead of sharing with football who are not good at sharing.	1/28/2021 6:57 PM
66	We need more baseball fields. We need atleast 6 fields. Our youth is playing baseball in pico rivera due to lack of baseball fields.	1/28/2021 11:54 AM
67	I'd like to see more baseball fields instead of soccer fields. Baseball has been a part of this park and city for over 40 years. It would be nice to see more of these fields. You can host several entry fee tournaments to increase revenue and bring people to montebello. The baseball facilities are terrible nowadays and not maintained properly and most parents are now taking their kids to other parks out of the city. What happens to the upper softball field? Neither option show anything being done	1/28/2021 11:09 AM
68	The kids want a better playground and splash pad. The splash pad needs so much. I hate driving to other parks outside my city for better playgrounds and splash pads	1/28/2021 9:50 AM
69	Whatever allows the most for all age groups	1/28/2021 8:54 AM
70	Option two would be great because we need a place that montebello can hang out at that doesn't fully revolve around sports. trails, dog parks, skate park. a field or two is fine but not the entire park. where are we supposed to go?	1/28/2021 8:19 AM
71	Option 2 is taking away a diamond. We're already short on fields. I wouldn't recommend that. Why can't the Indians play at one of the local high schools?	1/27/2021 10:22 AM
72	The options that were shown are very good to improve to have better parks.	1/27/2021 10:20 AM
73	Would love option one	1/27/2021 5:01 AM
74	Option 2 is better	1/27/2021 1:14 AM
75	I prefer Option 2	1/26/2021 10:28 PM
76	Don't think the multi court field is necessary. The park has a great baseball program why change that? There are other city parks that can handle the multi court field.	1/26/2021 10:13 PM
77	I would like to have bleachers available for the big soccer field	1/26/2021 6:32 PM

Grant Rea Park Specific Plan Survey

78	I like option 2, but think another field would be useful to include.	1/26/2021 3:50 PM
79	No additional feedback.	1/26/2021 3:38 PM
80	Option 1 has better access for pedestrian walk and handicap access to the fields. Plus it is more organized where not anyone can crowd the field or prestarían walk through it. Option 2 will make it more difficult for someone who is disabled to get around the park just to get to the other side.	1/26/2021 2:45 PM
81	The Zoo needs to be a big part of the park. Its part of Montebello.	1/26/2021 1:16 PM
82	plan 2 is my preference.	1/26/2021 11:58 AM
83	Like to see some stadium lights, and perhaps some bleachers to view the competitions, however stadium light more of a priority. Would like to have the option of turf grass for the soccer field	1/26/2021 11:03 AM
84	None	1/26/2021 10:25 AM

Q14 Out of the two optional vignettes, which do you prefer?

Answered: 137 Skipped: 38



ANSWER CHOICES	RESPONSES
Opt 1	43.07% 59
Opt 2	56.93% 78
TOTAL	137

Q15 Thank you for taking the time to fill out the survey. To find out more about the overall project, please visit the project website at: <https://arcg.is/0yeqOa> Please fill in your email to be entered into the raffle for a \$50 Amazon gift card:

Answered: 117 Skipped: 58

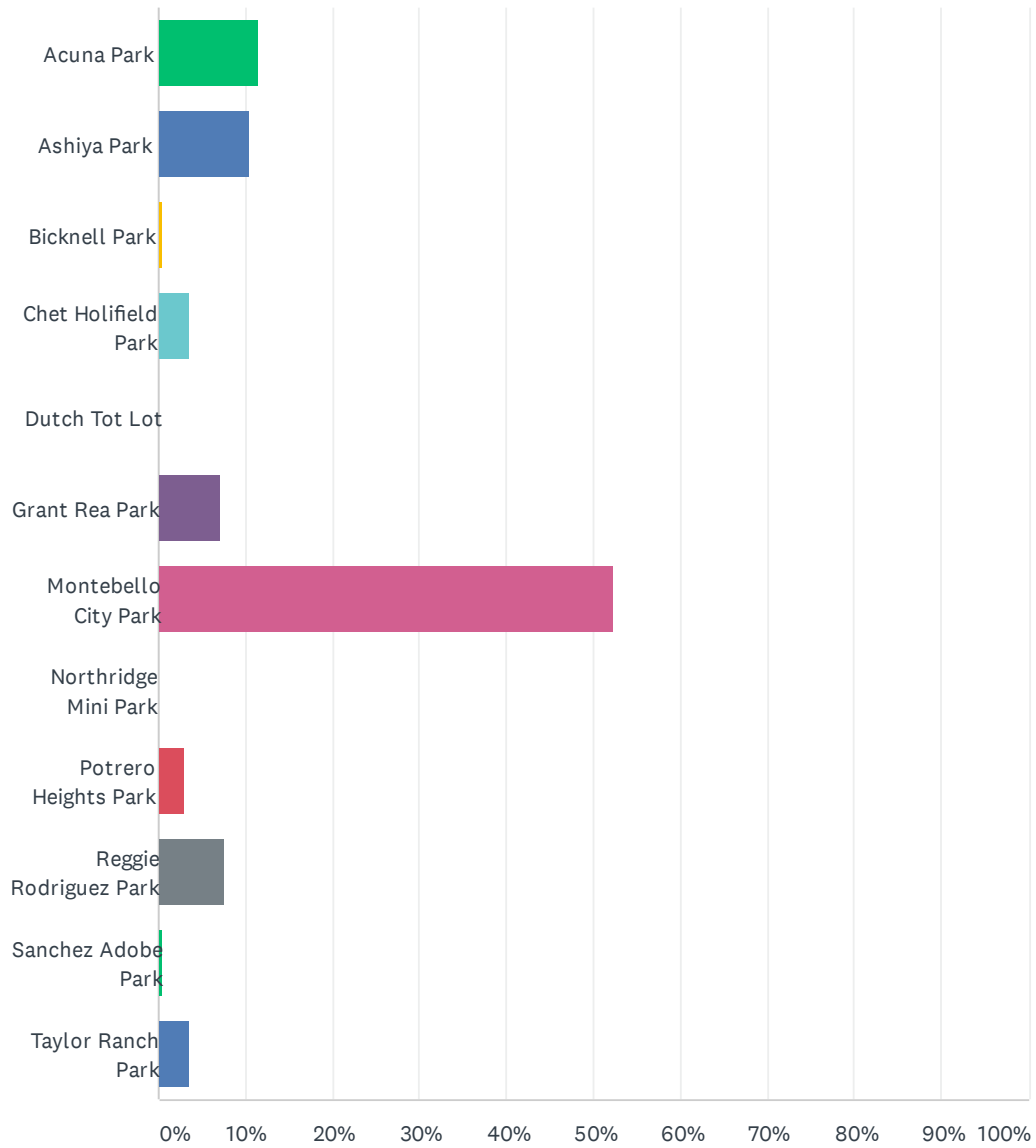
Q1 What is your zipcode?

Answered: 195 Skipped: 4

90660 10036 90022 10019 90640 91770

Q2 Which park do you live the closest to?

Answered: 199 Skipped: 0

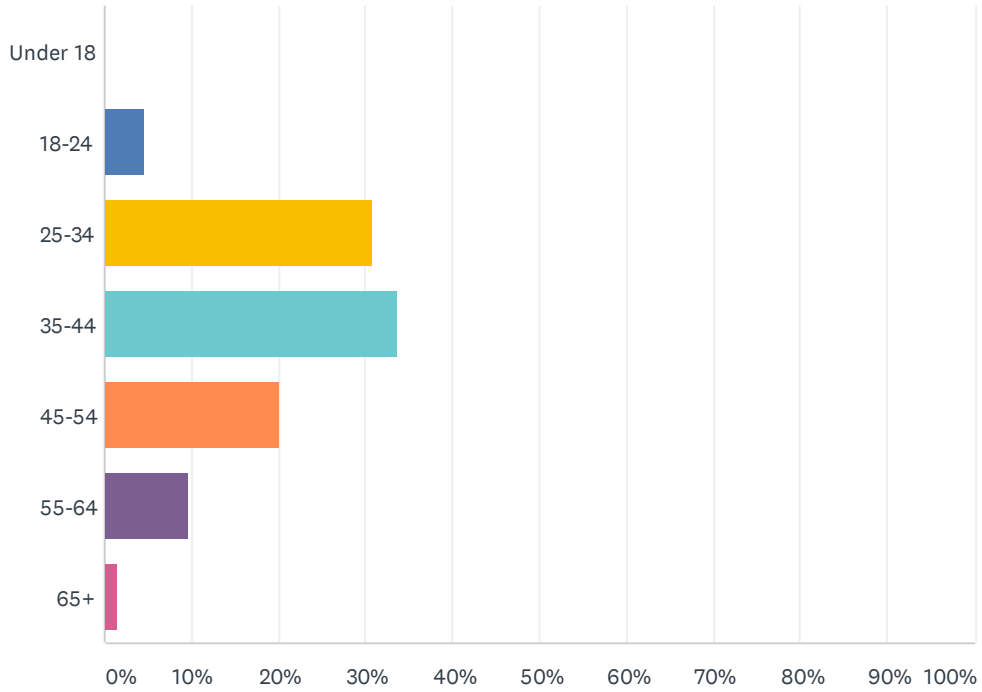


Montebello City Park Specific Plan Survey

ANSWER CHOICES	RESPONSES	
Acuna Park	11.56%	23
Ashiya Park	10.55%	21
Bicknell Park	0.50%	1
Chet Holifield Park	3.52%	7
Dutch Tot Lot	0.00%	0
Grant Rea Park	7.04%	14
Montebello City Park	52.26%	104
Northridge Mini Park	0.00%	0
Potrero Heights Park	3.02%	6
Reggie Rodriguez Park	7.54%	15
Sanchez Adobe Park	0.50%	1
Taylor Ranch Park	3.52%	7
TOTAL		199

Q3 Please select your age

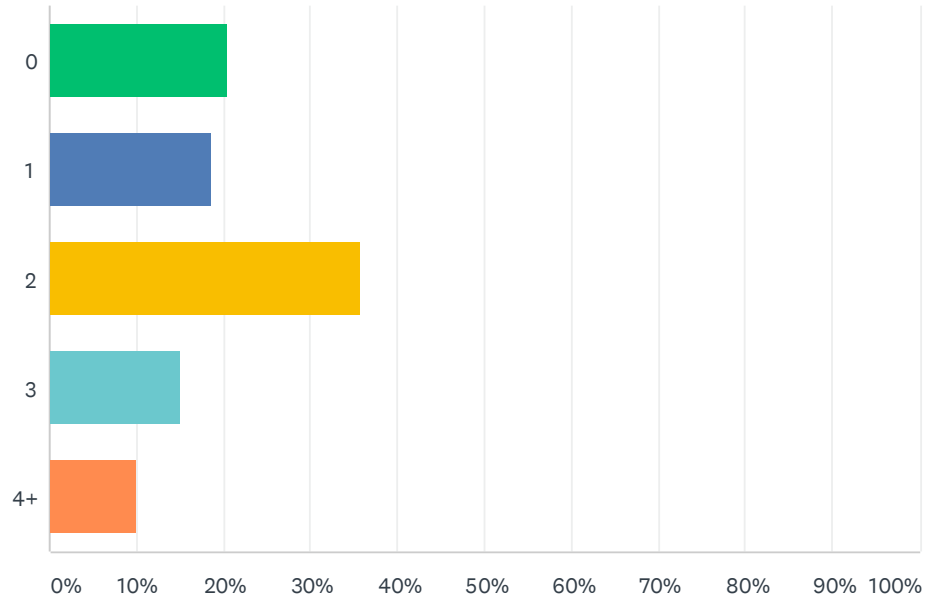
Answered: 199 Skipped: 0



ANSWER CHOICES	RESPONSES
Under 18	0.00% 0
18-24	4.52% 9
25-34	30.65% 61
35-44	33.67% 67
45-54	20.10% 40
55-64	9.55% 19
65+	1.51% 3
TOTAL	199

Q4 How many kids are in your household?

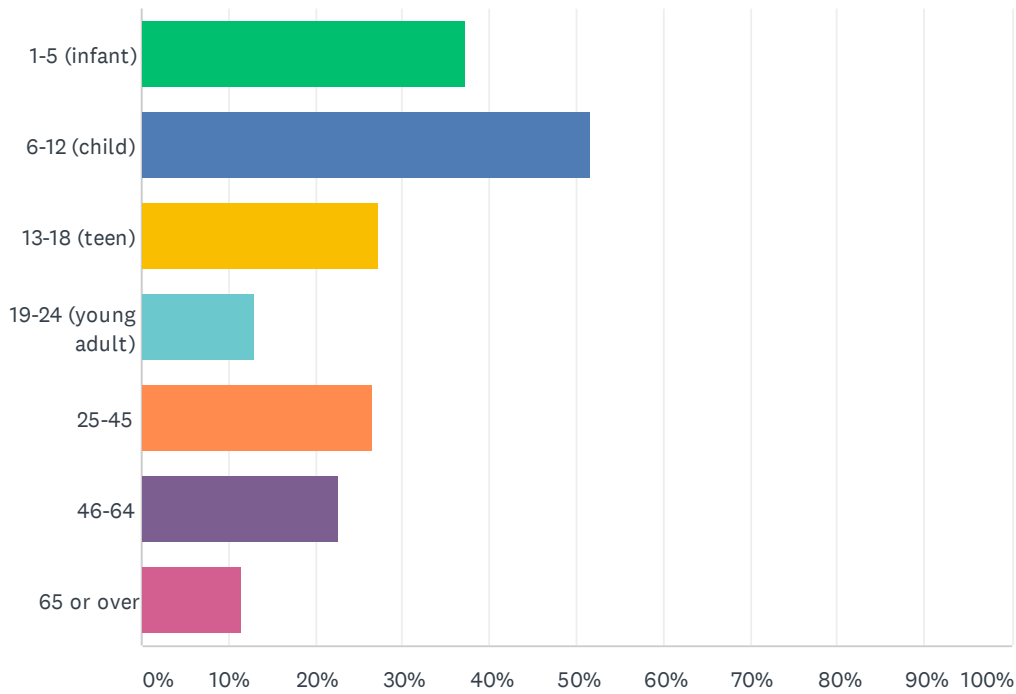
Answered: 199 Skipped: 0



ANSWER CHOICES	RESPONSES	
0	20.60%	41
1	18.59%	37
2	35.68%	71
3	15.08%	30
4+	10.05%	20
TOTAL		199

Q5 What are the ages of the individuals within your household who visit city parks or recreation facilities? (check all that apply)

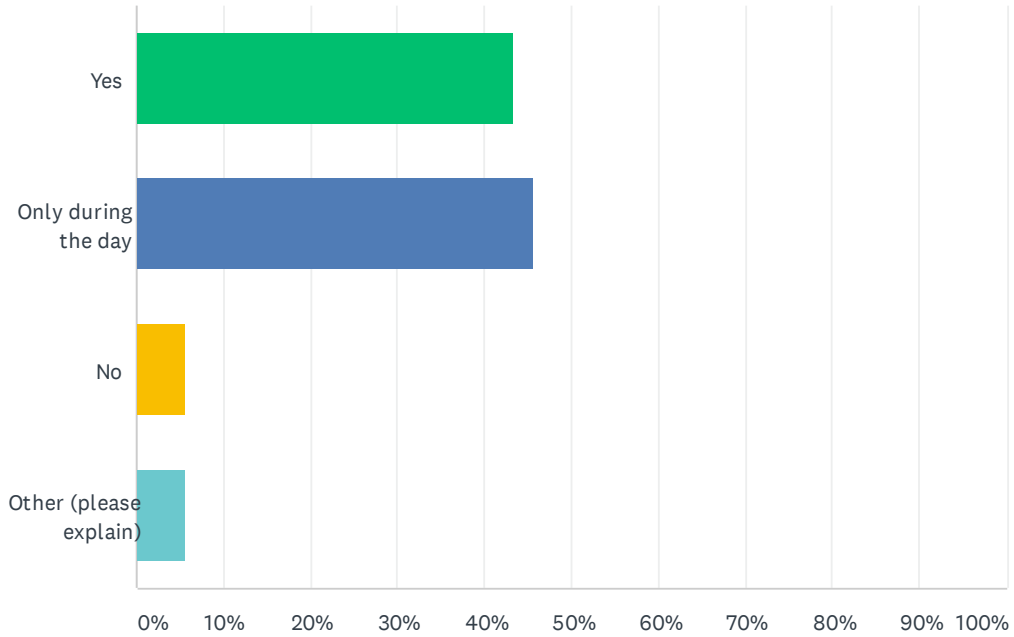
Answered: 199 Skipped: 0



ANSWER CHOICES	RESPONSES	
1-5 (infant)	37.19%	74
6-12 (child)	51.76%	103
13-18 (teen)	27.14%	54
19-24 (young adult)	13.07%	26
25-45	26.63%	53
46-64	22.61%	45
65 or over	11.56%	23
Total Respondents: 199		

Q6 Do you feel safe visiting the park?

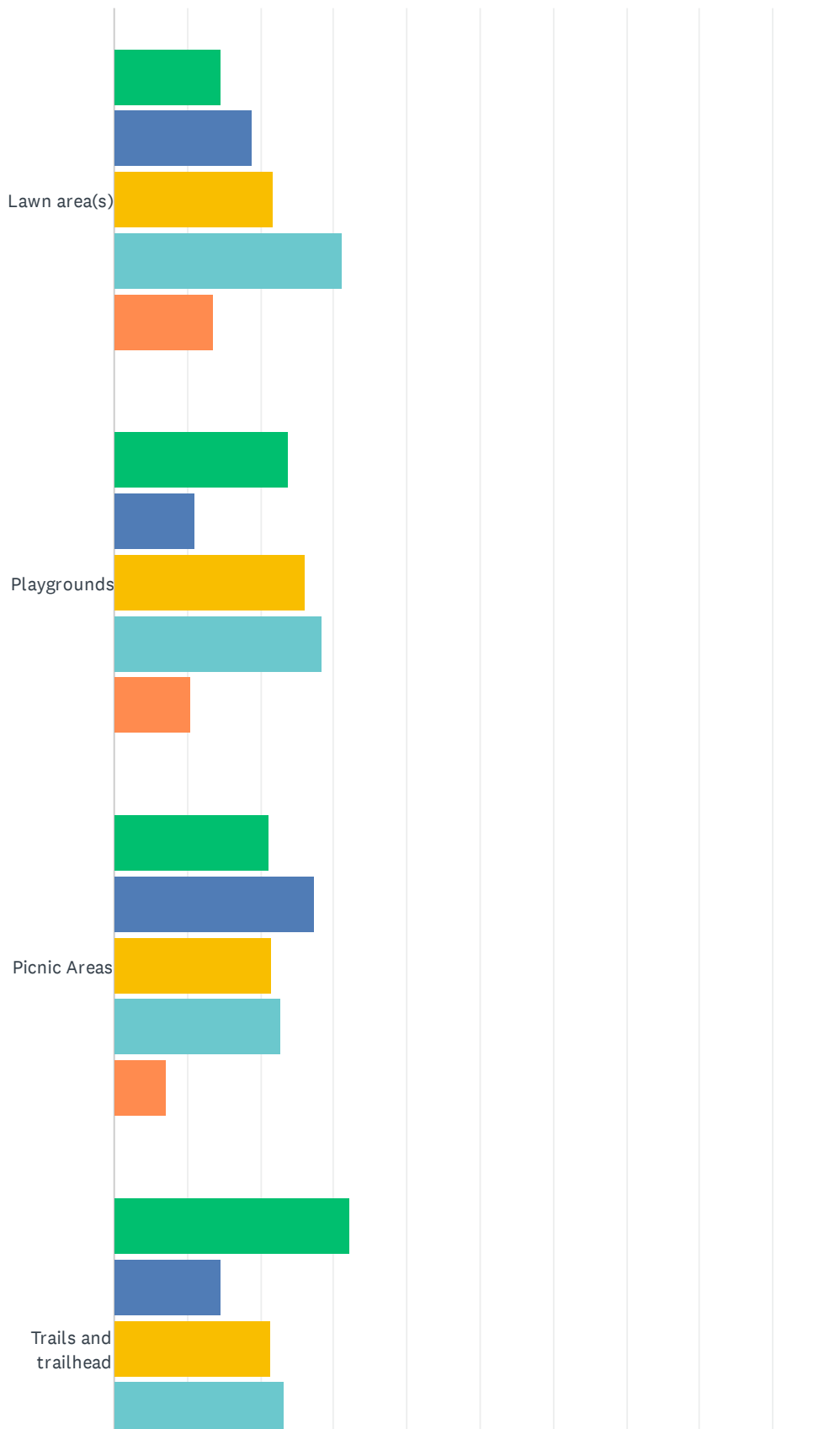
Answered: 180 Skipped: 19



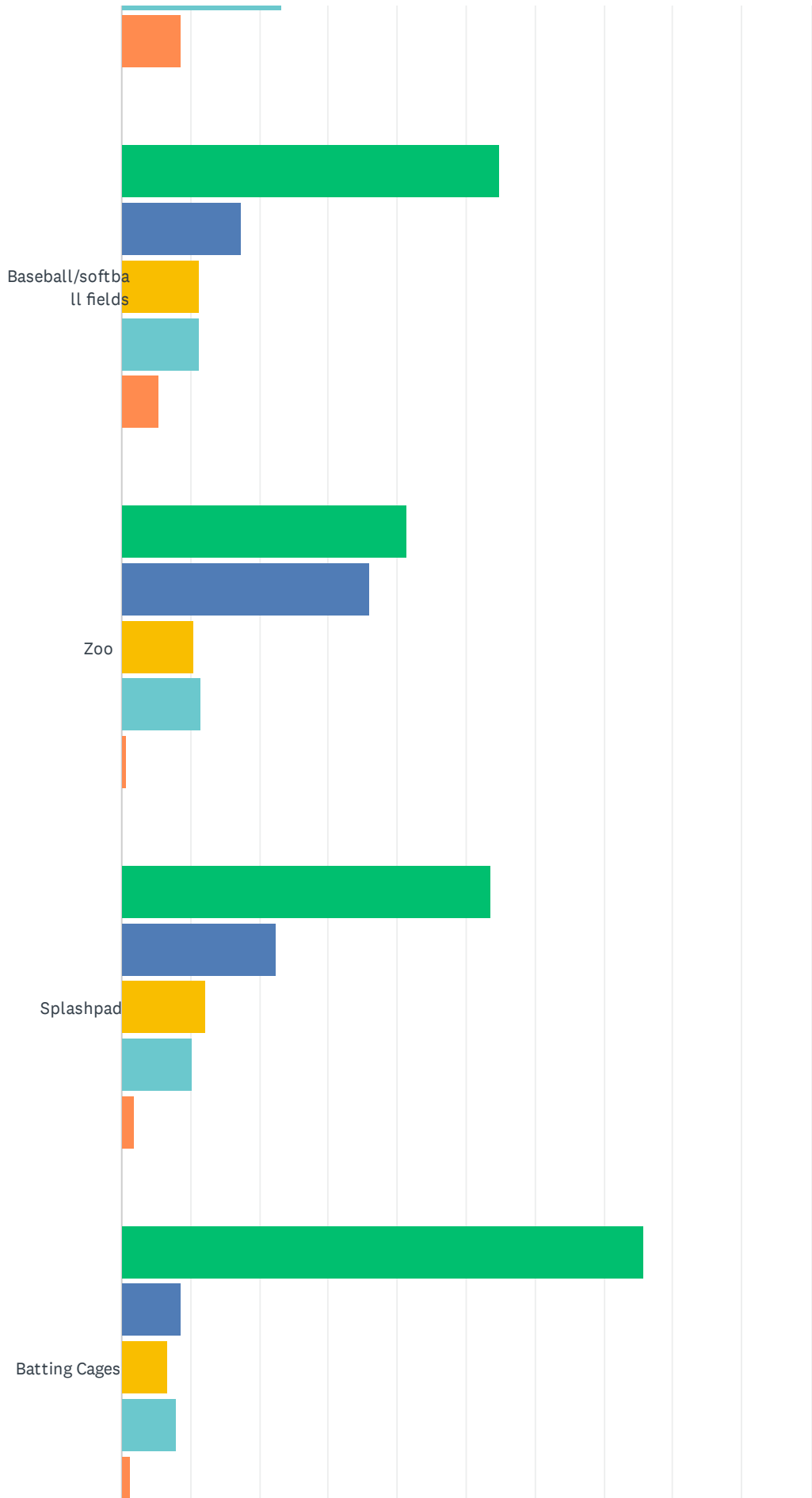
ANSWER CHOICES	RESPONSES	
Yes	43.33%	78
Only during the day	45.56%	82
No	5.56%	10
Other (please explain)	5.56%	10
TOTAL		180

Q7 What areas do you and/or your family use the most?

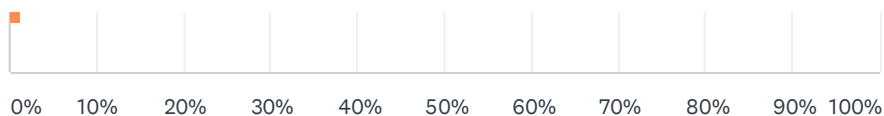
Answered: 179 Skipped: 20



Montebello City Park Specific Plan Survey



Montebello City Park Specific Plan Survey

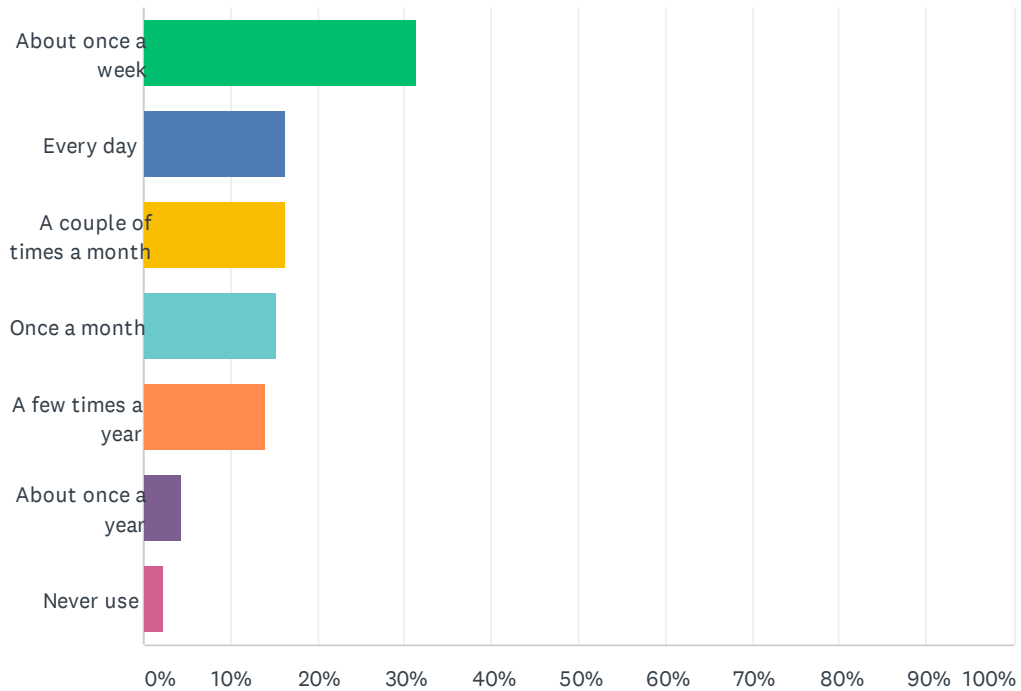


■ Never use
 ■ Use once a year
 ■ Use once a month
 ■ Use once a week
■ Use daily

	NEVER USE	USE ONCE A YEAR	USE ONCE A MONTH	USE ONCE A WEEK	USE DAILY	TOTAL	WEIGHTED AVERAGE
Lawn area(s)	14.71% 25	18.82% 32	21.76% 37	31.18% 53	13.53% 23	170	3.10
Playgrounds	23.84% 41	11.05% 19	26.16% 45	28.49% 49	10.47% 18	172	2.91
Picnic Areas	21.05% 36	27.49% 47	21.64% 37	22.81% 39	7.02% 12	171	2.67
Trails and trailhead	32.32% 53	14.63% 24	21.34% 35	23.17% 38	8.54% 14	164	2.61
Baseball/softball fields	54.76% 92	17.26% 29	11.31% 19	11.31% 19	5.36% 9	168	1.95
Zoo	41.46% 68	35.98% 59	10.37% 17	11.59% 19	0.61% 1	164	1.94
Splashpad	53.50% 84	22.29% 35	12.10% 19	10.19% 16	1.91% 3	157	1.85
Batting Cages	75.76% 125	8.48% 14	6.67% 11	7.88% 13	1.21% 2	165	1.50

Q8 How often do you use the park?

Answered: 178 Skipped: 21



ANSWER CHOICES	RESPONSES	
About once a week	31.46%	56
Every day	16.29%	29
A couple of times a month	16.29%	29
Once a month	15.17%	27
A few times a year	14.04%	25
About once a year	4.49%	8
Never use	2.25%	4
TOTAL		178

Q9 What issues have you encountered in using park facilities?

Answered: 153 Skipped: 46

#	RESPONSES	DATE
1	Lighting, security, restrooms	2/16/2021 1:11 PM
2	Homeless around the park during day and night	2/16/2021 9:14 AM
3	5150	2/15/2021 6:26 PM
4	Homeless, and thugs	2/14/2021 5:33 PM
5	Not enough parkings during the summer event hours	2/14/2021 2:34 PM
6	Too many Homeless	2/13/2021 10:10 PM
7	None	2/13/2021 6:45 PM
8	Drunk and rowdy crowds	2/13/2021 8:00 AM
9	None	2/12/2021 10:07 PM
10	Closed restrooms.	2/12/2021 4:20 PM
11	Homeless and tweakers. Restrooms are dirty and doors dont lock in the toilet section and never has dispenser soap	2/12/2021 2:44 PM
12	Skaters are out of control.no respect for law enforcement or park workers and community as a whole	2/12/2021 12:22 PM
13	Restrooms	2/12/2021 11:45 AM
14	Restrooms	2/12/2021 11:38 AM
15	None	2/12/2021 11:32 AM
16	None	2/12/2021 10:45 AM
17	People smoking/vaping and/or drinking alcohol near the facilities where children are playing. Transient encounters.	2/12/2021 10:31 AM
18	The restrooms definitely need to be updated	2/12/2021 9:19 AM
19	No water in restroom sink and broken door for privacy. Needs more seating areas.	2/12/2021 12:01 AM
20	None	2/11/2021 9:20 PM
21	None	2/11/2021 9:16 PM
22	People drinking alcoholic beverages out in the open especially from car clubs	2/11/2021 8:18 PM
23	Restrooms dirty, outdated buildings, playground equipment damaged, homeless issue.	2/11/2021 7:55 PM
24	Dirty restrooms, not stocked, no soap.	2/11/2021 7:29 PM
25	Parking availability. Dirty bathrooms. Unsafe trails. For years there's been incidents regarding strangers from the trail and kids. Homeless living under bridge and around the park. City. The pool should be operating all year with different aquatic programs for kids. Ridiculous it sits unused 10 mo a year. Fix the field and baseball Diamond by Cathy Hensel. Last, the zoo is horrible at times during the year when it's raining. I can't believe Animal Control hasn't shut it down. To house those animals cramp in small corrals in mud and nastiness is cruel. Fix that place up. What a cool thing to have, yet taken care of terribly.	2/11/2021 6:21 PM
26	Touch free faucets, soap, and towel dispensers, as well as hand a liquid sanitizer dispenser. Regular cleaning and sanitizing by the park staff.	2/11/2021 6:15 PM
27	Incorrect amenities listed above.	2/11/2021 6:10 PM

Montebello City Park Specific Plan Survey

28	Sometimes there are a lot of people smoking marijuana	2/11/2021 5:30 PM
29	A lot of homeless burnt spoons used For drug use and syringes	2/11/2021 5:12 PM
30	1. Homeless People , We Don't Feel Safe With Our Grandkids Playing Near By.... 2.Filthy Restrooms..... 3. Dirty Picnic Area ! 4. Unkempt Basketbal, Courts, Tennis Courts & The Worst One Is The Unkept Baseball Field With Holes In The Grass Area....My Kids Have Twisted Thief Anckles There Many Times During Basebal, & Soccor Seasons !	2/11/2021 4:49 PM
31	N/a	2/11/2021 4:43 PM
32	Needs more lighting and nicer trail. Soccer field needs major improvements for safety. Like to see a level turf field	2/11/2021 4:40 PM
33	Some benches and restrooms are run down or dirty. Older kids playing roughly on the playsets with no supervision.	2/11/2021 4:35 PM
34	None	2/11/2021 4:11 PM
35	The pool was closed this year when local city pools were open! Homeless living in dumpster areas.	2/11/2021 3:57 PM
36	Restrooms always dirty and people doing drugs inside	2/11/2021 3:45 PM
37	bad and dirty restrooms and locked	2/11/2021 1:07 PM
38	Lawn areas are in poor shape, ie.dieing lawn, over watered areas. Restrooms are l'm poor shape ie.state of disrepair, inoperable water faucets, toilets terribly maintained.	2/3/2021 5:32 PM
39	Not enough parking and no Ada parking	2/3/2021 4:32 PM
40	Too dark at night Broken play structures	2/2/2021 8:10 PM
41	Just having restrooms closed	2/2/2021 2:50 PM
42	Lawn and paths needs to be maintained.	2/1/2021 9:27 PM
43	Closed Homeless.	2/1/2021 4:10 PM
44	The dug out areas for the baseball field. When we were in Tball, the kids would trip on the safety hazards including the holes covered with boards. Sometimes the teams couldnt use the dug out because a person had urinated in there and it was not safe. There needs to be a handicap parking on the street to service Cathy Hensel building. The soccer field was always muddy and had pools of water at the entrance.	2/1/2021 12:34 PM
45	Now the virus is so popular, we go a little less.	2/1/2021 12:19 PM
46	There are a few green plants on the land	2/1/2021 12:18 PM
47	The restrooms	2/1/2021 12:16 PM
48	non applicable	2/1/2021 10:24 AM
49	Maybe there are a few garbage cans, because someone will drop the garbage on the ground.	2/1/2021 9:09 AM
50	In a quiet chat, there will always be some noise around them, and they will not listen to dissuasion	2/1/2021 9:08 AM
51	Parking	1/31/2021 10:12 AM
52	Lots of homeless in the picnic area and restrooms are nasty and dirty. You are asking about batting cages and zoo. Montebello city park doesn't have that in this location	1/31/2021 12:43 AM
53	Homeless and trash. More workout areas would be nice.	1/30/2021 10:18 PM
54	Trash	1/30/2021 3:56 PM
55	Dirty Restrooms Not enough lights	1/30/2021 7:07 AM
56	Trash around the park, restrooms requiring maintenance, homeless in the area.	1/30/2021 1:44 AM
57	There are fewer public toilets	1/29/2021 11:07 PM

Montebello City Park Specific Plan Survey

58	Seating facilities are relatively few	1/29/2021 10:57 PM
59	Not enough seating facilities	1/29/2021 10:51 PM
60	It's darker at night.	1/29/2021 10:44 PM
61	cleanliness and uncomfortable going in with men hanging around ladies restroom	1/29/2021 10:30 PM
62	Night lights are dark	1/29/2021 10:27 PM
63	The display facilities are not beautiful	1/29/2021 10:17 PM
64	Night lighting problem	1/29/2021 10:08 PM
65	Parking, lighting, safety and cleanliness	1/29/2021 10:05 PM
66	Toilet facilities are not adequate	1/29/2021 10:03 PM
67	Homelessness	1/29/2021 9:24 PM
68	Baseball field needs updating	1/29/2021 5:58 PM
69	Community center is old and no events on weekends. Can't tell how much is being utilized. Not attractive. Not enough trees and flowers.	1/29/2021 5:05 PM
70	Homeless and drug users. Kind of scary	1/29/2021 4:58 PM
71	The skaters are rowdy and leave a mess everywhere	1/29/2021 4:22 PM
72	There are cases of physical fitness equipment being damaged by people.	1/29/2021 3:58 PM
73	Cleanliness	1/29/2021 2:18 PM
74	Nothing	1/29/2021 2:08 PM
75	Finding needles in the Restrooms homeless having sex the restroom	1/29/2021 1:58 PM
76	Gang violence and homelessness	1/29/2021 1:35 PM
77	Safety and cleaning	1/29/2021 1:35 PM
78	No clear running paths, poor lighting	1/29/2021 1:20 PM
79	Transient screaming and acting iradicle	1/29/2021 12:51 PM
80	Trails pavements or new trails, teach people to clean up after their dog. Trials should have pavement like Alhambra park.	1/29/2021 10:15 AM
81	Poor lighting, trash, no dog park	1/29/2021 8:28 AM
82	Dogs not on leashes. Trash. Homeless sleeping through the park. Playground closed	1/29/2021 1:03 AM
83	Broken floor, bees, homeless near baseball field	1/29/2021 12:20 AM
84	None	1/28/2021 11:59 PM
85	Words hanging out at the benches/picnic area and restrooms.	1/28/2021 10:46 PM
86	None	1/28/2021 9:43 PM
87	The pavement is uneven. There's bad filtration for the water. So there are mud and holes	1/28/2021 9:07 PM
88	the hygiene of the bathrooms	1/28/2021 8:35 PM
89	No issues	1/28/2021 8:19 PM
90	I would love to see the sidewalk redone with rubber flooring since many people walk and/or run. That would be helpful to resolve the fact that the floor is uneven in some areas. It needs more lighting during the evening when it's dark.	1/28/2021 8:14 PM
91	Cleaningness and saferly	1/28/2021 7:44 PM
92	Dirty bathrooms, muddy fields, muddy areas, trash left over from pinatas and parties, graffiti on equipment and seating areas.	1/28/2021 4:14 PM

Montebello City Park Specific Plan Survey

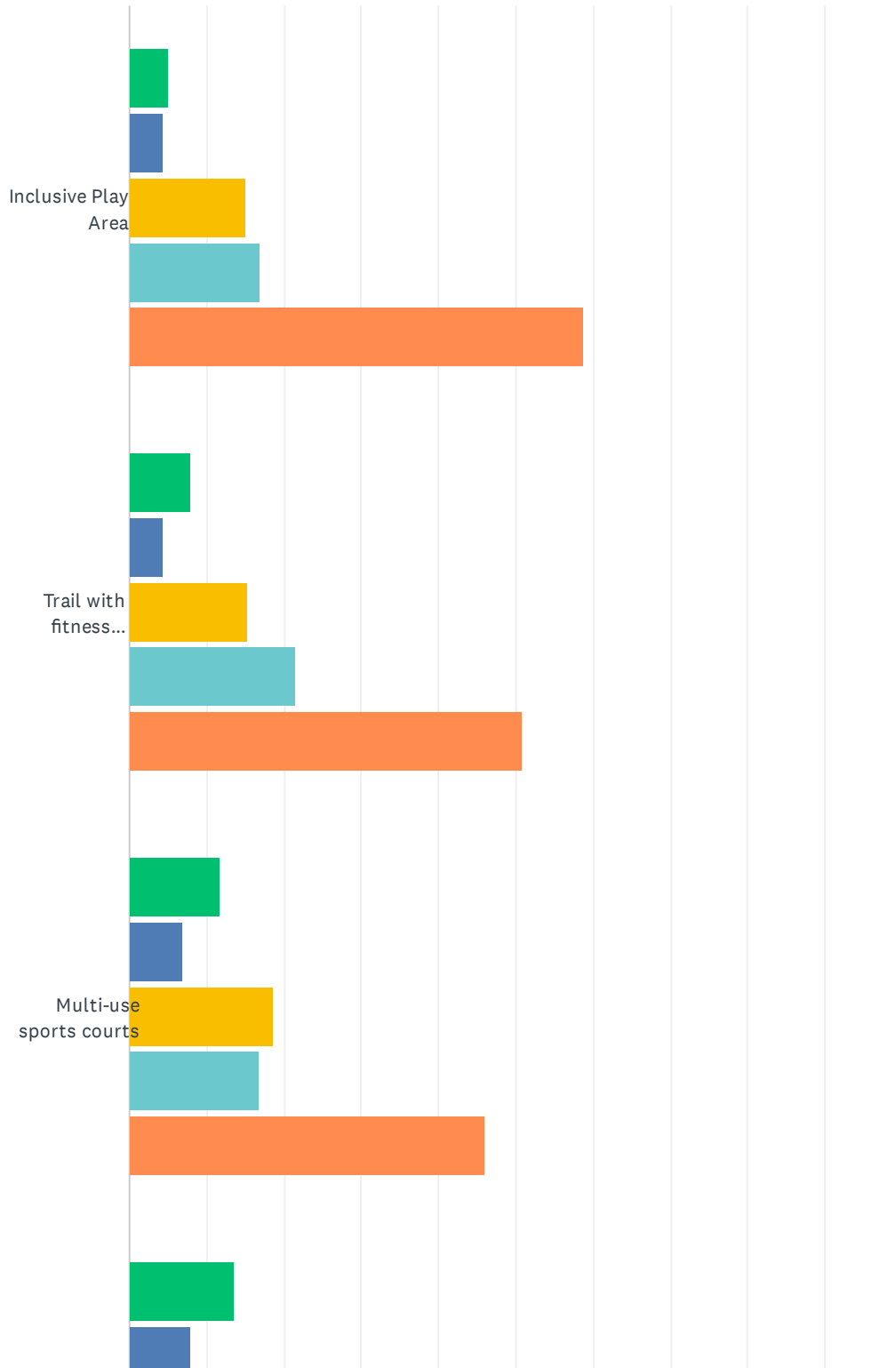
93	As an Architect, designer and Montebello Citizen I believe our Montebello Parks can be updated for a more safe visit to the restrooms, picnic areas, with running tracks and flooring.	1/28/2021 11:58 AM
94	Not enough baseball fields.	1/28/2021 11:57 AM
95	Homeless taking over public sitting areas like park benches. Not good lighting. Bathrooms not well maintained nor lit.	1/28/2021 9:36 AM
96	Most of them are dirty specially by the playground and tables, a lot of homeless around	1/28/2021 9:05 AM
97	Traffic on the weekends. The park gets taken over by car crews	1/28/2021 9:01 AM
98	Inability to socially distance during COVID	1/28/2021 8:58 AM
99	Too many transients/homeless	1/28/2021 8:56 AM
100	No dog parks	1/28/2021 8:39 AM
101	The skate park is really out dated and can use a refresher. I think you should gather the skaters in the area and talk about what could make it better. Rosemead skate park did that.	1/28/2021 8:22 AM
102	N/a	1/28/2021 8:18 AM
103	Mainly people who refuse to social distance, or groups of questionable looking adults congregating at a bench. Those people make me nervous because the park is relatively empty & the kids & I go into the deepest part of the park to play kickball. Anything can happen & we wouldn't be able to get any assistance.	1/28/2021 7:52 AM
104	Daily walk	1/28/2021 7:33 AM
105	1.kids play area need extra care ,instead of using wooden chips, sand would be ideal for kids not be hurt when they playing..	1/27/2021 10:40 PM
106	Cleanliness, quality of equipment, especially at Ashiya Park.	1/27/2021 9:37 PM
107	The homeless	1/27/2021 10:27 AM
108	Restrooms not clean. Not enough tables for picnicking throughout the park.	1/27/2021 9:19 AM
109	Homeless and also RV parked to close to the park.	1/27/2021 8:53 AM
110	Bathrooms need remodeling, no sunshade on playground areas not enough sitting places	1/27/2021 8:38 AM
111	Too much smoke from cigarettes. Restrooms are dirty.	1/27/2021 12:44 AM
112	The restrooms do not have toilet paper, no soap, and often dirty. The walking paths are not safe, there are some cracks. The tennis courts should reopen and have more lights. The playground should be remodeled and also use a rubber tile interlocking. More lights around the playground area.	1/27/2021 12:32 AM
113	No running water, the restrooms are very dirty and not enough lights in the park. there are a lot of very dark areas and some people gather there to smoke.	1/26/2021 11:21 PM
114	None	1/26/2021 11:08 PM
115	The pool dressing rooms need upgrading.	1/26/2021 10:32 PM
116	none at the moment	1/26/2021 10:09 PM
117	Pot smocking and homelessness	1/26/2021 8:08 PM
118	The bathrooms are sub par.	1/26/2021 6:35 PM
119	Dirty bathroom	1/26/2021 5:58 PM
120	None	1/26/2021 5:30 PM
121	Homeless people sleeping in the play ground	1/26/2021 5:00 PM
122	Not enough Summer Day care parking	1/26/2021 4:59 PM
123	A lot of homeless taking over the bleachers, tables and different areas around the park. Very filthy.	1/26/2021 4:00 PM

Montebello City Park Specific Plan Survey

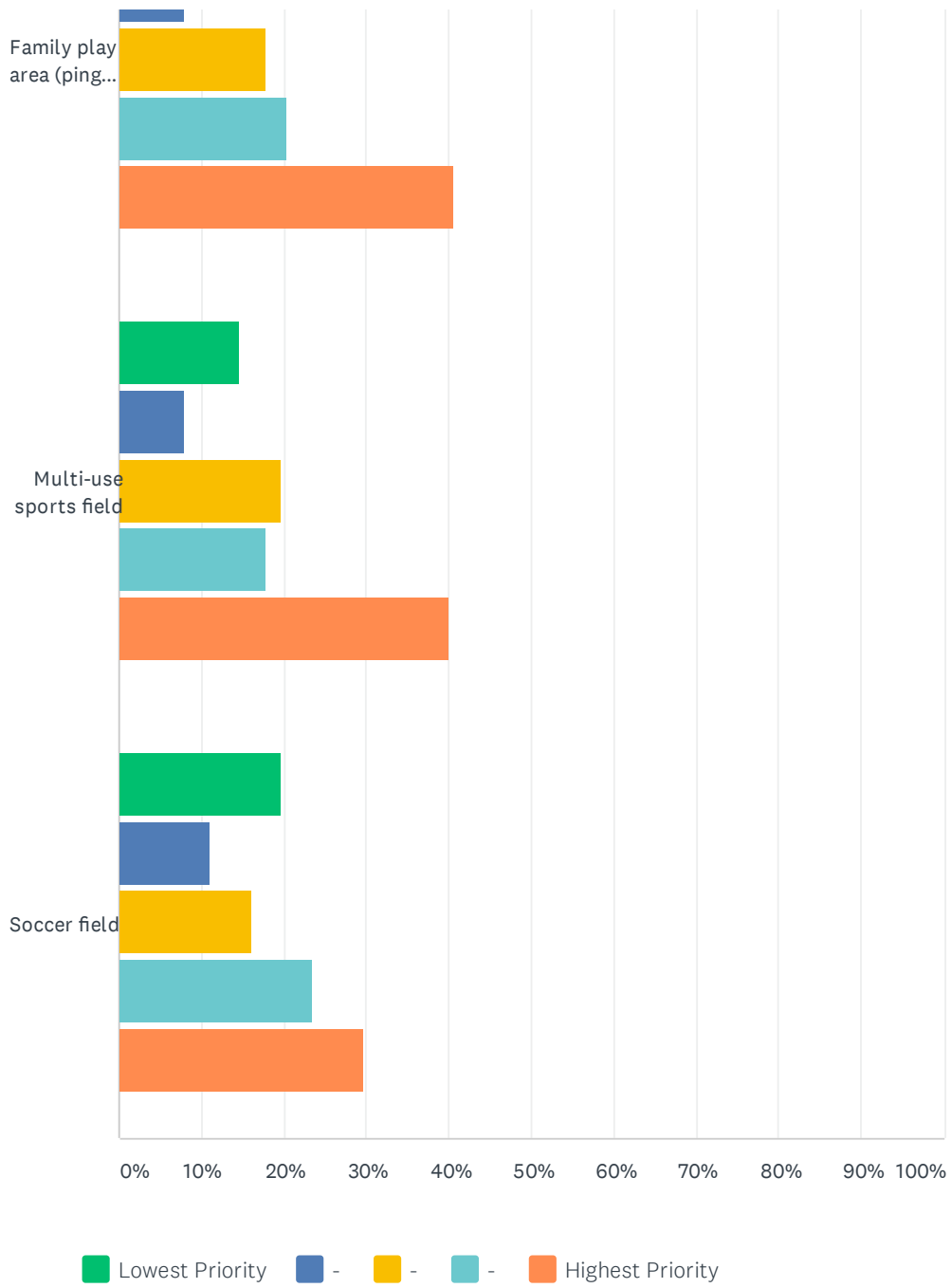
124	Not enough lighting throughout the park. A lot of through traffic on the residential streets; not as safe as I would like.	1/26/2021 4:00 PM
125	The pandemic (COVID)	1/26/2021 3:40 PM
126	N/A	1/26/2021 2:07 PM
127	People smoking marijuana right near the playground. I told an officer who was parked on the grass and they didn't do anything about it.	1/26/2021 1:57 PM
128	Restroom	1/26/2021 1:53 PM
129	uneven cement	1/26/2021 1:41 PM
130	Homeless people and trash	1/26/2021 1:38 PM
131	There is a lot of homeless people with their encampments	1/26/2021 12:55 PM
132	Dirty bathrooms	1/26/2021 12:45 PM
133	The parking lot is to small they need more parking	1/26/2021 12:43 PM
134	Parking can be an issue sometimes	1/26/2021 12:39 PM
135	Gathering of homeless	1/26/2021 12:25 PM
136	Skate park in the morning is usually found with a lot of trash and left-over food .	1/26/2021 12:03 PM
137	At Montebello City Park I would say the homeless issue, better lighting around the play areas for evening play, the Park area near Whittier Boulevard more seating areas for the parents to watch their children, the cement that runs in front of the concert area is cracked and I've seen people trip and fall... restrooms need to be updated and maybe another restroom near the play area near Whittier blvd...	1/26/2021 12:03 PM
138	outdated. some tagging involved in areas. no police enforcement patrolling.	1/26/2021 11:59 AM
139	Soccer field conditions are poor and small. Need turf field or level out the poorly maintained grass field	1/26/2021 11:54 AM
140	Indigent people in the restrooms	1/26/2021 11:45 AM
141	Bathrooms could be cleaner	1/26/2021 11:40 AM
142	None	1/26/2021 11:35 AM
143	A lot of homeless and drug users find syringes on the floor the kids play area	1/26/2021 11:34 AM
144	N/a	1/26/2021 11:18 AM
145	Many transients, a lot of illegal drug use, restrooms are always filthy.	1/26/2021 11:10 AM
146	rest room	1/26/2021 11:07 AM
147	Too much dog poop , every park, montebello, montebello need to cite people not picking up dog poop	1/26/2021 10:58 AM
148	Safety, accessibility	1/26/2021 10:38 AM
149	Too many transient homeless hanging out in and around the park consuming alcohol	1/26/2021 10:34 AM
150	No issues.	1/26/2021 10:33 AM
151	None	1/26/2021 10:30 AM
152	Running into homeless and people smoking pot in the park with kids nearby.	1/26/2021 10:30 AM
153	Graffiti and trash on the ground	1/26/2021 10:29 AM

Q10 Specific Park Amenities: Please tell us your priority for including the following potential park amenities in the site plan from lowest to highest. (Note, please try to select an amenity in each column and limit response to 3 checks per priority).







Answered: 164 Skipped: 35



Montebello City Park Specific Plan Survey

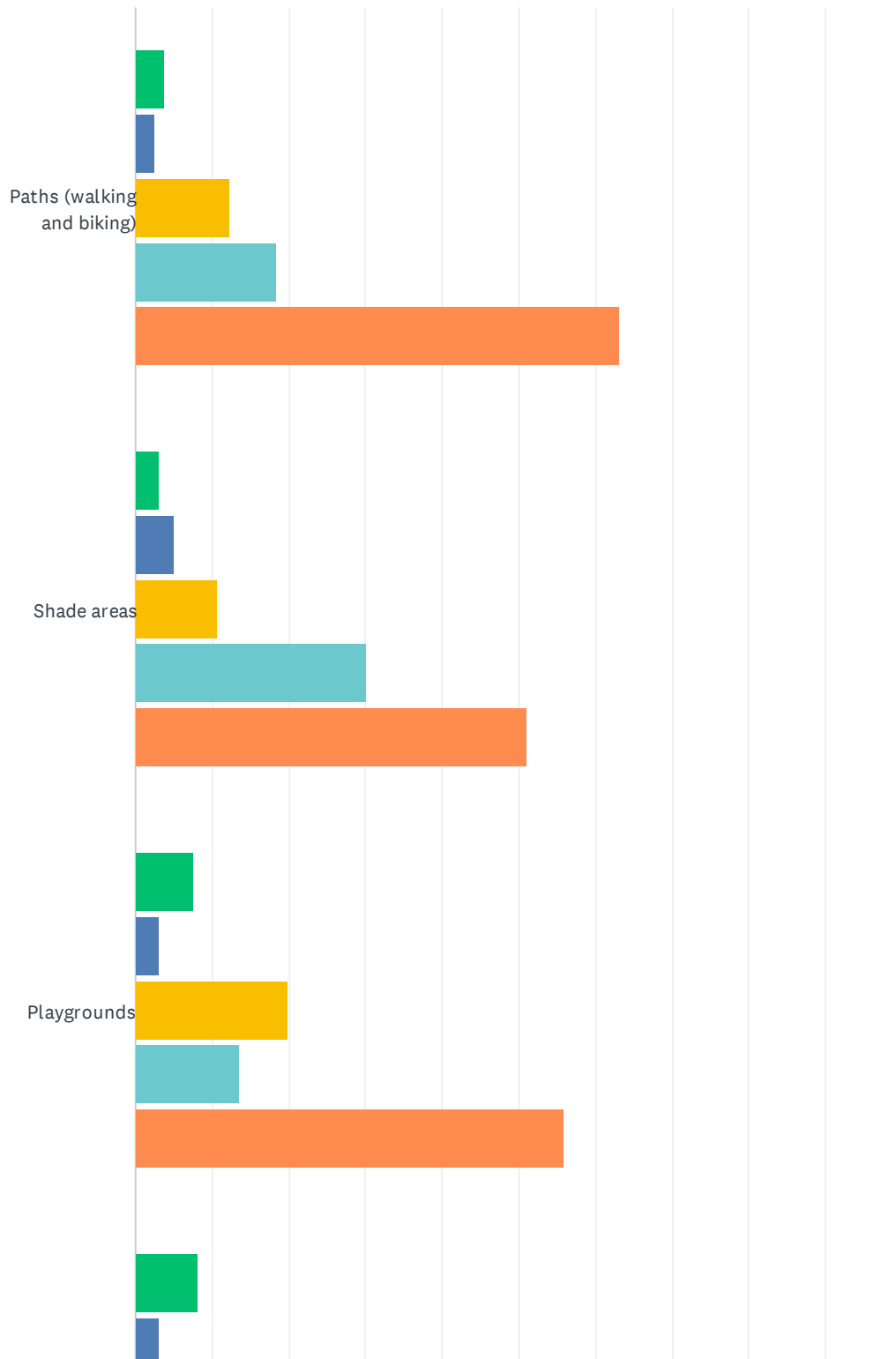


Montebello City Park Specific Plan Survey

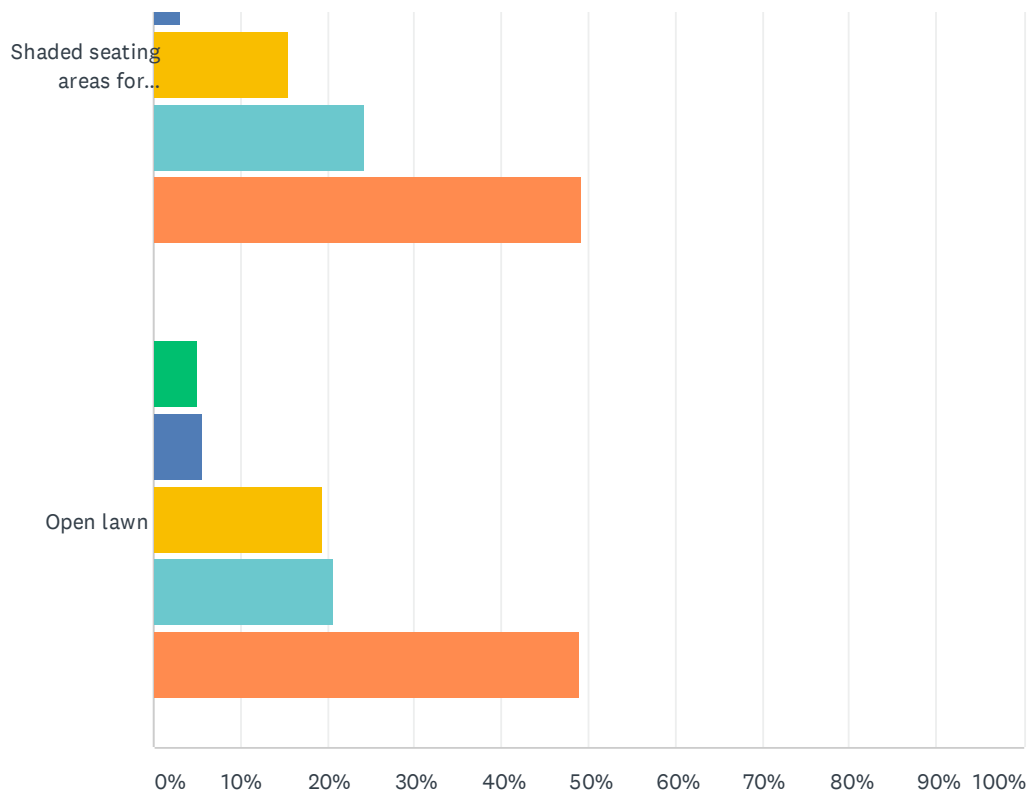
	LOWEST PRIORITY	-	-	-	HIGHEST PRIORITY	TOTAL	WEIGHTED AVERAGE
 Inclusive Play Area	5.00% 8	4.38% 7	15.00% 24	16.88% 27	58.75% 94	160	4.20
 Trail with fitness equipment	7.98% 13	4.29% 7	15.34% 25	21.47% 35	50.92% 83	163	4.03
 Multi-use sports courts	11.80% 19	6.83% 11	18.63% 30	16.77% 27	45.96% 74	161	3.78
 Family play area (ping pong, corn hole, etc.)	13.50% 22	7.98% 13	17.79% 29	20.25% 33	40.49% 66	163	3.66
 Multi-use sports field	14.72% 24	7.98% 13	19.63% 32	17.79% 29	39.88% 65	163	3.60
 Soccer field	19.75% 32	11.11% 18	16.05% 26	23.46% 38	29.63% 48	162	3.32

Q11 New Park Amenities: Please tell us your priority for updating the following general park amenities in the site plan from lowest to highest. (Note, please try to select an amenity in each column and limit response to 3 checks per priority).






Answered: 164 Skipped: 35



Montebello City Park Specific Plan Survey

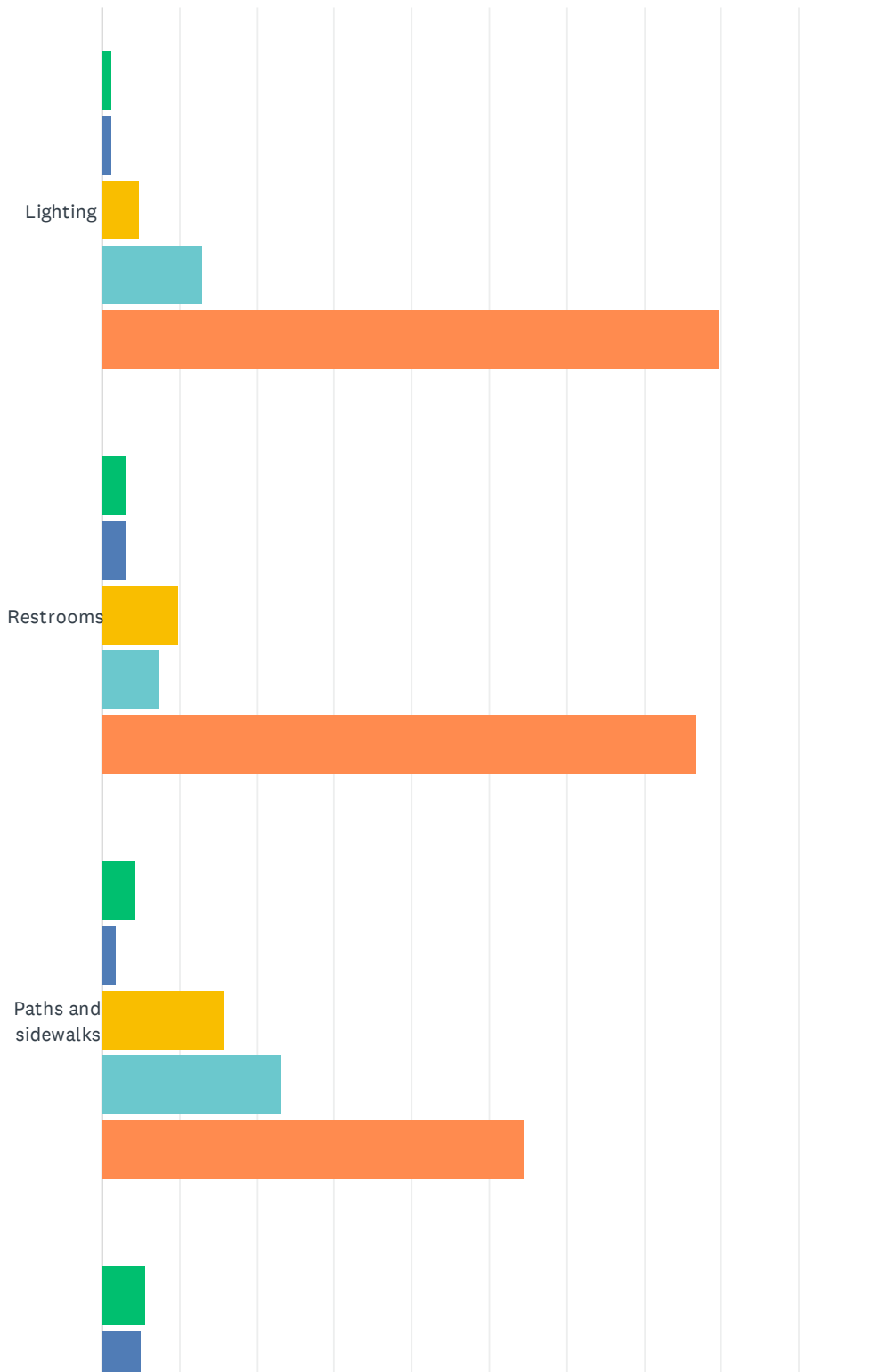


■ Lowest priority
 ■ -
 ■ -
 ■ -
 ■ Highest priority

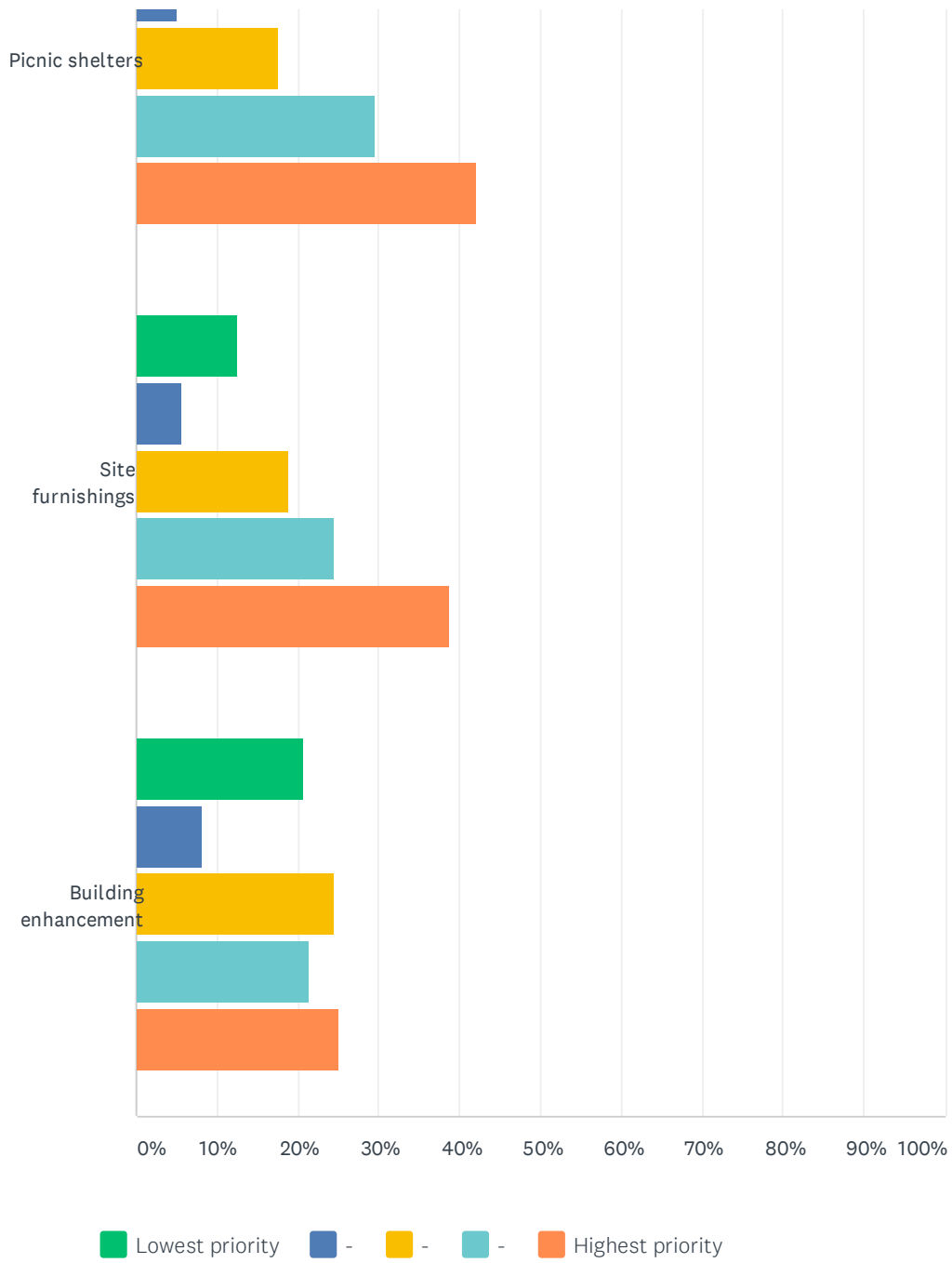
	LOWEST PRIORITY	-	-	-	HIGHEST PRIORITY	TOTAL	WEIGHTED AVERAGE
 Paths (walking and biking)	3.68% 6	2.45% 4	12.27% 20	18.40% 30	63.19% 103	163	4.35
 Shade areas	3.14% 5	5.03% 8	10.69% 17	30.19% 48	50.94% 81	159	4.21
 Playgrounds	7.45% 12	3.11% 5	19.88% 32	13.66% 22	55.90% 90	161	4.07
 Shaded seating areas for social gatherings	8.07% 13	3.11% 5	15.53% 25	24.22% 39	49.07% 79	161	4.03
 Open lawn	5.03% 8	5.66% 9	19.50% 31	20.75% 33	49.06% 78	159	4.03

Q12 Improved Park Amenities: Please tell us your priority for updating the following general park amenities in the site plan from lowest to highest. (Note, please try to select an amenity in each column and limit response to 3 checks per priority).







Answered: 165 Skipped: 34



Montebello City Park Specific Plan Survey



Montebello City Park Specific Plan Survey

	LOWEST PRIORITY	-	-	-	HIGHEST PRIORITY	TOTAL	WEIGHTED AVERAGE
 Lighting	1.23% 2	1.23% 2	4.91% 8	12.88% 21	79.75% 130	163	4.69
 Restrooms	3.07% 5	3.07% 5	9.82% 16	7.36% 12	76.69% 125	163	4.52
 Paths and sidewalks	4.29% 7	1.84% 3	15.95% 26	23.31% 38	54.60% 89	163	4.22
 Picnic shelters	5.66% 9	5.03% 8	17.61% 28	29.56% 47	42.14% 67	159	3.97
 Site furnishings	12.50% 20	5.63% 9	18.75% 30	24.38% 39	38.75% 62	160	3.71
 Building enhancement	20.75% 33	8.18% 13	24.53% 39	21.38% 34	25.16% 40	159	3.22

**Q13 Do you have any thoughts or feedback on the site plan shown above?
Your computer may be able to zoom in on this plan
at <https://i.imgur.com/NHnJQcb.jpg>**

Answered: 94 Skipped: 105

#	RESPONSES	DATE
1	Looks very comprehensive. I would love to see activities or an area where Seniors could also conduct some outdoor activities since the Senior center is there. any thoughts on a small dog park area? This is smack in the middle of a high density area where I'm sure there are many dog owners.	2/16/2021 1:16 PM
2	Excited to see plan come alive!	2/16/2021 9:27 AM
3	no to #10 11	2/15/2021 6:29 PM
4	Pond with fish possibly recreational fishing	2/14/2021 5:38 PM
5	Great plan with updated features	2/13/2021 8:04 AM
6	None	2/12/2021 10:10 PM
7	There doesn't seem to be a lot of grass area for picnics or family gatherings.	2/12/2021 4:24 PM
8	Looks great!	2/12/2021 11:47 AM
9	Looks great, however, please consider placing shades over the play area for the children so they don't burn themselves during the summer with extensive heat/exposure when playing on the amenities. Please also consider a basketball court solely for younger "adolescent" children and a separate for older groups as well as a bike trail for all. Thank you.	2/12/2021 10:50 AM
10	None	2/11/2021 10:36 PM
11	Get rid of the amphitheater	2/11/2021 9:27 PM
12	Great plan	2/11/2021 8:36 PM
13	Looks nice Very welcoming	2/11/2021 8:23 PM
14	I like the design and layout of the plan. I think it is something to look forward to. Can't wait to get to enjoy it!	2/11/2021 6:36 PM
15	This would be a blessing to many of us that coach these kids in our city of Montebello, something that I've been talking about for many years to our parents that I coached over The years!.	2/11/2021 4:59 PM
16	Soccer field seems small. It should be the main focal point in my opinion even if it means that the skate park and play area is smaller	2/11/2021 4:53 PM
17	No	2/11/2021 4:45 PM
18	I think it's great.	2/11/2021 4:44 PM
19	Make park's a better place to visit	2/11/2021 3:46 PM
20	seems ok!	2/11/2021 1:19 PM
21	This was the only tennis courts available in the city. The Basketball courts were well used. A rubber walking trail is needed in the perimeter of the park as many citizens have been seen utilizing the park as a walking path	2/3/2021 5:43 PM
22	I dont see walking paths are paved. Sidewalks should be improved with lighting for night walkers.	2/3/2021 4:37 PM
23	I think it will engage more families and young adults to come more often to the park!	2/2/2021 2:53 PM

Montebello City Park Specific Plan Survey

24	No need for a splash pad when you have a pool. The pool needs to be recognized as a leader in aquatics for the city. It would be something that people could be proud of. There not many Olympic sized pools in the area, this would make it a prominent place for people to come and visit our city and potentially spend money.	2/1/2021 4:19 PM
25	DG trail should loop around entire park to allow joggers to to run and stay in the park. Incorporate environmental landscaping and education on California native plants.	2/1/2021 12:39 PM
26	How to say, now the epidemic virus is very serious, so if you can't complete it, please pay attention to safety, but I still hope you can lead us into this beautiful new environment as soon as possible.	2/1/2021 12:24 PM
27	If the actual effect is the same as that in this picture, it will be very good	2/1/2021 12:24 PM
28	many residents own dogs . please consider adding a dog park for Montebello residents. :)	2/1/2021 10:28 AM
29	13 and 5 places, can you replace a little, one plant is too few, one equipment is too many, this is a bit monotonous.	2/1/2021 9:15 AM
30	The content is very comprehensive, which will give us more choices	2/1/2021 9:14 AM
31	Only has one option how do you expect us to answer the next question	1/31/2021 12:48 AM
32	Good	1/30/2021 10:20 PM
33	The plan looks like a good idea.	1/30/2021 1:51 AM
34	Very good	1/29/2021 11:12 PM
35	Seating facilities as much as possible	1/29/2021 11:01 PM
36	Seating facilities as much as possible	1/29/2021 10:54 PM
37	I hope the lights are bright enough	1/29/2021 10:48 PM
38	The family gathering area could be expanded	1/29/2021 10:31 PM
39	The family area can be a little more	1/29/2021 10:23 PM
40	The light will be sufficient	1/29/2021 10:14 PM
41	Without the	1/29/2021 10:05 PM
42	Very good	1/29/2021 9:53 PM
43	Temporarily no	1/29/2021 8:33 PM
44	More shaded areas	1/29/2021 6:03 PM
45	Add some colorful plants and flowers and beautiful the park.	1/29/2021 5:13 PM
46	Great design, I love it!	1/29/2021 4:04 PM
47	Good	1/29/2021 2:20 PM
48	N/A	1/29/2021 2:12 PM
49	Our city cut the budget on our park patrol the homeless took over our parks now leaving liquor bottles and needles everywhere we need our park patrol back	1/29/2021 2:05 PM
50	Looks good for the space available. A cushioned running path is important to me more than it's attenede use, but it also makes people explore all ends of the park which is also good for safety. Almansor Park in Alhambra is an excellent park as a reference.	1/29/2021 1:23 PM
51	Good	1/29/2021 10:20 AM
52	A dog park is needed	1/29/2021 8:32 AM
53	It looks like it still has room for improvement. Very dull plan for the official city park. Seems like it is lacking in a lot of areas. What about the plans for the field across the street? The pool needs a male over as well. I hope the pool will remain. And why is it giving me a choice between two different options for the city park. I only see one plan/option.	1/28/2021 11:00 PM

Montebello City Park Specific Plan Survey

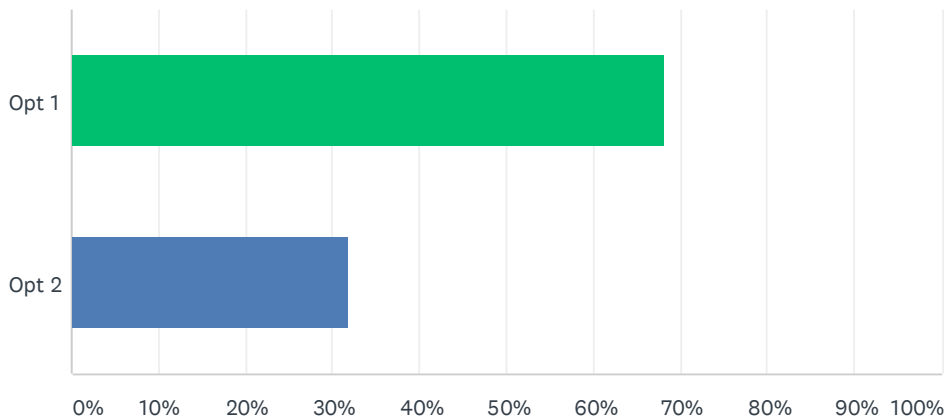
54	Looks good.	1/28/2021 10:05 PM
55	it seems perfect like this	1/28/2021 8:43 PM
56	I love the area designated for dogs. Overall I'm excited about the plan.	1/28/2021 8:34 PM
57	None	1/28/2021 7:47 PM
58	Looks great!	1/28/2021 1:42 PM
59	I believe the existing parking system needs to also be redesigned for grant Rea, and the city park a walk path around the sidewalk and set backs, restrooms need to be updated even though they are park restrooms but are areas that are most visited by the people	1/28/2021 12:11 PM
60	Lauraborquez@att.net	1/28/2021 11:59 AM
61	Add good lightning, security on site, make park trails wheelchair friendly, add speed bumps to surrounding streets, clean the restrooms please	1/28/2021 9:14 AM
62	Looks great	1/28/2021 9:03 AM
63	I would be supportive of such arrangements.	1/28/2021 9:01 AM
64	Don't see anything for dogs.	1/28/2021 8:49 AM
65	I appreciate a bigger skate park for the people. we should be seeing more people excited to be at the park.	1/28/2021 8:26 AM
66	Really like the enhanced amphitheater	1/28/2021 7:24 AM
67	no	1/27/2021 10:46 PM
68	I love how many different ways the community can interact with the park. Public art and a focus on nature play is great for young kids!	1/27/2021 9:39 PM
69	The plan seems good but will love a gated play area for our pets	1/27/2021 9:04 AM
70	N/A	1/27/2021 8:56 AM
71	N/A	1/27/2021 12:54 AM
72	More tennis courts needed.	1/27/2021 12:48 AM
73	I am visually impaired and not able to see it very clearly.	1/26/2021 11:34 PM
74	None	1/26/2021 11:11 PM
75	None	1/26/2021 10:34 PM
76	Replace the path to many uneven and roots from trees interfere the path not safe I've fallen once before	1/26/2021 8:13 PM
77	I like this plan. I would like more trails and walking areas throughout the park.	1/26/2021 6:45 PM
78	No	1/26/2021 6:00 PM
79	n/a	1/26/2021 5:03 PM
80	I really like the proposal.	1/26/2021 4:09 PM
81	Plan looks nice but hopefully the city can upkeep it and keep the homeless away, so us residents can enjoy all amenities with our children.	1/26/2021 4:06 PM
82	Enhance the Senior center.	1/26/2021 3:48 PM
83	No	1/26/2021 2:08 PM
84	No. The basketball courts could definety use an upgrade.	1/26/2021 2:00 PM
85	No.	1/26/2021 1:58 PM
86	Looks good	1/26/2021 1:44 PM
87	More picnic tables. There may be more outdoor parties with the new plan.	1/26/2021 12:49 PM

Montebello City Park Specific Plan Survey

88	Not problems	1/26/2021 12:46 PM
89	it looks great!	1/26/2021 12:01 PM
90	Larger soccer field	1/26/2021 12:00 PM
91	N/a	1/26/2021 11:00 AM
92	Special needs playground. Adaptive playground equipment for disabled children or very young children learning to walk. Rubber mats on the playground incase a child falls.	1/26/2021 10:39 AM
93	It'd be great if you focus on the lights for #12 and 4, upgrading #12, and splash pad first before other things.	1/26/2021 10:39 AM
94	Perfect	1/26/2021 10:33 AM

Q14 Out of the two optional vignettes, which do you prefer?

Answered: 123 Skipped: 76



ANSWER CHOICES	RESPONSES	
Opt 1	68.29%	84
Opt 2	31.71%	39
TOTAL		123

Q15 Please provide general comments based on the site plan and vignettes.

Answered: 86 Skipped: 113

#	RESPONSES	DATE
1	Only 1 option was provided. Seems reasonable especially since I do believe that this is a highly visited park by families.	2/16/2021 1:16 PM
2	The plan looks great, I just hope the quality of the playground, turf, equipment is durable.	2/16/2021 9:27 AM
3	Only able to see one	2/14/2021 5:38 PM
4	Great plan with updated festures	2/13/2021 8:04 AM
5	Looks great, more fields to play team games.	2/12/2021 10:10 PM
6	Interested in place where kids can run and have fun.	2/12/2021 11:35 AM
7	I only see one option for the Montebello City Park plan. Also, some of the survey questions do not pertain to Montebello City Park (i.e. zoo question, baseball/softball field).	2/12/2021 10:50 AM
8	Good	2/11/2021 10:36 PM
9	The plan looks good. Allows for plenty of parking	2/11/2021 9:27 PM
10	Na	2/11/2021 8:36 PM
11	Should be kept clean Free of homeless and car clubs from gathering	2/11/2021 8:23 PM
12	The second plan is viewer friendly. The details are easy to locate and the font makes reading a breeze.	2/11/2021 6:36 PM
13	Not enough parking to accommodate the demand. Strengthen youth sports leagues.	2/11/2021 6:27 PM
14	Really looks good but I don't know I've been living here 58 years and Montebello has not updated their parks for nothing	2/11/2021 5:35 PM
15	Any upgrades wou,d be a blessing to the kids in our neighbohowould compared to what we have been dealing with for years!....I Am Looking forward to getting back to coaching our grandkids at the city parks & rec .	2/11/2021 4:59 PM
16	Soccer field could be bigger.	2/11/2021 4:53 PM
17	N/a	2/11/2021 4:45 PM
18	Na	2/11/2021 3:46 PM
19	Only one vignette is available. I would have liked to see other options for city park. Maybe add a dog park	2/3/2021 5:43 PM
20	Side walks should be lighted and paved walking trail through the park	2/3/2021 4:37 PM
21	I. Believe these questions are for Grant Rea Park.	2/2/2021 8:14 PM
22	I believe it will be a beautiful atmosphere and it will get residents to be more often, explore their neighborhood.	2/2/2021 2:53 PM
23	There was only one option not two. Comments were stated above.	2/1/2021 12:39 PM
24	There can be more trees or flowers	2/1/2021 12:24 PM
25	3.4.6.7.8 is it a bit crowded? Are there so many things there?	2/1/2021 12:24 PM
26	I only saw one vignette ...	2/1/2021 10:28 AM
27	Whether it's plants or equipment, it's appropriate, or we won't know how to choose.	2/1/2021 9:15 AM

Montebello City Park Specific Plan Survey

28	I just hope you have more equipment for primary school children, so that we can save some time to stop their other bad behaviors.	2/1/2021 9:14 AM
29	Only has one option	1/31/2021 12:48 AM
30	Improved lighting by and inside the restrooms is a smart safety idea. The amphitheater should have more shade as well as more lighting behind the amphitheater.	1/30/2021 1:51 AM
31	It is not necessary to	1/29/2021 11:12 PM
32	Seating facilities as much as possible	1/29/2021 11:01 PM
33	Seating facilities as much as possible	1/29/2021 10:54 PM
34	I hope the lights are bright enough	1/29/2021 10:48 PM
35	The family gathering area could be expanded	1/29/2021 10:31 PM
36	The family area can be a little more	1/29/2021 10:23 PM
37	Not suggest	1/29/2021 10:14 PM
38	Anything is better than it is now but really looking at making each park have its own fiends so that the other kayaks can be used fir different sports. Kids need safe snd nice fields.	1/29/2021 10:08 PM
39	Without the	1/29/2021 10:05 PM
40	Very good	1/29/2021 9:53 PM
41	Not bad	1/29/2021 8:33 PM
42	I only see one option	1/29/2021 6:03 PM
43	I only see 1 option. Remodeling the interior of the community center to better utilize the facility. Ensure safety of the park.	1/29/2021 5:13 PM
44	It looks great	1/29/2021 4:26 PM
45	More areas for children can be designed.	1/29/2021 4:04 PM
46	Good	1/29/2021 2:20 PM
47	More grass	1/29/2021 2:12 PM
48	Take the money and put towards our park patrol or police departments	1/29/2021 2:05 PM
49	Well there was only on plan, yet you asked of the 2?	1/29/2021 1:23 PM
50	Looks good more trees and walk paths	1/29/2021 10:20 AM
51	Looks great	1/29/2021 1:07 AM
52	There could be many more improvements. This plan seems to simple for this being the city Park. Many evens happen there. And there is nothing about the city pool being improved or the field across the street.	1/28/2021 11:00 PM
53	no comment	1/28/2021 10:05 PM
54	i feel that there should be more vigilance because sometimes there are people smoking marijuana in front of children or even offereng them that should not happen.	1/28/2021 8:43 PM
55	I could not see vignettes. Nevertheless, I like the site plan.	1/28/2021 8:34 PM
56	It looks good and clean	1/28/2021 7:47 PM
57	I'm only able to see one on my screen but gives a well description of our Grant Rea Park to be updated and that continues to give our community the excitement to use our city parks more often	1/28/2021 12:11 PM
58	We need more baseball fields. Especially ina Park like this.	1/28/2021 11:59 AM
59	Add good lightning, security on site, make park trails wheelchair friendly, add speed bumps to surrounding streets, clean the restrooms please	1/28/2021 9:14 AM

Montebello City Park Specific Plan Survey

60	It's inclusive for all to use	1/28/2021 9:03 AM
61	I have no comment by which to substantiate criticism. It looks very nice.	1/28/2021 9:01 AM
62	this actually looks like a park I would like to be at.	1/28/2021 8:26 AM
63	looks good	1/27/2021 10:46 PM
64	More playground equipment throughout the park. Not enough playground equipment in different areas - north part of park.	1/27/2021 9:24 AM
65	All seems good just remember to add shades on playing areas water mist for very hot days, will love to see more exciting games for kids in the playing are like merry go round, a sphere you go in and sit spin the steering wheel to make it go around, Aztec climbers,diferente types of swings.	1/27/2021 9:04 AM
66	N/A	1/27/2021 12:54 AM
67	Good plan, please work on it as soon as possible.	1/27/2021 12:48 AM
68	lighted areas are really needed and working clean restrooms.	1/26/2021 11:34 PM
69	I like it better	1/26/2021 11:11 PM
70	There was only one option pictured.	1/26/2021 10:34 PM
71	The multi sports courts will make use of currently wasted space.	1/26/2021 6:45 PM
72	Na	1/26/2021 6:00 PM
73	I don't see 2 options only one	1/26/2021 5:06 PM
74	There was only one option; I like the updates.	1/26/2021 4:09 PM
75	Improvements need to be done to the Senior center. The rooms need to updated and painted.	1/26/2021 3:48 PM
76	None	1/26/2021 2:08 PM
77	Plans are well	1/26/2021 1:58 PM
78	None	1/26/2021 1:44 PM
79	Looks good	1/26/2021 12:49 PM
80	Is a good idea to asking the community	1/26/2021 12:46 PM
81	I could only see one plan. Not a second option. As long as everything is modernized and updated, I will be happy.	1/26/2021 12:01 PM
82	Full size Soccer □ Fields needed and nice walking trails	1/26/2021 12:00 PM
83	N/a	1/26/2021 11:00 AM
84	That's great	1/26/2021 10:57 AM
85	Didn't see the second one. ☺	1/26/2021 10:39 AM
86	I don't see any vignettes. Site plan looks great but like I mentioned, it'd be great if you focus on the lights for #12 and 4, upgrading #12, and splash pad first before other things.	1/26/2021 10:39 AM

**Q16 Thank you for taking the time to fill out the survey. To find out more about the overall project, please visit the project website at:
<https://arcg.is/0yeqOa>Please fill in your email to be entered into the raffle for a \$50 Amazon gift card:**

Answered: 120 Skipped: 79

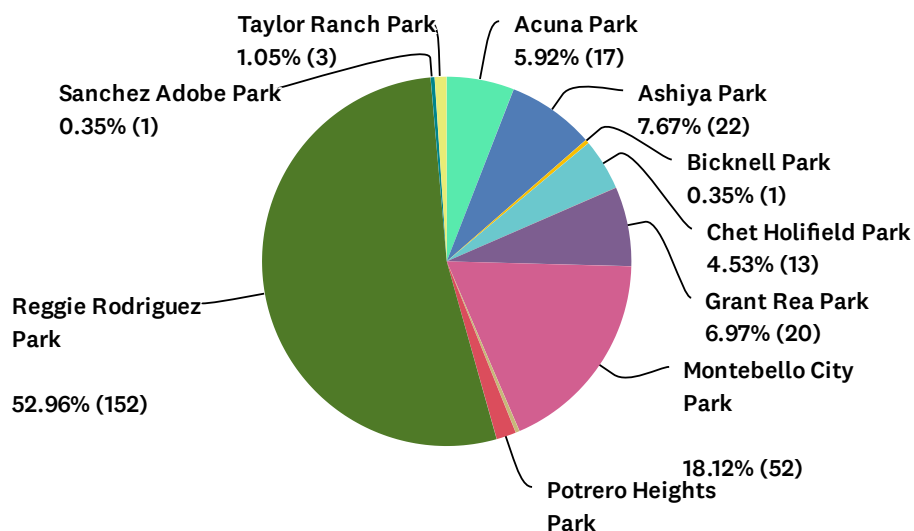
Q1 What is your zipcode?

Answered: 277 Skipped: 12

10007 90660 10021 10013 90640 10016 90022 10036
10011

Q2 Which park do you live the closest to?

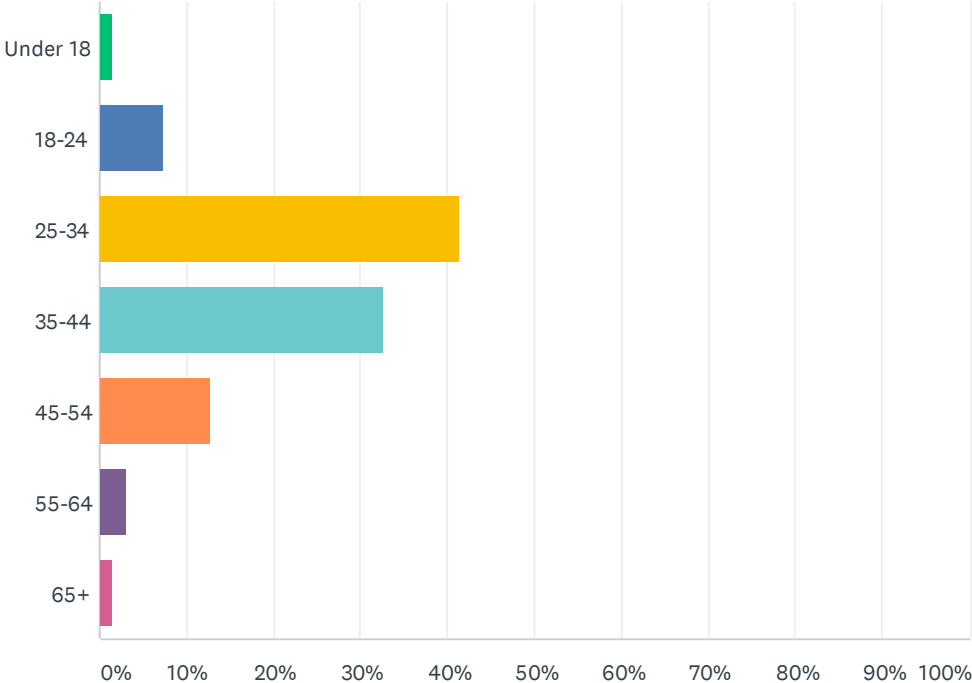
Answered: 287 Skipped: 2



ANSWER CHOICES	RESPONSES	
Acuna Park	5.92%	17
Ashiya Park	7.67%	22
Bicknell Park	0.35%	1
Chet Holifield Park	4.53%	13
Dutch Tot Lot	0.00%	0
Grant Rea Park	6.97%	20
Montebello City Park	18.12%	52
Northridge Mini Park	0.35%	1
Potrero Heights Park	1.74%	5
Reggie Rodriguez Park	52.96%	152
Sanchez Adobe Park	0.35%	1
Taylor Ranch Park	1.05%	3
TOTAL		287

Q3 Please select your age

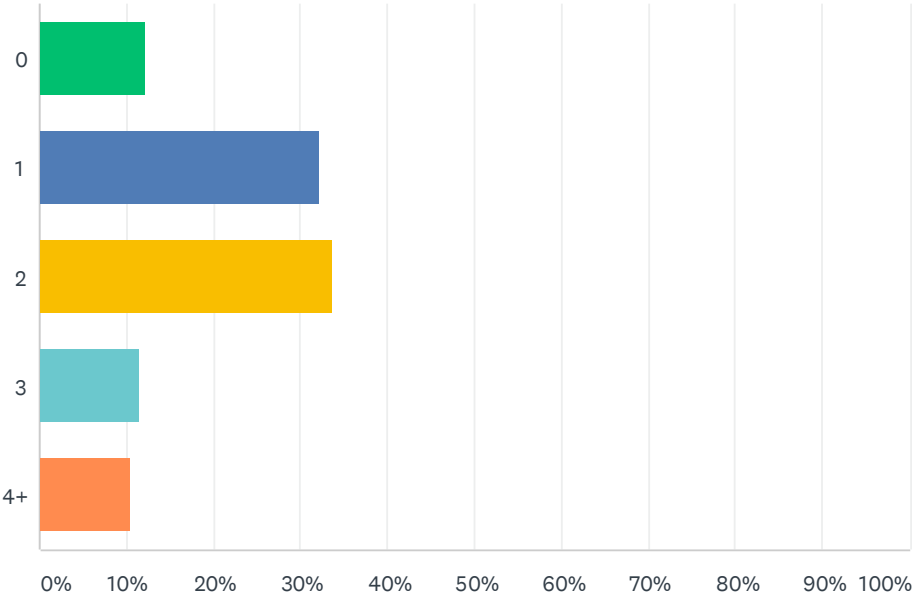
Answered: 288 Skipped: 1



ANSWER CHOICES	RESPONSES	
Under 18	1.39%	4
18-24	7.29%	21
25-34	41.32%	119
35-44	32.64%	94
45-54	12.85%	37
55-64	3.13%	9
65+	1.39%	4
TOTAL		288

Q4 How many kids are in your household?

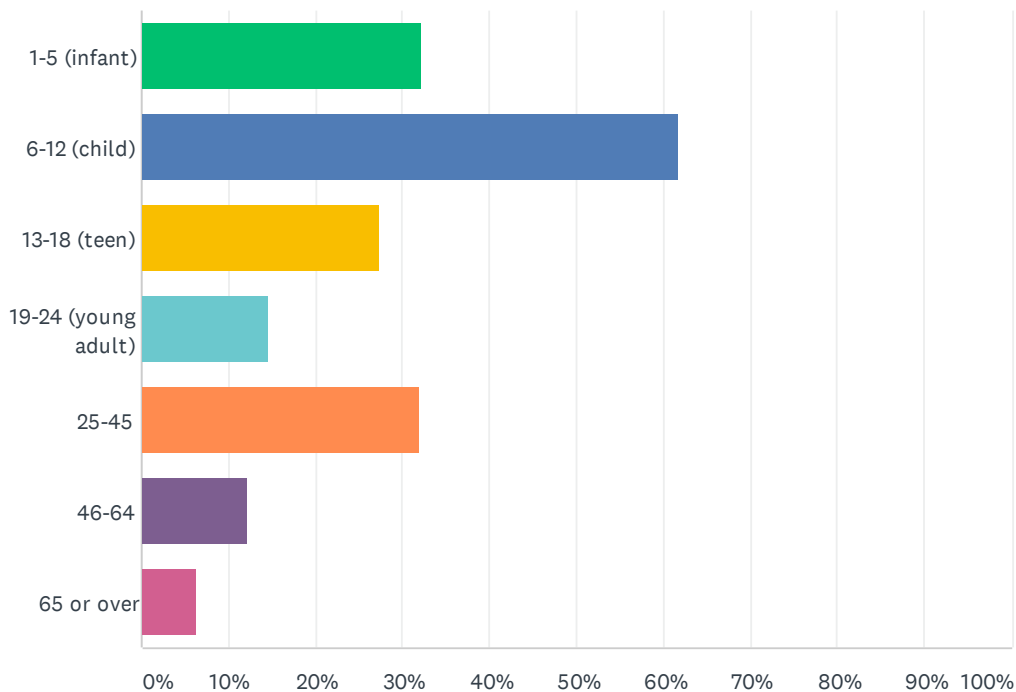
Answered: 288 Skipped: 1



ANSWER CHOICES	RESPONSES	
0	12.15%	35
1	32.29%	93
2	33.68%	97
3	11.46%	33
4+	10.42%	30
TOTAL		288

Q5 What are the ages of the individuals within your household who visit city parks or recreation facilities? (check all that apply)

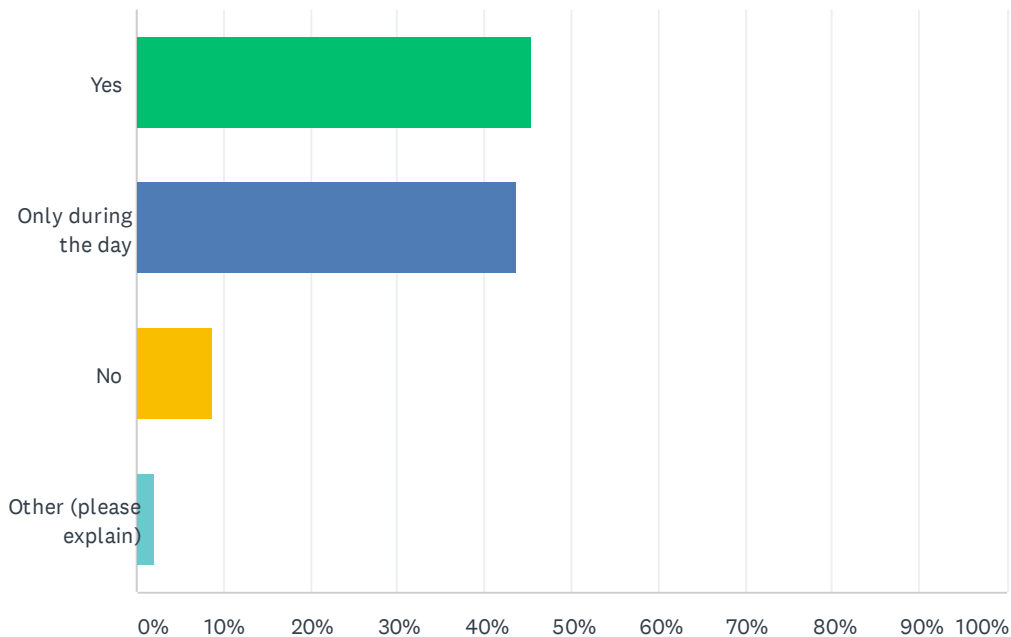
Answered: 288 Skipped: 1



ANSWER CHOICES	RESPONSES
1-5 (infant)	32.29% 93
6-12 (child)	61.81% 178
13-18 (teen)	27.43% 79
19-24 (young adult)	14.58% 42
25-45	31.94% 92
46-64	12.15% 35
65 or over	6.25% 18
Total Respondents: 288	

Q6 Do you feel safe visiting the park?

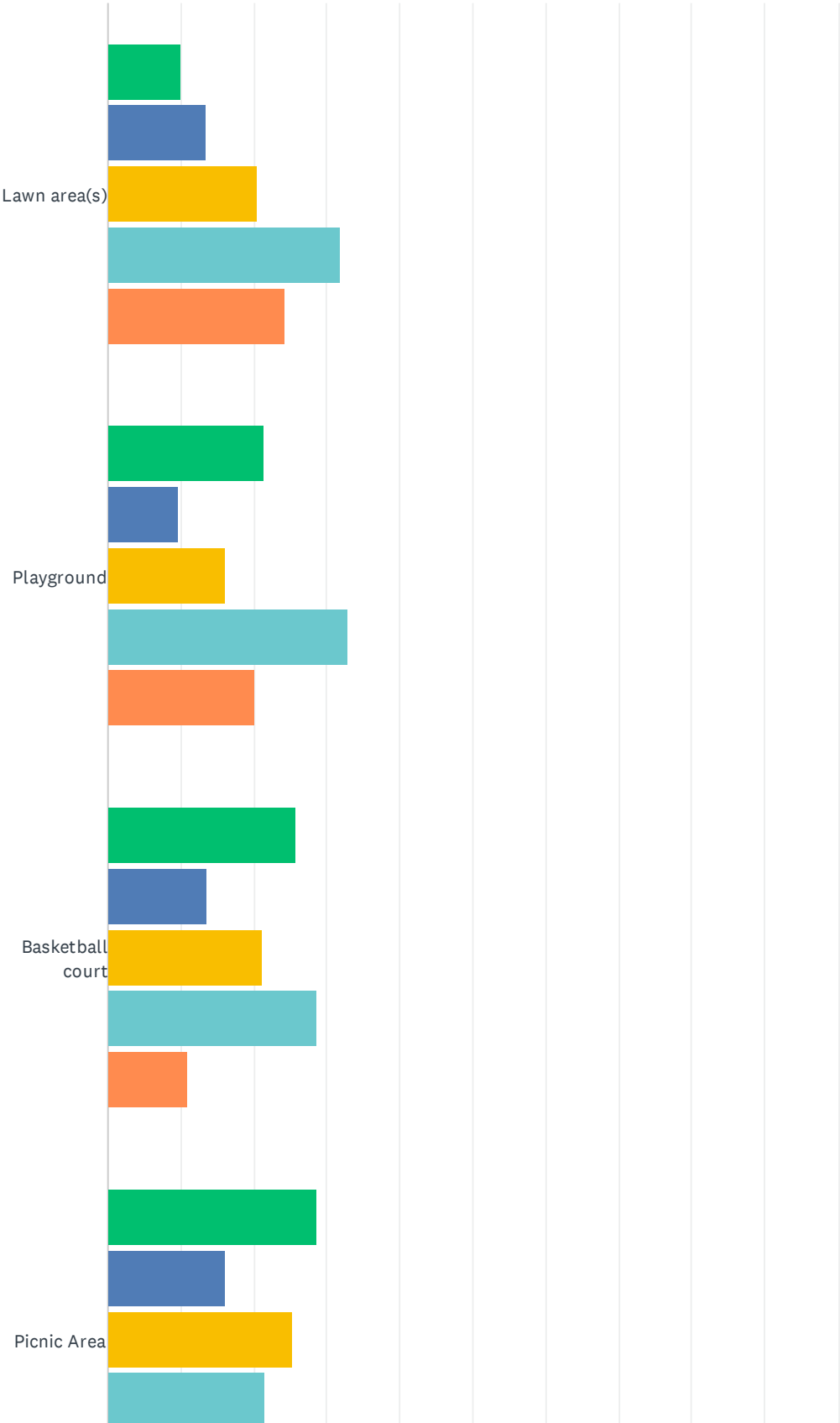
Answered: 275 Skipped: 14



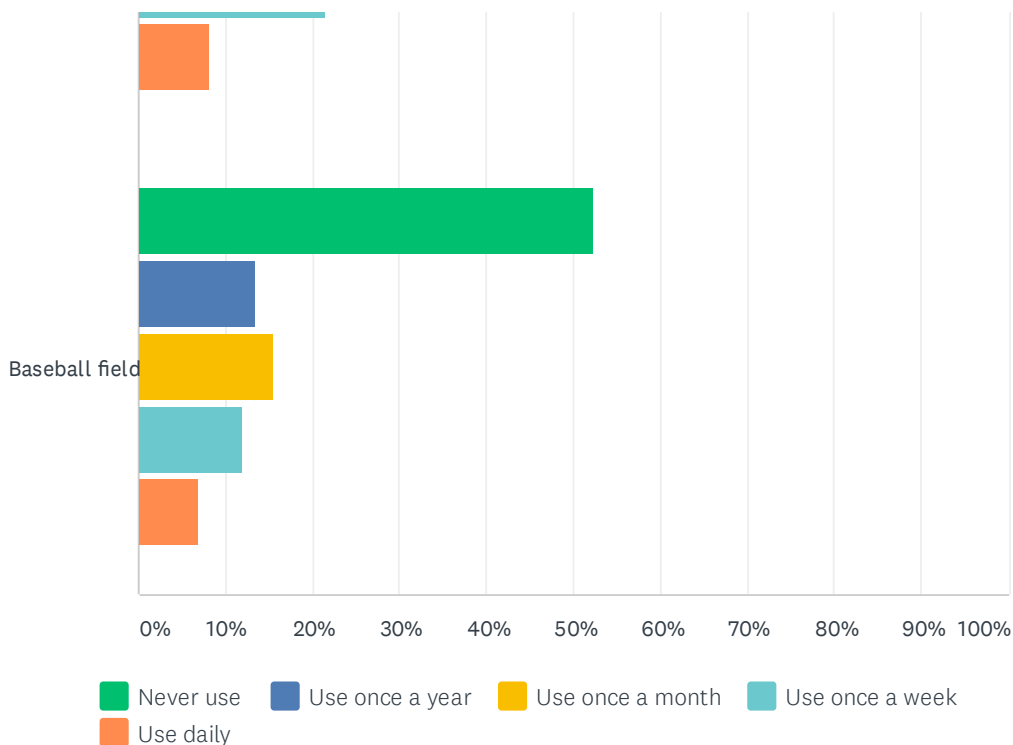
ANSWER CHOICES	RESPONSES	
Yes	45.45%	125
Only during the day	43.64%	120
No	8.73%	24
Other (please explain)	2.18%	6
TOTAL		275

Q7 What areas do you and/or your family use the most?

Answered: 277 Skipped: 12



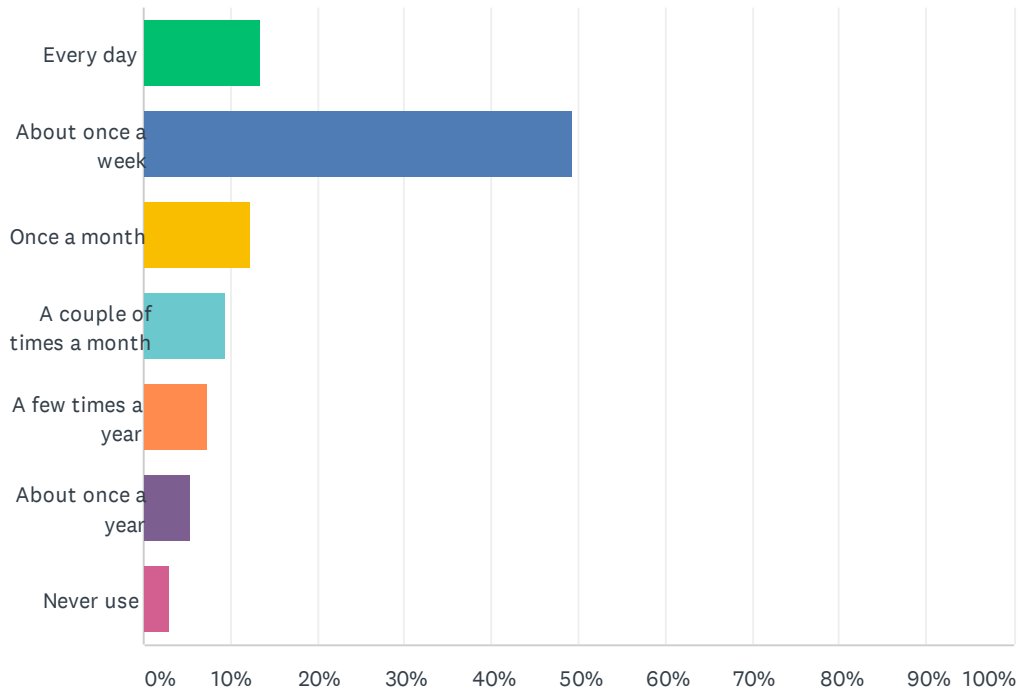
Reggie Rodriguez Park Specific Plan Survey



	NEVER USE	USE ONCE A YEAR	USE ONCE A MONTH	USE ONCE A WEEK	USE DAILY	TOTAL	WEIGHTED AVERAGE
Lawn area(s)	10.07% 27	13.43% 36	20.52% 55	31.72% 85	24.25% 65	268	3.47
Playground	21.27% 57	9.70% 26	16.04% 43	32.84% 88	20.15% 54	268	3.21
Basketball court	25.66% 68	13.58% 36	21.13% 56	28.68% 76	10.94% 29	265	2.86
Picnic Area	28.73% 77	16.04% 43	25.37% 68	21.64% 58	8.21% 22	268	2.65
Baseball field	52.31% 136	13.46% 35	15.38% 40	11.92% 31	6.92% 18	260	2.08

Q8 How often do you use the park?

Answered: 276 Skipped: 13



ANSWER CHOICES	RESPONSES	
Every day	13.41%	37
About once a week	49.28%	136
Once a month	12.32%	34
A couple of times a month	9.42%	26
A few times a year	7.25%	20
About once a year	5.43%	15
Never use	2.90%	8
TOTAL		276

Q9 What issues have you encountered in using park facilities?

Answered: 252 Skipped: 37

#	RESPONSES	DATE
1	This is probably one of the most neglected parks and I hate to say it, it's on the South side where you have lots of families. This definitely needs a facelift and should be priority.	2/16/2021 4:55 PM
2	none	2/13/2021 8:52 PM
3	Trash on location	2/13/2021 8:40 AM
4	Homeless, and dirty bathroom with no toilet paper or hand soap or paper towels.	2/12/2021 11:44 PM
5	Teens making out	2/12/2021 10:42 PM
6	None	2/12/2021 10:03 PM
7	Deteriorated bathrooms, dirty playground and homeless at picnic areas.	2/12/2021 2:55 PM
8	Alot of bums and homeless	2/12/2021 2:02 PM
9	People smoking and drinking	2/12/2021 12:03 PM
10	Bathrooms not clean	2/12/2021 11:51 AM
11	Dirty Restrooms	2/12/2021 10:56 AM
12	Concerned with the safety of the park. I don't go to this park other than to watch the kids play baseball. In December a young man was killed and I'm concerned for the children and young individuals that use the park frequently.	2/12/2021 10:40 AM
13	Restrooms need to be cleaned and redone. It is a great area but needs to be updated. Sometimes wrong crowds of people hanging out there. Having patrol every so often would be nice.	2/12/2021 10:30 AM
14	Trash and homeless	2/12/2021 10:26 AM
15	It's dark	2/12/2021 10:13 AM
16	The bathrooms weren't properly working	2/12/2021 10:06 AM
17	We refuse to use the restrooms there because they are always very dirty. In the event one of us has to use the restroom, we eventually end up cutting our visit short so that we can drive home and use the restroom in the comfort of our own home. There has been times where my children had to rinse their hands with water after eating ice cream and I saw several razor blades thrown on the floor, used condoms, no toilet paper or seat covers, and we weren't able to dry our hands anywhere. I do not recall if the hand dryer/blower was not functioning or if there was not one in place. Regardless, the bathrooms are not kept up where children can access it comfortably. Also, the fact that any type of smoking and drinking alcoholic beverages are allowed in a zone where children play should be prohibited. This is a major factor why I limit park visits due to these encounters. I have respiratory issues and the smell of cigarettes, cigars, marijuana and vapes, triggers my asthma. My concern is that I do not want my children playing in a Park where they are constantly breathing these toxic fumes from someone who is less than 20 feet away. We eventually have to move to a further location and unfortunately, we come across the same situation where again, we have to end our visit to the park early due to the fumes.	2/12/2021 9:17 AM
18	Dirty restrooms	2/12/2021 7:27 AM
19	Homeless people	2/12/2021 5:04 AM
20	Not enough lighting at night. I don't feel safe after the evening.	2/12/2021 4:15 AM
21	Cleanliness, broken glass, people drinking and smoking weed in park, homeless, and dirty restrooms.	2/11/2021 11:49 PM

Reggie Rodriguez Park Specific Plan Survey

22	I saw many beer bottles I'm the parking area and I witnessed diarrhea in the wall next to the baseball field.	2/11/2021 10:15 PM
23	None	2/11/2021 8:53 PM
24	Dirty seats, dirty restroom	2/11/2021 8:03 PM
25	Some parks are unkept and not maintained and updated. Not safe at night. Our city needs a dog park too.	2/11/2021 7:00 PM
26	Homeless	2/11/2021 6:41 PM
27	No sports for my Kids to stay active.	2/11/2021 6:20 PM
28	Drug use ,dirty restroom, graffiti	2/11/2021 6:17 PM
29	Restrooms are dirty, basketball courts need enhancements, playground equipment enhancements, better lighting	2/11/2021 6:13 PM
30	Animal waste on the law. Men drinking alcohol and smoking.	2/11/2021 5:24 PM
31	Nothing	2/11/2021 4:58 PM
32	Sketchy people in the parking lot I do not feel safe having my children play there unless I am right beside them	2/11/2021 4:44 PM
33	A lot of people around smoking marijuana, and I have seen more homeless than before in this park.	2/11/2021 4:16 PM
34	Needs lighting at night, needs walking and jogging trails. Like to see nice level soccer field	2/11/2021 4:16 PM
35	Not child friendly	2/11/2021 4:01 PM
36	The bathroom are ugly	2/11/2021 3:53 PM
37	restroom are bad	2/11/2021 3:46 PM
38	The facility is fine. The lingering adults are skeptical.	2/11/2021 3:43 PM
39	Drug use/drinking. Sometimes poor conditions in bathroom	2/11/2021 3:42 PM
40	None	2/11/2021 3:39 PM
41	homeless/drug addict people	2/11/2021 3:34 PM
42	Suspicious carectors	2/11/2021 11:54 AM
43	Dead grass, graffiti, old fence	2/11/2021 9:35 AM
44	None	2/11/2021 9:31 AM
45	Dog poop litter and homeless. Also our parks seem outdated compared to local cities	2/11/2021 9:13 AM
46	Homeless	2/9/2021 8:50 PM
47	homelessness and substance users	2/9/2021 2:51 PM
48	Restrooms are not clean. We need better lit pathways for part of the year when there is less sunlight.	2/5/2021 1:43 PM
49	Reggie is unsafe. Not enough police patrol the area. You many homeless frequent the area. Restrooms are unkept. Never is there soap. Toilets are terribly maintained. Hand dryers fail often	2/3/2021 5:47 PM
50	Dogs not on leashes	2/3/2021 4:15 PM
51	Dog shit	2/3/2021 8:08 AM
52	Too dark at night	2/2/2021 8:15 PM
53	More lights at night	2/2/2021 10:44 AM
54	Safety	2/1/2021 10:46 PM

Reggie Rodriguez Park Specific Plan Survey

55	Closed. No workout area/pull up bars, etc. Basketball courts dirty. No basketball nets.	2/1/2021 3:02 PM
56	We would practice here for Soccer. The restrooms were never open and would have homeless people or people with shopping carts in the restroom vicinity. The lights would not turn on during practice. Did not feel safe after the sun goes down..	2/1/2021 12:27 PM
57	There are few rest areas	2/1/2021 11:44 AM
58	Needles Used Condoms All drugs/pills Blood Bullet casings Guns	2/1/2021 10:55 AM
59	There are few comfortable rest areas and related rest facilities	2/1/2021 10:44 AM
60	non applicable	2/1/2021 10:15 AM
61	There are few comfortable rest areas and related rest facilities	2/1/2021 9:10 AM
62	There are few scenic rest areas and related rest facilities	2/1/2021 5:41 AM
63	Worry about the danger of the facilities in the park to children	1/31/2021 9:05 PM
64	A person was killed there recently.	1/31/2021 8:56 PM
65	none	1/31/2021 7:29 PM
66	There are too few devices. Sometimes people queue up to use them	1/31/2021 6:40 PM
67	I didn't get any problem in using the facilities.	1/31/2021 6:24 PM
68	Poor lighting at night. Restroom needs repairs and hardly stocked with supplies.	1/31/2021 8:54 AM
69	There's too much trash	1/31/2021 6:01 AM
70	It 's good, I didn't have any issue.	1/31/2021 1:31 AM
71	So far , I didn't get any issues.	1/31/2021 12:31 AM
72	Restrooms are extremely dirty. Lots of people doing drugs near the restrooms, parking lot and throughout the park	1/31/2021 12:27 AM
73	There are often people walking around the basketball court	1/30/2021 9:48 PM
74	The basketball court is less equipped	1/30/2021 9:42 PM
75	There are fewer walking paths	1/30/2021 9:35 PM
76	Bad parking	1/30/2021 9:27 PM
77	The street lamps are a little dark at night	1/30/2021 9:21 PM
78	There are too few running surfaces in the park	1/30/2021 9:16 PM
79	The basketball court is a bit old	1/30/2021 9:09 PM
80	The children's amusement facilities are not very complete	1/30/2021 9:04 PM
81	At some times, the park is appeared crowded.	1/30/2021 9:03 PM
82	Toilet facilities are old and not cleaned in time	1/30/2021 8:58 PM
83	The picnic communal area is relatively small	1/30/2021 8:51 PM
84	The shared lawn would be better if it were bigger	1/30/2021 8:39 PM
85	There are fewer facilities for children	1/30/2021 8:27 PM
86	The elderly have less exercise equipment	1/30/2021 8:03 PM
87	The light is a little dim at night	1/30/2021 7:56 PM
88	However, there is a lack of monitoring equipment in the park and loopholes exist in safety supervision. There are also dilapidated park hedgerows, public facilities are not sound or damaged	1/30/2021 7:27 PM
89	Safety equipment	1/30/2021 9:05 AM

Reggie Rodriguez Park Specific Plan Survey

90	Occasionally many people, lack of peace and ease	1/30/2021 8:37 AM
91	Some items need to be queued	1/30/2021 8:19 AM
92	Swings seem old, before pandemic water fountains not working. Needs to be more cleaner and inviting	1/30/2021 5:36 AM
93	Aging of some facilities	1/30/2021 5:15 AM
94	Lack of an elderly activity area	1/30/2021 4:07 AM
95	The seats on the road are damaged	1/30/2021 3:54 AM
96	Public restrooms are a little sparse	1/30/2021 3:45 AM
97	The parkway is a little shabby	1/30/2021 3:29 AM
98	There aren't many places for children to play	1/30/2021 3:19 AM
99	There are still fewer sports	1/30/2021 3:08 AM
100	The park is not very clean	1/30/2021 2:55 AM
101	Public toilets are not very sanitary	1/30/2021 2:45 AM
102	Parkway was partially damaged	1/30/2021 2:35 AM
103	The sports equipment is partially damaged	1/30/2021 2:25 AM
104	The basketball hoop on the playground is a little crooked	1/30/2021 2:15 AM
105	There is some damage to the park seat	1/30/2021 2:06 AM
106	Several of the lawn stools are broken	1/30/2021 2:00 AM
107	Less green plants, summer is not heatstroke	1/30/2021 1:56 AM
108	Rest positions on the basketball court are a little short	1/30/2021 1:50 AM
109	The park road is not very smooth	1/30/2021 1:44 AM
110	Hygiene is not very good, the equipment is old	1/30/2021 1:42 AM
111	One of the toilets in the toilet is broken	1/30/2021 1:38 AM
112	The overall equipment is relatively simple	1/30/2021 1:30 AM
113	The fence around the football field has some bad spots	1/30/2021 1:28 AM
114	When playing basketball feel the basketball frame shaking, there are safety risks	1/30/2021 1:19 AM
115	Less fitness equipment	1/30/2021 1:12 AM
116	The toilet is not hygienic	1/30/2021 1:09 AM
117	One of the toilets doesn't come out when I go to the bathroom	1/30/2021 1:00 AM
118	The football gate is loose. It's a safety hazard	1/30/2021 12:51 AM
119	No problems, very good	1/30/2021 12:46 AM
120	There aren't many bathrooms	1/30/2021 12:39 AM
121	Some of the stools are broken	1/30/2021 12:39 AM
122	The grass on the football field is a little bad	1/30/2021 12:30 AM
123	The seats are a few wobbly	1/30/2021 12:16 AM
124	Facilities damage	1/30/2021 12:12 AM
125	Add public restrooms in parks	1/30/2021 12:06 AM
126	There is no	1/30/2021 12:00 AM
127	Some of the seats on the football field are broken	1/30/2021 12:00 AM

Reggie Rodriguez Park Specific Plan Survey

128	Add public restrooms in parks	1/29/2021 11:54 PM
129	Facilities damage	1/29/2021 11:48 PM
130	The basketball hoop seems to be broken. It's shaking. It's a safety hazard	1/29/2021 11:46 PM
131	Add public restrooms in parks	1/29/2021 11:45 PM
132	Add public restrooms in parks	1/29/2021 11:35 PM
133	Facilities damage	1/29/2021 11:32 PM
134	Add public restrooms in parks	1/29/2021 11:27 PM
135	Overloaded trash bins	1/29/2021 11:26 PM
136	Some of the seats are broken	1/29/2021 11:18 PM
137	Facility damage	1/29/2021 11:18 PM
138	Add public restrooms in parks	1/29/2021 11:17 PM
139	Inadequate public facilities	1/29/2021 11:17 PM
140	Too few lawn seats in the park	1/29/2021 11:08 PM
141	Unsound or damaged public facilities	1/29/2021 11:07 PM
142	Seating facilities are few	1/29/2021 11:05 PM
143	The disorderly	1/29/2021 10:54 PM
144	The basketball hoop can be replaced. It's starting to shake. It's not safe	1/29/2021 10:51 PM
145	When using public facilities while walking in the park, we found that some public facilities were damaged.	1/29/2021 10:49 PM
146	There are no lanes	1/29/2021 10:46 PM
147	No water park	1/29/2021 10:45 PM
148	Some areas need to be reinforced	1/29/2021 10:38 PM
149	A piece of the grass on the football pitch is broken and needs mending	1/29/2021 10:37 PM
150	Lots of holes in grass. Trip easily. High drug use. Smells like marijuana and even located needles by dugout. Increase of transient people. Park is poorly lit and monitored.	1/29/2021 10:37 PM
151	I had no problems	1/29/2021 10:37 PM
152	Poor facilities for children	1/29/2021 10:23 PM
153	There are so few benches in the park that some of the paint is off	1/29/2021 10:16 PM
154	It is not taken care of anymore. Restroom are dirty, the court is outdated, there are not enough picnic tables, and the playground is outdated. ALso, there seems to be a lot of scary ppl hanging out there.	1/29/2021 10:12 PM
155	Poor facilities for children	1/29/2021 10:01 PM
156	There are so many people on the basketball court that sometimes children can only watch but not play	1/29/2021 10:00 PM
157	Homeless people... teenagers smoking in the parking lot and doing other things not park related	1/29/2021 9:46 PM
158	Poor facilities for children	1/29/2021 9:44 PM
159	Clean and perfect	1/29/2021 9:43 PM
160	Children's facilities are not many, I took the children to, there is no, many children, children's facilities are few	1/29/2021 9:42 PM
161	Restroom	1/29/2021 9:39 PM

Reggie Rodriguez Park Specific Plan Survey

162	unleashed dogs, Homeless people that seem to be mentally ill	1/29/2021 8:46 PM
163	There are few recreational facilities for children	1/29/2021 8:42 PM
164	No, when the kids go to the basketball court, someone goes to the basketball court, can't play	1/29/2021 8:41 PM
165	Sometimes it's not convenient to go to the toilet	1/29/2021 8:13 PM
166	No issues	1/29/2021 8:01 PM
167	Very clean	1/29/2021 7:57 PM
168	Not much to do there	1/29/2021 7:24 PM
169	Litter, dirty benches, unsafe large gatherings	1/29/2021 5:42 PM
170	In the past.....loitering	1/29/2021 2:58 PM
171	Drug transactions and gang member gatherings	1/29/2021 2:37 PM
172	Restroom cleanliness	1/29/2021 1:39 PM
173	Just doesn't feel safe since there is never security. Stopped going because does not feel safe.	1/29/2021 1:28 PM
174	Garbage scattered	1/29/2021 1:11 PM
175	No running path	1/29/2021 12:51 PM
176	The play grounds not staying open. Trash around area. Homeless sleeping around park.	1/29/2021 12:53 AM
177	Safety.	1/28/2021 10:55 PM
178	Weirdos hanging out at the benches.	1/28/2021 10:14 PM
179	i like that it has where to park comfortably	1/28/2021 8:46 PM
180	There's not enough lighting. We've gone for baseball practices and it doesn't feel safe anywhere away from the baseball fields at night.	1/28/2021 8:26 PM
181	None of the above	1/28/2021 7:59 PM
182	Lights for night walks	1/28/2021 7:15 PM
183	This is not the only park I utilize. I utilized Potrero heights park, 5 days a week for extended day care. There were issues with homeless, drug users, and people causing disorder. There is no park ranger and no park staff to deal with these issues.	1/28/2021 5:41 PM
184	I have seen personally but I have heard of bad people going there occasionally	1/28/2021 4:45 PM
185	The biggest issues we have are the transients that come and go. I do not feel safe having my kids around them. I also feel it does not have enough covered picnic areas.	1/28/2021 3:47 PM
186	No lights after dark in the summer	1/28/2021 2:47 PM
187	Homelessness	1/28/2021 1:32 PM
188	Drunks, drugees , and homeless	1/28/2021 1:01 PM
189	Homeless setting up in front of bathrooms, bleachers looked like they haven't been sprayed down in months, Large holes in the lawn area	1/28/2021 12:42 PM
190	No maintenance, restroom is always closed. Poor lighting.	1/28/2021 11:44 AM
191	Not safe	1/28/2021 11:05 AM
192	Young teens having sex. My kid and I left and couldn't believe what I was seeing in broad daylight.	1/28/2021 9:40 AM
193	Dirty restroom, homeless people in parking lot all day and more at night.	1/28/2021 9:27 AM
194	None. I've driven by and the park does not offer much for active use besides walking around	1/28/2021 8:56 AM
195	None	1/28/2021 8:42 AM
196	Is not a clean park, restrooms are dirty park needs to get remodeled!.	1/28/2021 8:37 AM

Reggie Rodriguez Park Specific Plan Survey

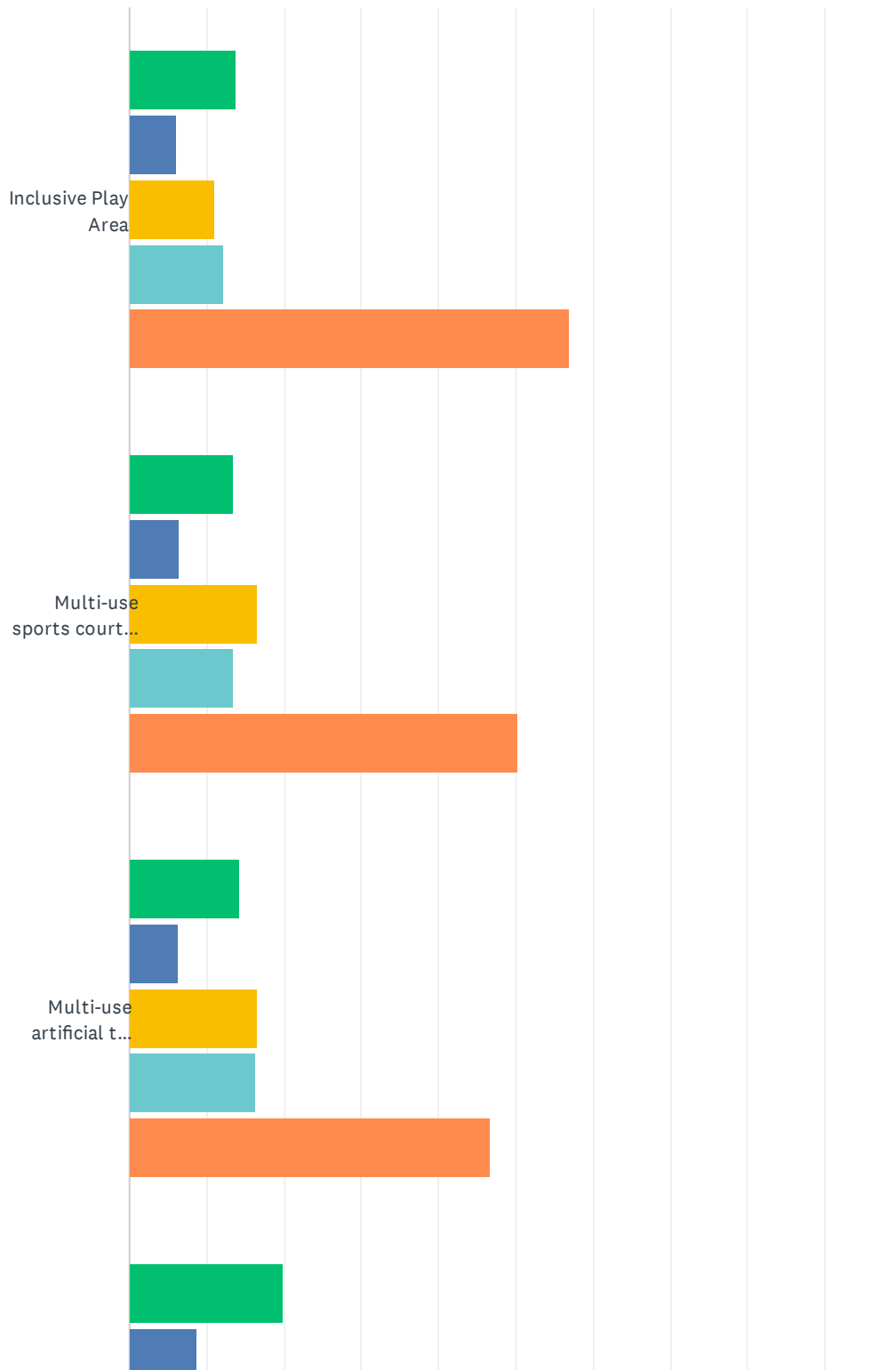
197	it's a really ugly park	1/28/2021 8:30 AM
198	needs improvement in bathrooms	1/28/2021 8:30 AM
199	None	1/28/2021 8:27 AM
200	Dirty, old, or closed restroom. Trash and graffiti on kids playground.	1/28/2021 12:06 AM
201	Bathroom is always very unwell kept. There is always trash in the playground area mixed with floor rubber. Its pretty dark in alot of areas.	1/27/2021 11:39 PM
202	Dirty restroom	1/27/2021 7:03 PM
203	Children playground needs to be update	1/27/2021 3:04 PM
204	More lighting Maybe even having security	1/27/2021 1:51 PM
205	Overall park needs to be updated.	1/27/2021 9:57 AM
206	people using drugs drinking alcohol and people getting kill in the park	1/27/2021 6:15 AM
207	It needs a better playground, better parking lot. No smoke signs. Workout machines for the public.	1/27/2021 1:17 AM
208	The restrooms don't feel safe, they are too small and not clean.	1/27/2021 12:58 AM
209	Mariguana use	1/26/2021 10:52 PM
210	None	1/26/2021 8:17 PM
211	Not enough parking during sports activities and security	1/26/2021 8:02 PM
212	None	1/26/2021 7:02 PM
213	Bathrooms are sub standard.	1/26/2021 6:00 PM
214	Homeless and secluded and dark	1/26/2021 4:45 PM
215	Lot of homeless and stretchy encounters	1/26/2021 4:06 PM
216	Lack of lighting and the bathrooms could benefit from renovations.	1/26/2021 3:32 PM
217	There are to many homeless people around the park.	1/26/2021 3:00 PM
218	Drug abuse	1/26/2021 2:47 PM
219	Restroom, the ones outside not so clean. And wainos.	1/26/2021 2:43 PM
220	Nope	1/26/2021 2:35 PM
221	A lot of homeless and not a lot of police patrolling	1/26/2021 2:21 PM
222	I'm a mother trying to loose the baby weight a walking path or cement going all around the park would be nice. There's only certain places I can walk with a stroller or the children can ride a bike.	1/26/2021 2:08 PM
223	There is suspicious looking men lurking the area	1/26/2021 12:51 PM
224	Dirty, druggies	1/26/2021 12:43 PM
225	People smoke mariguana most of the time we go smells.	1/26/2021 12:42 PM
226	Homeless people scare the kids	1/26/2021 12:35 PM
227	Bathrooms	1/26/2021 12:26 PM
228	Strange people	1/26/2021 12:17 PM
229	The only thing that bothers me is that people take their dogs and don't have a leash on. Sometimes the dogs come and jump on us like playing but I don't really appreciate that. I don't have anything against dogs but I don't want them all over me.	1/26/2021 12:17 PM
230	People drinking and cholos	1/26/2021 11:49 AM
231	Need an upgrade	1/26/2021 11:32 AM

Reggie Rodriguez Park Specific Plan Survey

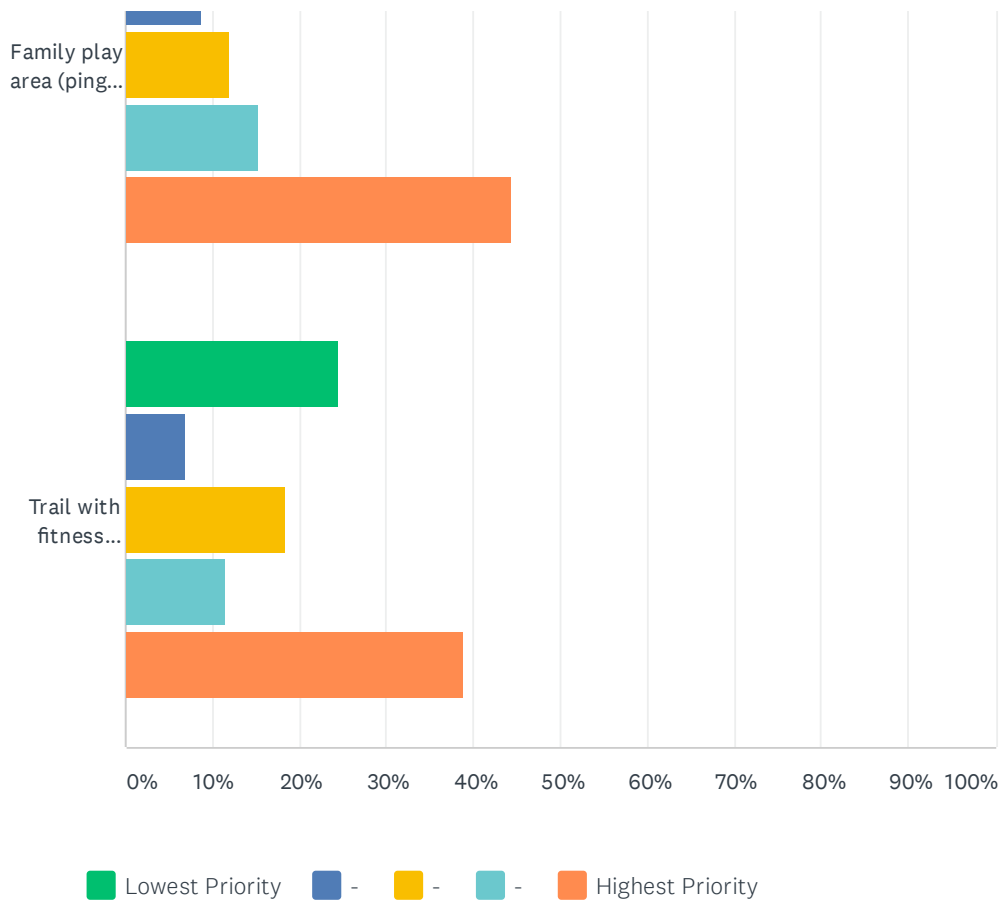
232	Lack of supervision lack of lighting huge homeless issues dirty and some spray paint in area. The park needs to feel more welcoming with nice curb appeal. The restrooms definitely need to be addressed and made more modern and nicer. I feel from time to time police and staff spot checks would be helpful.	1/26/2021 11:29 AM
233	The Homeless that are by the parking area and restrooms. I don't feel the restrooms are clean and safe.	1/26/2021 11:24 AM
234	Bums smoking and drinking	1/26/2021 11:20 AM
235	It doesn't feel safe at night. Not necessarily the park itself but the surrounding areas.	1/26/2021 11:18 AM
236	People smoking weed and other illegal activities.	1/26/2021 11:14 AM
237	The park is outdated (including the courts, playarea and community center). I live really close by Reggie park but prefer to drive to Whittier to use their parks.	1/26/2021 11:14 AM
238	Homeless people hanging around.	1/26/2021 11:11 AM
239	Need a soccer field with goals and plenty of lighting. Need nice walking and jogging trails	1/26/2021 11:09 AM
240	Too many weed smokers and pet owners who don't pick up their dog's mess	1/26/2021 11:06 AM
241	Non, it's pretty clean.	1/26/2021 11:01 AM
242	Safety and lighting	1/26/2021 10:57 AM
243	Sometimes on the lawn there are homeless sleeping in the grass and they urinate next to the trees. The restrooms are really dirty I don't even want to use them. I have my kids go before we leave. The playground needs repair or update.	1/26/2021 10:54 AM
244	N/A	1/26/2021 10:50 AM
245	None	1/26/2021 10:45 AM
246	none	1/26/2021 10:44 AM
247	Dirty bathrooms, homeless	1/26/2021 10:39 AM
248	N/A	1/26/2021 10:35 AM
249	NA	1/26/2021 10:34 AM
250	A lot of homeless smoking. Or taking over tables	1/26/2021 10:33 AM
251	Dirty slides,poop on lawns. Dirty tables some kids can be mean random people seating in front of playground staring	1/26/2021 10:32 AM
252	security, cleanliness of restroom	1/26/2021 10:29 AM






Q10 Specific Park Amenities: Please tell us your priority for including the following potential park amenities in the site plan from lowest to highest. (Note, please try to select an amenity in each column and limit response to 3 checks per priority).

Answered: 264 Skipped: 25



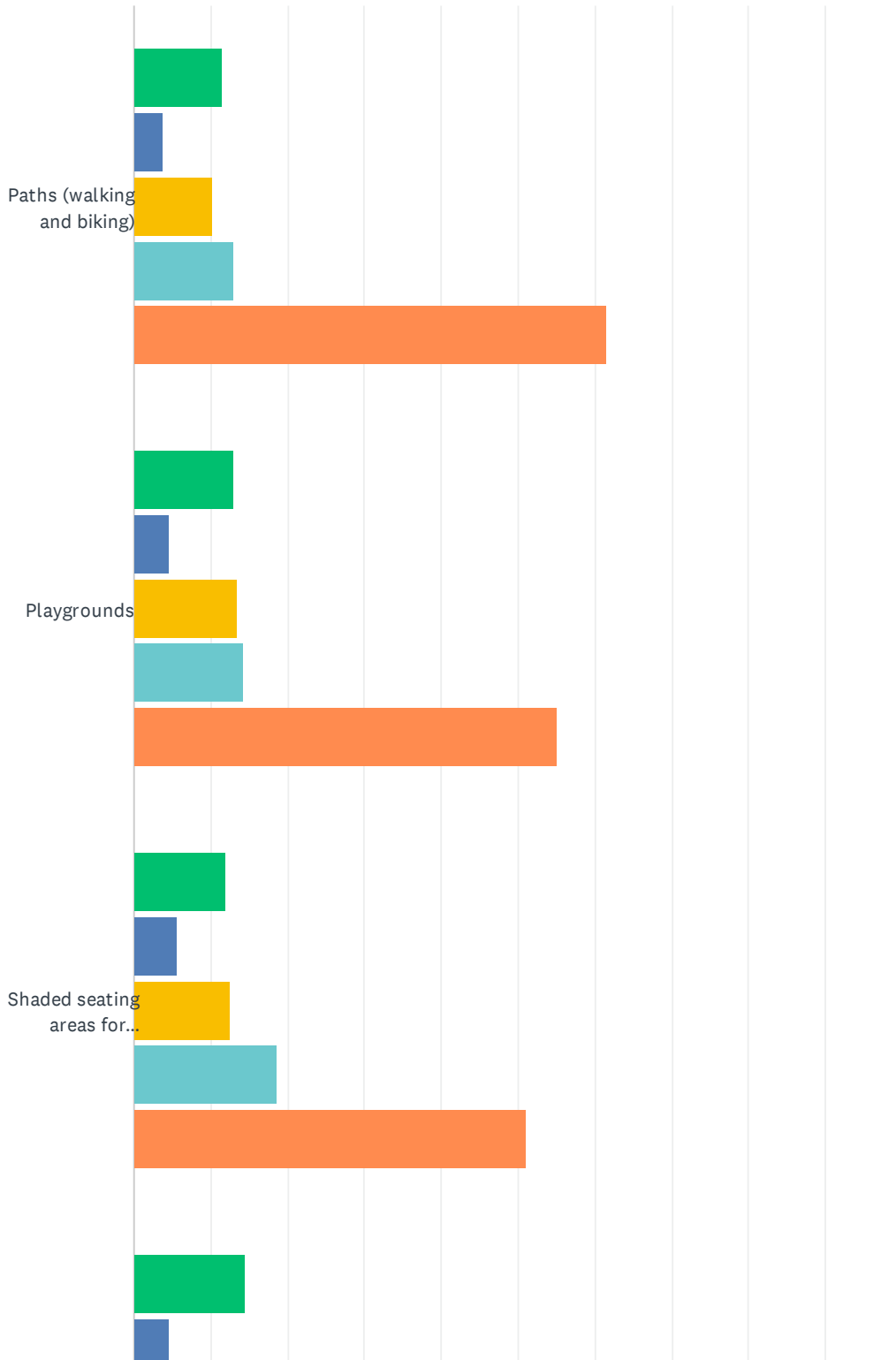
Reggie Rodriguez Park Specific Plan Survey



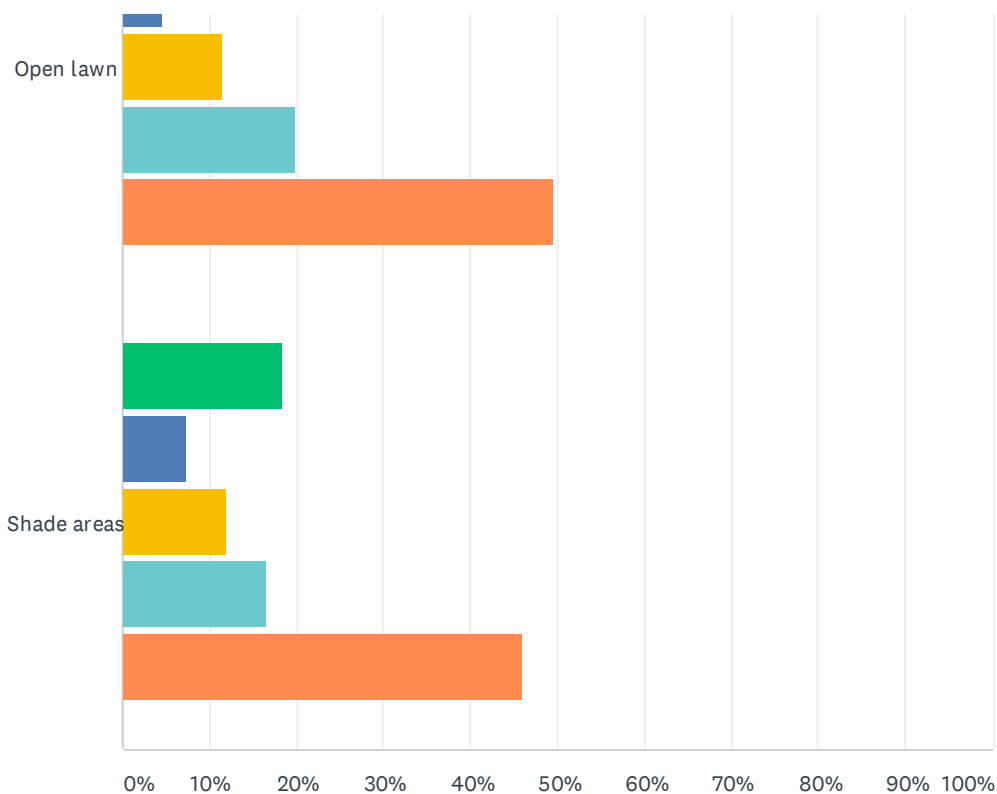
	LOWEST PRIORITY	-	-	-	HIGHEST PRIORITY	TOTAL	WEIGHTED AVERAGE
 Inclusive Play Area	13.74% 36	6.11% 16	11.07% 29	12.21% 32	56.87% 149	262	3.92
 Multi-use sports court (one court)	13.41% 35	6.51% 17	16.48% 43	13.41% 35	50.19% 131	261	3.80
 Multi-use artificial turf field (small)	14.29% 37	6.18% 16	16.60% 43	16.22% 42	46.72% 121	259	3.75
 Family play area (ping pong, corn hole, etc.)	19.85% 52	8.78% 23	11.83% 31	15.27% 40	44.27% 116	262	3.55
 Trail with fitness equipment	24.43% 64	6.87% 18	18.32% 48	11.45% 30	38.93% 102	262	3.34

Q11 New Park Amenities: Please tell us your priority for updating the following general park amenities in the site plan from lowest to highest. (Note, please try to select an amenity in each column and limit response to 3 checks per priority).






Answered: 263 Skipped: 26



Reggie Rodriguez Park Specific Plan Survey

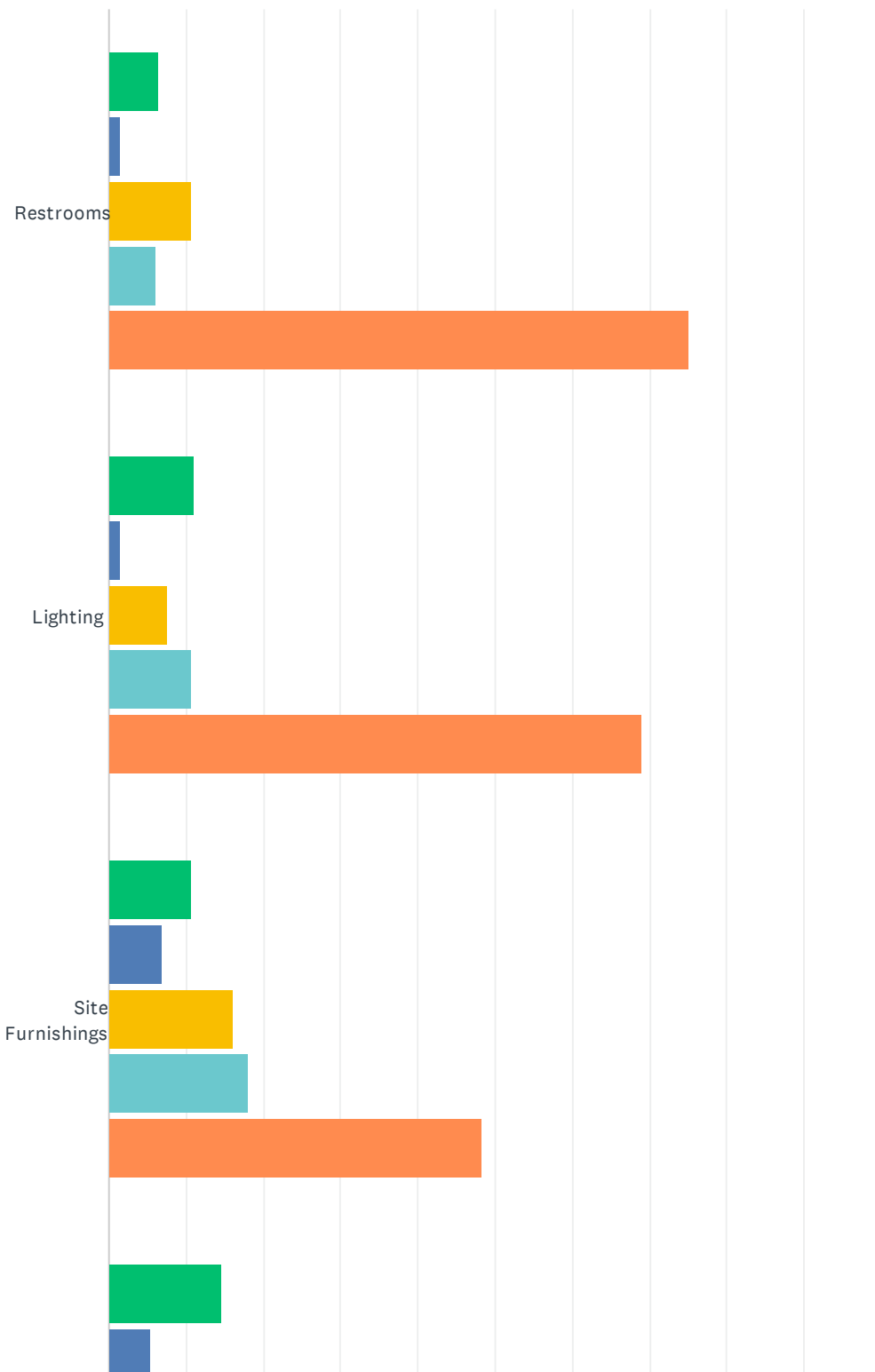


■ Lowest Priority
 ■ -
 ■ -
 ■ -
 ■ Highest Priority

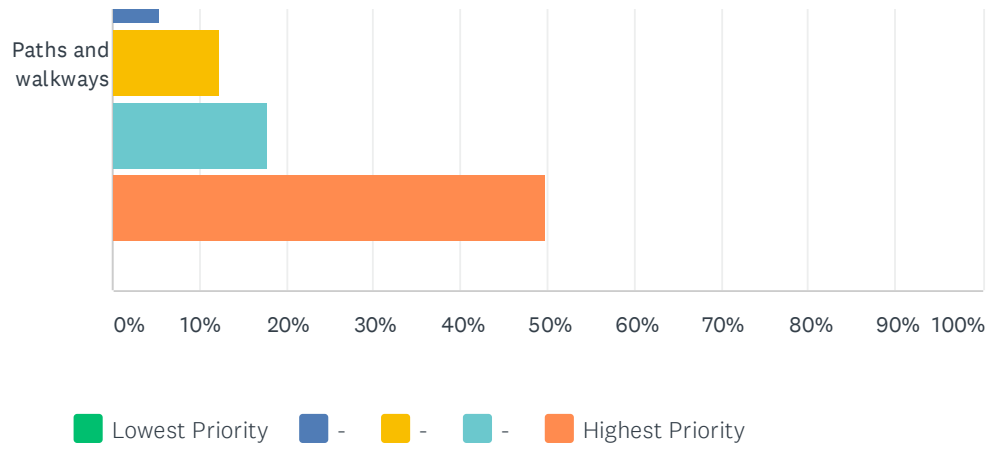
	LOWEST PRIORITY	-	-	-	HIGHEST PRIORITY	TOTAL	WEIGHTED AVERAGE
 Paths (walking and biking)	11.41% 30	3.80% 10	10.27% 27	12.93% 34	61.60% 162	263	4.10
 Playgrounds	12.98% 34	4.58% 12	13.36% 35	14.12% 37	54.96% 144	262	3.94
 Shaded seating areas for social gatherings	11.83% 31	5.73% 15	12.60% 33	18.70% 49	51.15% 134	262	3.92
 Open lawn	14.50% 38	4.58% 12	11.45% 30	19.85% 52	49.62% 130	262	3.85
 Shade areas	18.39% 48	7.28% 19	11.88% 31	16.48% 43	45.98% 120	261	3.64





Q12 Improved Park Amenities: Please tell us your priority for updating the following general park amenities in the site plan from lowest to highest. (Note, please try to select an amenity in each column and limit response to 3 checks per priority).

Answered: 262 Skipped: 27



Reggie Rodriguez Park Specific Plan Survey



	LOWEST PRIORITY	-	-	-	HIGHEST PRIORITY	TOTAL	WEIGHTED AVERAGE
 Restrooms	6.51% 17	1.53% 4	10.73% 28	6.13% 16	75.10% 196	261	4.42
 Lighting	11.07% 29	1.53% 4	7.63% 20	10.69% 28	69.08% 181	262	4.25
 Site Furnishings	10.73% 28	6.90% 18	16.09% 42	18.01% 47	48.28% 126	261	3.86
 Paths and walkways	14.67% 38	5.41% 14	12.36% 32	17.76% 46	49.81% 129	259	3.83

**Q13 Do you have any thoughts or feedback on the site plan shown above?
Your computer may be able to zoom in on this plan
at <https://i.imgur.com/EAcLVHU.jpg>**

Answered: 184 Skipped: 105

#	RESPONSES	DATE
1	Looks pretty comprehensive. I definitely think that priority should be given to family areas and the soccer/sports fields and playground areas because I feel that would be highly utilized in this area, above the trail loop or even the fitness stations.	2/16/2021 4:59 PM
2	will the parking lot have permeable asphalt?	2/13/2021 8:57 PM
3	I would really add the bathroom sould only be used with a key given by personal to enter. To many homeless or drug addicts use and dirty bathrooms our children use.	2/12/2021 11:49 PM
4	None	2/12/2021 10:04 PM
5	Additional picnic areas	2/12/2021 2:58 PM
6	No	2/12/2021 2:05 PM
7	I'd like to see more open areas where sports can't take over. I have a 1 year old and 8 year old and they love to just run around on the grass	2/12/2021 12:08 PM
8	The plan looks very nice, i love all the new amenities and areas to play. My only concern would be that there are too many multi use sports fields. I believe the single baseball area is enough, or one other on the top left corner, seeing that a path would be near this area which could be open field for a multitude of activities. Everything else looks great.	2/12/2021 11:13 AM
9	No	2/12/2021 10:42 AM
10	Love the plan! Hope it gets approved and will be completed.	2/12/2021 10:34 AM
11	I think it would be nice to have a trail going around the perimeter of the park with lights for those who want to run in low light conditions	2/12/2021 10:13 AM
12	I would highly suggest a connected bike trail especially for the children where they can use the trail to circle the park completely (or at least a good portion of the park). Please consider this suggestion as my children love to ride their bikes, however, it is difficult to find any safe areas to do so nearby. I feel that the park is large enough to continue the trail loop from area 5/6 on the layout passing to the west side of area 7, east side of area 1 and finally connect to the opposite end of the orange dotted route. Again, I strongly encourage you take this suggestion into consideration and allow the lanes to be wide enough or consider a one way trail with sign's posted "One Way Only" to avoid bike accidents/injuries. Thank you.	2/12/2021 9:49 AM
13	Excited for the new walking trail and playground area. Definitely consider adding more lighting, for security purposes	2/12/2021 4:18 AM
14	I take my son to many parks to play sports, exercise, play in the playground, and have his birthday parties. Montebello has not fixed up their parks and neglect the cleanliness. Before COVID I put my son in sports in Pico Rivera because they have did an awesome job improving their parks and youth sports. I hope Montebello does the same. If there is more positivity in the city there will be much less negativity. Children deserve to feel safe.	2/12/2021 12:02 AM
15	I think that it's important for the city to keep parks and recreation clean and accessible for people of color and low income.	2/11/2021 10:18 PM
16	It's a small park. Less is more	2/11/2021 8:58 PM
17	Great ideas, hopefully all montebello parks can be enhanced with the layouts/pictures provided to a certain degree and along the city budget/grants	2/11/2021 6:19 PM

Reggie Rodriguez Park Specific Plan Survey

18	Overall this new plan should improve our parks for our children.	2/11/2021 5:34 PM
19	When visiting the park the basketball court is always occupied. I feel that a multi-purpose court would continue to be occupied mostly by the basketball players, leaving the other options completely unused	2/11/2021 4:47 PM
20	Needs nice trails to run, walk. Like to see a bigger soccer field	2/11/2021 4:23 PM
21	The plan is good, more than anything we need activities for our kids at low cost, and at a time were working parents are able to take them. The schedules that the city provide are no friendly for working parents. With a 8 hours normal schedule.	2/11/2021 4:22 PM
22	Would Love bike trail for my kids, often we leave the city to ride	2/11/2021 3:48 PM
23	Suspicious people hanging at the park	2/11/2021 11:56 AM
24	I hope the trees ate full grown from the beginning!	2/11/2021 9:43 AM
25	I really don't think this park needs charging stations. I know the park plan is probably set in stone, but putting a dog park would be cool.	2/11/2021 9:33 AM
26	Add water fountains for dogs and humans also poop baggies. I would also love to see a dog park.	2/11/2021 9:16 AM
27	Keeping it clean and safe.	2/9/2021 8:51 PM
28	safety and updated kids play area	2/9/2021 2:53 PM
29	Parking is an issue, perhaps allow for parking in the dead end zone on the west end of the park. Walking trail is too Short, a DG trail that loops east of the soccer field could easily fit	2/3/2021 5:55 PM
30	I dont see that a paved walking trail. That would be great.	2/3/2021 4:18 PM
31	No	2/2/2021 11:29 AM
32	What happens to the trail loop on the east side? Keep the fitness area way from game areas not to involve conflict. With players and spectators. Also, minimize the baseballs fields to two.... there really is t any parking for that many guests and the impact to the neighborhood would be worse off. Sometimes less is more.	2/1/2021 3:47 PM
33	Overall feel good, hope to ensure the lighting effect at night, ensure enough safety at night	2/1/2021 11:54 AM
34	No	2/1/2021 10:57 AM
35	Ensure the lighting effect at night, ensure enough safety at night	2/1/2021 10:49 AM
36	many residents own dogs . please consider adding a dog park for Montebello residents !!	2/1/2021 10:17 AM
37	Ensure the lighting effect at night, ensure enough safety at night	2/1/2021 9:12 AM
38	Good. Hope to make sure the lighting is good at night	2/1/2021 5:44 AM
39	I think the plan is great	1/31/2021 9:09 PM
40	Looks great, just want to be a safe space to go to.	1/31/2021 8:59 PM
41	no	1/31/2021 7:33 PM
42	It looks better to add some more greens In the right side corner of multi-use sports field.	1/31/2021 6:31 PM
43	not	1/31/2021 6:03 AM
44	The multi-sports courts is quite big.I 'm expecting to use it.	1/31/2021 1:40 AM
45	Please add more restrooms if possible.	1/31/2021 12:42 AM
46	Not quite good	1/30/2021 9:50 PM
47	Good good	1/30/2021 9:44 PM
48	Good. Finally, a nice place to walk every day	1/30/2021 9:38 PM
49	Good, good. Finally a good park	1/30/2021 9:31 PM

Reggie Rodriguez Park Specific Plan Survey

50	I hope you can take the lighting situation into account	1/30/2021 9:23 PM
51	The increase in the area of the playground makes it suitable for running and walking	1/30/2021 9:18 PM
52	I hope there are plenty of parking Spaces.	1/30/2021 9:15 PM
53	The basketball court is a bit old and I want to update it	1/30/2021 9:12 PM
54	Add more children's amusement facilities in the family area	1/30/2021 9:06 PM
55	I hope the bathroom can be redecorated	1/30/2021 9:01 PM
56	The lawn rest area was intended to be larger	1/30/2021 8:55 PM
57	Lawn playground area hope to be a little bigger	1/30/2021 8:47 PM
58	It is hoped that the facilities for children are well developed	1/30/2021 8:33 PM
59	Hope to build more places for elderly equipment activities	1/30/2021 8:10 PM
60	I wish I could rearrange the lighting	1/30/2021 7:59 PM
61	No water park	1/30/2021 7:32 PM
62	The overall effect is very good. I hope to pay attention to the lighting effect, which is very important	1/30/2021 8:42 AM
63	It's perfect	1/30/2021 8:27 AM
64	Looks great	1/30/2021 5:39 AM
65	I hope the infrastructure is improving	1/30/2021 5:21 AM
66	You can add a senior activity area	1/30/2021 4:09 AM
67	A special activity area for the elderly can be added	1/30/2021 4:01 AM
68	Two more public restrooms could be added	1/30/2021 3:48 AM
69	Don't complain	1/30/2021 3:38 AM
70	A special playground for children can be added	1/30/2021 3:22 AM
71	A sitting area could be added	1/30/2021 3:11 AM
72	The courthouse could be swapped for the basketball court	1/30/2021 3:00 AM
73	You can add more plants	1/30/2021 2:37 AM
74	You can add some sports, such as tennis, etc	1/30/2021 2:28 AM
75	The courthouse can be moved to a corner to avoid too much noise	1/30/2021 2:18 AM
76	The road is narrow	1/30/2021 2:08 AM
77	Toilet installs a few more, a little little, inconvenient	1/30/2021 2:02 AM
78	There are fewer places for children to play	1/30/2021 1:58 AM
79	There should be another basketball court,	1/30/2021 1:52 AM
80	There could be more plants	1/30/2021 1:46 AM
81	No water park	1/30/2021 1:45 AM
82	The parking lot is a little off. It's not easy to park	1/30/2021 1:40 AM
83	There are fewer toilet buildings	1/30/2021 1:32 AM
84	The bathroom's a little short	1/30/2021 1:32 AM
85	The facilities for children are a little sparse	1/30/2021 1:22 AM
86	Less fitness equipment	1/30/2021 1:15 AM
87	The parking lot is a little small.	1/30/2021 1:11 AM

Reggie Rodriguez Park Specific Plan Survey

88	Public toilets should be built a few more, a little less	1/30/2021 1:02 AM
89	The open beta is a little short	1/30/2021 12:53 AM
90	No problems, very good	1/30/2021 12:48 AM
91	The scale of family activities is too small	1/30/2021 12:45 AM
92	I think it's perfect,	1/30/2021 12:42 AM
93	Perfect, okay	1/30/2021 12:32 AM
94	The parking lot feels a little small, but otherwise it's perfect	1/30/2021 12:19 AM
95	No water park	1/30/2021 12:14 AM
96	Add public restrooms in parks	1/30/2021 12:09 AM
97	It feels good. It's a beautiful park	1/30/2021 12:06 AM
98	There is no	1/30/2021 12:05 AM
99	Add public restrooms in parks	1/30/2021 12:00 AM
100	No water park	1/29/2021 11:51 PM
101	Seat seven, can we put some facilities for children	1/29/2021 11:49 PM
102	Add public restrooms in parks	1/29/2021 11:47 PM
103	Add public restrooms in parks	1/29/2021 11:39 PM
104	No water park	1/29/2021 11:35 PM
105	More than willing to provide volunteers with construction materials	1/29/2021 11:29 PM
106	It feels good. I just feel like the kids' park has few facilities	1/29/2021 11:28 PM
107	No water park	1/29/2021 11:21 PM
108	Insufficient fitness equipment	1/29/2021 11:21 PM
109	Add public restrooms in parks	1/29/2021 11:20 PM
110	It feels very human to me, very reasonable	1/29/2021 11:10 PM
111	Add park seating and public restrooms	1/29/2021 11:10 PM
112	No water park	1/29/2021 11:10 PM
113	Green coverage rate is still a little less	1/29/2021 11:00 PM
114	I think the plan is very humanized, meeting people's travel needs. If the environment on the path is better, it will be more perfect.	1/29/2021 10:59 PM
115	Water park	1/29/2021 10:56 PM
116	I feel good, I feel very comfortable,	1/29/2021 10:56 PM
117	No water park	1/29/2021 10:51 PM
118	Very good, no suggestions	1/29/2021 10:50 PM
119	Water park	1/29/2021 10:48 PM
120	I feel the plan is perfect, very practical	1/29/2021 10:41 PM
121	Plan for parking or surveillance?	1/29/2021 10:40 PM
122	No water park	1/29/2021 10:38 PM
123	No water park	1/29/2021 10:25 PM
124	No water park	1/29/2021 10:19 PM
125	Just make the number one a children's playground	1/29/2021 10:19 PM

Reggie Rodriguez Park Specific Plan Survey

126	Bike paths would be awesome	1/29/2021 10:15 PM
127	No water park	1/29/2021 10:10 PM
128	No Waterborne Facilities	1/29/2021 10:03 PM
129	There are so many people on the basketball court that sometimes children can only watch but not play	1/29/2021 10:03 PM
130	Looks good	1/29/2021 9:49 PM
131	No water park	1/29/2021 9:47 PM
132	I personally like to have rockery in the park and I would like to see rockery with fountains	1/29/2021 9:46 PM
133	More equipment is expected to be added	1/29/2021 9:46 PM
134	I like it. You managed to squeeze everything in.	1/29/2021 8:48 PM
135	The overall effect is perfect, but I think there should be rockery and running river, more perfect	1/29/2021 8:48 PM
136	Water facilities	1/29/2021 8:47 PM
137	Very good plan I like it. Can not wait to visit	1/29/2021 8:08 PM
138	Add colorful plants and flowers to beautify the park	1/29/2021 7:28 PM
139	It would be great to extend the trail loop/path to the entrance on Walnut St. to make pedestrian access easier	1/29/2021 3:23 PM
140	All parks need more security surveillance as in cameras or more police patrolling	1/29/2021 2:39 PM
141	I think it is good feasible and really helpful to the people in community	1/29/2021 1:13 PM
142	Looks good for the space available. A cushioned running path is important to me more than it's attended use, but it also makes people explore all ends of the park which is also good for safety. Almansor Park in Alhambra is an excellent park as a reference.	1/29/2021 12:58 PM
143	Please make this happen: we need better parks and need to feel safe.	1/28/2021 10:58 PM
144	i would like you to havr some whater area for the summer	1/28/2021 8:48 PM
145	I'm not sure how important the family activity area is, I think it'll get tagged and messed up pretty quickly.	1/28/2021 8:30 PM
146	No	1/28/2021 8:00 PM
147	Lights?	1/28/2021 7:18 PM
148	The park was already well laid out. The inclusion of a soccer field, more baseball fields, and walking path are welcomed and will serve the community well - as long as there's increased lighting and less bushes covering path.	1/28/2021 5:43 PM
149	Snack bar for teams to utilize to fundraise.	1/28/2021 12:47 PM
150	Need more baseball fields to support our local league. Kids are going to other city's to play baseball.	1/28/2021 11:47 AM
151	Looks great!	1/28/2021 9:33 AM
152	That's a good site plan	1/28/2021 8:58 AM
153	Looks good	1/28/2021 8:44 AM
154	No	1/28/2021 8:32 AM
155	This would be amazing!!	1/28/2021 8:29 AM
156	Looks good, especially moving basketball area to be bigger. Hope there will be enough lighting so kids can practice here in the night. Also maybe adding in sanitation stations and dog bags for people with dogs.	1/27/2021 11:43 PM
157	I think it would be awesome	1/27/2021 7:06 PM

Reggie Rodriguez Park Specific Plan Survey

158	No	1/27/2021 3:08 PM
159	more police activity in the park not safe	1/27/2021 6:17 AM
160	No	1/27/2021 1:19 AM
161	Looks good	1/27/2021 1:00 AM
162	I'm ok.	1/26/2021 8:24 PM
163	Not at the moment	1/26/2021 7:04 PM
164	The large baseball field should be big enough to accommodate a large soccer field.	1/26/2021 6:18 PM
165	More lights	1/26/2021 4:07 PM
166	I like the layout being presented to us. :)	1/26/2021 3:41 PM
167	I think its a good plan but should work on something for the homeless.	1/26/2021 3:40 PM
168	Needs more lighting.	1/26/2021 2:45 PM
169	No	1/26/2021 2:36 PM
170	On #8 will the fitness trail have grass, rubber, sand, dirt or cement. Please have the community parents in mind when approving plans making it easier to get around with children either with a stroller, trikes, power wheel	1/26/2021 2:16 PM
171	None	1/26/2021 12:28 PM
172	Looks great!	1/26/2021 12:28 PM
173	I think a water play area would be good in the future.	1/26/2021 12:24 PM
174	No	1/26/2021 12:15 PM
175	I love it	1/26/2021 11:50 AM
176	That's great!	1/26/2021 11:33 AM
177	Well done ☺	1/26/2021 11:33 AM
178	It looks perfect! I can't wait to get out there with my kids. If improvements are possible.	1/26/2021 11:22 AM
179	Soccer field looks too small. Like to see a full size turf field	1/26/2021 11:17 AM
180	Anything updated and more modern with walking areas is totally fine with me. So excited and hoping these roll out!	1/26/2021 11:16 AM
181	I like	1/26/2021 11:03 AM
182	No	1/26/2021 10:47 AM
183	N/a	1/26/2021 10:35 AM
184	looks greatr	1/26/2021 10:30 AM

Q14 As a part of the Prop 68 grant application, the District is looking for volunteers or partners that can assist with funding (as a donor with donor recognition), help provide materials, and/or assist with volunteer hours on activities such as: planting trees, helping with art in the park projects (paint murals, install mosaics, etc.), creating or restoring some of the natural habitat, and/or other similar activities. If you are interested in any of these partner or volunteer opportunities, please provide a comment below along with your email. Thank you!

Answered: 138 Skipped: 151

#	RESPONSES	DATE
1	I can definitely help plant trees or laying/installing mosaics. Anything that beautifies and enhances our environment for the betterment of our community, i'm in!	2/16/2021 5:00 PM
2	vivianahernandezthebest@gmail.com	2/12/2021 11:50 PM
3	glass13hk@yahoo.com	2/12/2021 10:06 PM
4	I'd be interested in volunteering Stevensotelo30@yahoo.com	2/12/2021 12:10 PM
5	Yes, my children and I would LOVE to volunteer our time to assist and beautify our local park. I grew up in Montebello and I plan on having my children grow up here also. It would be an honor to participate in enhancing our recreational park. My email is tkobaissi@gmail.com	2/12/2021 9:54 AM
6	Raineamaya@aol.com	2/11/2021 10:20 PM
7	I may be interested in funding or volunteering Lucikgabriel@me.com	2/11/2021 9:36 PM
8	I work full time and have kids	2/11/2021 9:00 PM
9	Planting trees	2/11/2021 6:43 PM
10	Laltamirano@ymail.com	2/11/2021 6:22 PM
11	Planting trees, helping with art, fourstars.altamirano@gmail.com	2/11/2021 5:38 PM
12	Dansy98@gmail.com	2/11/2021 5:04 PM
13	kelop0515@gmail.com	2/11/2021 4:23 PM
14	Valenzonly@gmail.com	2/11/2021 3:49 PM
15	interested. Piscesrnr@gmail.com	2/9/2021 2:54 PM
16	Would like to volunteer on park enhancements. :manonegra90640@yahoo.com	2/3/2021 5:58 PM
17	Jrod9@att.net	2/2/2021 8:19 PM
18	Would love to volunteer hours with our church college students group.	2/2/2021 11:30 AM
19	Let me know how I can help. rich.carlin06@gmail.com	2/1/2021 3:48 PM
20	I don't know about these institutions	2/1/2021 11:54 AM
21	I need help! Single father homeless, unemployed, disabled with 2 young boys.	2/1/2021 10:59 AM
22	Sorry, I don't know about these institutions	2/1/2021 10:50 AM
23	Sorry, I don't know about these institutions	2/1/2021 9:13 AM

Reggie Rodriguez Park Specific Plan Survey

24	Unfortunately, I don't know about these institutions	2/1/2021 5:45 AM
25	OK, I'm looking forward to you	1/31/2021 9:11 PM
26	I would love to volunteer! Rose1028@gmail.com	1/31/2021 9:00 PM
27	this a is a really nice park. Magyhernandez0404@gmail.com	1/31/2021 7:34 PM
28	I hope I can join in the volunteers. borrovkovdmitrij@gmail.com	1/31/2021 6:32 PM
29	I would be interested in volunteering.	1/31/2021 9:10 AM
30	No evaluation	1/31/2021 6:06 AM
31	I hope to be one of the volunteers tingshi1685@gmail.com	1/31/2021 1:42 AM
32	I hope I could do something for the project as volunteer. brigdalenzlmocq@gmail.com	1/31/2021 12:44 AM
33	It's great. I hope I also can do something for it. anabelleruiz393@gmail.com	1/30/2021 9:18 PM
34	More than willing to provide volunteers with construction materials	1/30/2021 7:33 PM
35	SilasCaseyvy@yahoo.com	1/30/2021 9:08 AM
36	DylanMcgeegvd@yahoo.com	1/30/2021 8:45 AM
37	JospehNicholskjf@yahoo.com	1/30/2021 8:30 AM
38	Donors can't do it. They can be volunteers	1/30/2021 5:24 AM
39	I would like to be a volunteer to help the park do something I can, such as planting and so on	1/30/2021 4:09 AM
40	I would like to be a volunteer to help the park do something I can, such as planting and so on	1/30/2021 4:01 AM
41	I would like to be a volunteer to help the park do something I can, such as planting and so on	1/30/2021 3:48 AM
42	I would like to be a volunteer to help the park do something I can, such as planting and so on	1/30/2021 3:39 AM
43	I would like to be a volunteer to help the park do something I can, such as planting and so on	1/30/2021 3:22 AM
44	I would like to be a volunteer to help the park do something I can, such as planting and so on	1/30/2021 3:12 AM
45	I would like to be a volunteer to help the park do something I can, such as planting and so on	1/30/2021 3:01 AM
46	I would like to be a volunteer to help the park do something I can, such as planting and so on	1/30/2021 2:47 AM
47	I would like to be a volunteer to help the park do something I can, such as planting and so on	1/30/2021 2:37 AM
48	I would like to be a volunteer to help the park do something I can, such as planting and so on	1/30/2021 2:28 AM
49	I would like to be a volunteer to help the park do something I can, such as planting and so on	1/30/2021 2:18 AM
50	I would like to be a volunteer to help the park do something I can, such as planting and so on	1/30/2021 2:09 AM
51	More than willing to provide volunteers with construction materials	1/30/2021 2:03 AM
52	I would like to be a volunteer to help the park do something I can, such as planting and so on	1/30/2021 1:59 AM
53	I would like to be a volunteer. I can donate a small part of my savings to the park. I can also help plant trees	1/30/2021 1:53 AM
54	I'm a volunteer. I'd like to help the park	1/30/2021 1:50 AM
55	I would like to be a volunteer to help the park do something I can, such as planting and so on	1/30/2021 1:49 AM
56	More than willing to provide volunteers with construction materials	1/30/2021 1:41 AM
57	I would like to serve as a volunteer to help the park do something I can	1/30/2021 1:35 AM
58	I would like to be a volunteer to help the park greening	1/30/2021 1:32 AM
59	I would like to be a volunteer. I can donate a small part of my savings to the park. I can also help plant trees	1/30/2021 1:22 AM
60	I volunteered to be a volunteer, helping the park plant and so on	1/30/2021 1:22 AM

Reggie Rodriguez Park Specific Plan Survey

61	I would like to be a volunteer to help the park greening	1/30/2021 1:12 AM
62	I would like to be a volunteer. I can donate a small part of my savings to the park. I can also help plant trees	1/30/2021 1:03 AM
63	More than willing to provide volunteers with construction materials	1/30/2021 12:54 AM
64	I'm willing to provide some of the building materials brayfunklnvg42@gmail.com	1/30/2021 12:52 AM
65	Can help with planting and so on	1/30/2021 12:49 AM
66	I would like to be a volunteer. I can donate a small part of my savings to the park. I can also help plant trees	1/30/2021 12:43 AM
67	I would like to be a volunteer to help the park greening	1/30/2021 12:33 AM
68	I would like to be a volunteer. I can donate a small part of my savings to the park. I can also help plant trees	1/30/2021 12:20 AM
69	More than willing to provide volunteers with construction materials	1/30/2021 12:14 AM
70	More than willing to provide volunteers with construction materials	1/30/2021 12:10 AM
71	finlayavery98798@gmail.com	1/30/2021 12:07 AM
72	I would like to be a volunteer to help the park greening	1/30/2021 12:07 AM
73	More than willing to provide volunteers with construction materials	1/30/2021 12:00 AM
74	More than willing to provide volunteers with construction materials	1/29/2021 11:52 PM
75	I would like to be a volunteer. I can donate a small part of my savings to the park. I can also help plant trees	1/29/2021 11:50 PM
76	More than willing to provide volunteers with construction materials	1/29/2021 11:47 PM
77	More than willing to provide volunteers with construction materials	1/29/2021 11:40 PM
78	I would like to be a volunteer to help the park greening	1/29/2021 11:40 PM
79	More than willing to provide volunteers with construction materials	1/29/2021 11:35 PM
80	Help to provide artwork	1/29/2021 11:33 PM
81	More than willing to provide volunteers with construction materials	1/29/2021 11:30 PM
82	More than willing to provide volunteers with construction materials	1/29/2021 11:22 PM
83	More than willing to provide volunteers with construction materials	1/29/2021 11:21 PM
84	I would like to be a volunteer. I can donate a small part of my savings to the park. I can also help plant trees	1/29/2021 11:11 PM
85	More than willing to provide volunteers with construction materials	1/29/2021 11:11 PM
86	More than willing to provide volunteers with construction materials	1/29/2021 11:10 PM
87	I'm interested in volunteer opportunities. My email is kirlinmattjhu79@gmail.com	1/29/2021 11:03 PM
88	I would like to be a volunteer. I can donate a small part of my savings to the park. I can also help plant trees	1/29/2021 11:01 PM
89	Willing to donate part of the fund to the park	1/29/2021 11:01 PM
90	Assist the park in acquiring artwork	1/29/2021 11:00 PM
91	More than willing to provide volunteers with construction materials	1/29/2021 10:57 PM
92	More than willing to provide volunteers with construction materials	1/29/2021 10:52 PM
93	More than willing to provide volunteers with construction materials	1/29/2021 10:49 PM
94	I would like to be a volunteer to help the park greening	1/29/2021 10:43 PM
95	More than willing to provide volunteers with construction materials	1/29/2021 10:39 PM

Reggie Rodriguez Park Specific Plan Survey

96	More than willing to provide volunteers with construction materials	1/29/2021 10:26 PM
97	More than willing to provide volunteers with construction materials	1/29/2021 10:20 PM
98	I would like to be a volunteer to help the park greening	1/29/2021 10:20 PM
99	More than willing to provide volunteers with construction materials	1/29/2021 10:11 PM
100	I would like to be a volunteer to help the park greening	1/29/2021 10:07 PM
101	More than willing to provide volunteers with construction materials	1/29/2021 10:04 PM
102	More than willing to provide volunteers with construction materials	1/29/2021 9:50 PM
103	I would like to be a volunteer to help build the park	1/29/2021 9:50 PM
104	If I can, I would like to help the park do what I can volunteer.	1/29/2021 9:49 PM
105	I am very willing to participate in the construction of the park	1/29/2021 8:54 PM
106	I would like to help as a volunteer to plant trees	1/29/2021 8:54 PM
107	USC Lambda LGBTQ Alumni Association. Contact Veronica Obregon veronica.obregonusc@gmail.com	1/29/2021 8:50 PM
108	I like the works of art in the park project and hope that the park will be built better and better. My email is hettingerglennaupg93@gmail.com	1/29/2021 8:21 PM
109	I would be interested to learn about volunteer opportunities in this park (awmorrish@gmail.com)	1/29/2021 3:24 PM
110	Arreoladillon@gmail.com	1/29/2021 1:44 PM
111	I would enjoy providing physical contributions omvibe@yahoo.com	1/29/2021 1:00 PM
112	Volunteer Yesagrl@hotmail.com	1/28/2021 10:26 PM
113	ok	1/28/2021 8:48 PM
114	I'd love to volunteer, especially at Grant Rea because we spend a lot of time there with MBA. My email is lani.chavez@gmail.com. Thanks!	1/28/2021 8:32 PM
115	Interested in volunteering - Cynthia Alvarez - curbsidebincleaners@gmail.com	1/28/2021 7:20 PM
116	Volunteer opportunities	1/28/2021 4:01 PM
117	Plant trees Bc_cacc@yahoo.com	1/28/2021 2:54 PM
118	My family and I can volunteer for activities salaizcate@gmail.com	1/28/2021 12:49 PM
119	Willing to volunteer	1/28/2021 11:48 AM
120	I will be interested to be a volunteer Blackgolftree@hotmail.com	1/28/2021 8:48 AM
121	Mariselaortiz20@gmail.com	1/28/2021 8:43 AM
122	seilkacarrazco@gmail.com	1/28/2021 8:30 AM
123	Yes, I'm interested in helping out. Feel free to contact me at 323)392-8264. Nubia Ruiz rruiz@sbcglobal.net	1/28/2021 12:13 AM
124	I'd be interested as well as my children.	1/27/2021 11:44 PM
125	time i volunteer and work	1/27/2021 6:19 AM
126	evafravi@gmail.com volunteer	1/27/2021 1:20 AM
127	My daughter is interested in helping with the mural. Eva Travi evafravi@gmail.com	1/27/2021 1:04 AM
128	Lesliealvarez805@yahoo.com	1/26/2021 4:08 PM
129	No	1/26/2021 2:37 PM
130	Open any painting planting opportunity's to girls scouts/ boys scouts from the community or schools near parks locations.	1/26/2021 2:20 PM

Reggie Rodriguez Park Specific Plan Survey

131	Mebeepbeep@gmail.com We would love to volunteer	1/26/2021 12:37 PM
132	Thank you	1/26/2021 12:29 PM
133	I would've interested in volunteering. Blilia14m@yahoo.com	1/26/2021 12:26 PM
134	Andyargott@yahoo.com	1/26/2021 11:34 AM
135	I would love to help. reacharaceli@gmail.com	1/26/2021 11:24 AM
136	Volunteer	1/26/2021 11:21 AM
137	Coralromero30@gmail.com	1/26/2021 11:04 AM
138	Sanjuan.eva88@gmail.com	1/26/2021 10:37 AM

Q15 In addition to the question above, we are looking for groups to partner with for the Prop 68 grant. This may include any church groups, sports groups, YMCA, or others. If you know of any groups that may be potential partners, please provide a comment below and include the groups name along with an email. Thank you!

Answered: 116 Skipped: 173

#	RESPONSES	DATE
1	Montebello YMCA? Assume you've already reached out and the MYLC of course.	2/16/2021 5:00 PM
2	None	2/12/2021 10:06 PM
3	I do not know of any groups	2/12/2021 12:10 PM
4	N/A	2/12/2021 9:54 AM
5	Montebello YMCA Lucikgabriel@me.com	2/11/2021 9:36 PM
6	Local Honda Helpers	2/11/2021 9:00 PM
7	YMCA MUSD	2/11/2021 7:04 PM
8	No	2/11/2021 6:43 PM
9	CalSouth.com	2/11/2021 4:25 PM
10	Sorry	2/11/2021 9:43 AM
11	Girl Scouts	2/9/2021 2:54 PM
12	Lifeway Church Jrod9@att.net	2/2/2021 8:19 PM
13	Lifeway Church Nena9@att.net	2/2/2021 11:30 AM
14	I don't know about these institutions	2/1/2021 11:54 AM
15	0	2/1/2021 10:59 AM
16	Sorry, I don't know about these institutions	2/1/2021 10:50 AM
17	Sorry, I don't know about these institutions	2/1/2021 9:13 AM
18	Unfortunately, I don't know about these institutions	2/1/2021 5:45 AM
19	I don't know for the moment	1/31/2021 9:11 PM
20	No but I am a teacher for Schurr High School and I teach students with special needs. Reyes_Rose@montebello.k12.ca.us	1/31/2021 9:00 PM
21	no	1/31/2021 7:34 PM
22	Not	1/31/2021 6:06 AM
23	Sorry, I don't have this kind information.	1/31/2021 1:42 AM
24	Sorry , I don't know .	1/31/2021 12:44 AM
25	I would like to find a convenient expert to help build the park	1/30/2021 7:33 PM
26	SilasCaseyvy@yahoo.com	1/30/2021 9:08 AM
27	I'm sorry, but I don't know who can help	1/30/2021 8:45 AM
28	JospehNicholskjf@yahoo.com Jospeh Nicholskjf	1/30/2021 8:30 AM

Reggie Rodriguez Park Specific Plan Survey

29	Not in any group or religion for the time being	1/30/2021 5:24 AM
30	I will try my best to find some such teams to cooperate with the park, and donate some of my savings to help the construction of the park	1/30/2021 4:09 AM
31	I will try my best to find some such teams to cooperate with the park, and donate some of my savings to help the construction of the park	1/30/2021 4:01 AM
32	I will try my best to find some such teams to cooperate with the park, and donate some of my savings to help the construction of the park	1/30/2021 3:48 AM
33	I will try my best to find some such teams to cooperate with the park, and donate some of my savings to help the construction of the park	1/30/2021 3:39 AM
34	I will try my best to find some such teams to cooperate with the park, and donate some of my savings to help the construction of the park	1/30/2021 3:22 AM
35	I will try my best to find some such teams to cooperate with the park, and donate some of my savings to help the construction of the park	1/30/2021 3:12 AM
36	I will try my best to find some such teams to cooperate with the park, and donate some of my savings to help the construction of the park	1/30/2021 3:01 AM
37	I will try my best to find some such teams to cooperate with the park, and donate some of my savings to help the construction of the park	1/30/2021 2:47 AM
38	I will try my best to find some such teams to cooperate with the park, and donate some of my savings to help the construction of the park	1/30/2021 2:37 AM
39	I will try my best to find some such teams to cooperate with the park, and donate some of my savings to help the construction of the park	1/30/2021 2:28 AM
40	I will try my best to find some such teams to cooperate with the park, and donate some of my savings to help the construction of the park	1/30/2021 2:18 AM
41	I will try my best to find some such teams to cooperate with the park, and donate some of my savings to help the construction of the park	1/30/2021 2:09 AM
42	I will try my best to publicize and contact the right team to help with the construction of the park. I am also willing to be a volunteer	1/30/2021 2:03 AM
43	I will try my best to find some such teams to cooperate with the park, and donate some of my savings to help the construction of the park	1/30/2021 1:59 AM
44	I would like to find a convenient expert to help build the park	1/30/2021 1:53 AM
45	I'd like to call in an expert	1/30/2021 1:50 AM
46	I will try my best to find some such teams to cooperate with the park, and donate some of my savings to help the construction of the park	1/30/2021 1:49 AM
47	I will try my best to publicize and contact the right team to help with the construction of the park. I am also willing to be a volunteer	1/30/2021 1:41 AM
48	I will do my best to find and connect with some of these groups to help the park and volunteer a portion of my savings	1/30/2021 1:35 AM
49	I can work hard to find such a cooperative team to help us build a beautiful park	1/30/2021 1:32 AM
50	I would like to find a convenient expert to help build the park	1/30/2021 1:22 AM
51	I will contact as many teams as possible to help the park, and I would like to donate part of my savings to fund the park	1/30/2021 1:22 AM
52	I would like to find a convenient expert to help build the park	1/30/2021 1:12 AM
53	I would like to find a convenient expert to help build the park	1/30/2021 1:03 AM
54	I will try my best to publicize and contact the right team to help with the construction of the park. I am also willing to be a volunteer	1/30/2021 12:54 AM
55	brayfunklnvg42@gmail.com	1/30/2021 12:52 AM

Reggie Rodriguez Park Specific Plan Survey

56	I don't know anyone about it	1/30/2021 12:49 AM
57	I will try my best to publicize and contact the right team to help with the construction of the park. I am also willing to be a volunteer	1/30/2021 12:43 AM
58	I can work hard to find such a cooperative team to help us build a beautiful park	1/30/2021 12:33 AM
59	I can work hard to find such a cooperative team to help us build a beautiful park	1/30/2021 12:20 AM
60	I would like to find a convenient expert to help build the park	1/30/2021 12:14 AM
61	I would like to find a convenient expert to help build the park	1/30/2021 12:10 AM
62	finlayavery98798@gmail.com	1/30/2021 12:07 AM
63	I will try my best to publicize and contact the right team to help with the construction of the park. I am also willing to be a volunteer	1/30/2021 12:07 AM
64	I would like to find a convenient expert to help build the park	1/30/2021 12:00 AM
65	I would like to find a convenient expert to help build the park	1/29/2021 11:52 PM
66	I can work hard to find such a cooperative team to help us build a beautiful park	1/29/2021 11:50 PM
67	I would like to find a convenient expert to help build the park	1/29/2021 11:47 PM
68	I would like to find a convenient expert to help build the park	1/29/2021 11:40 PM
69	I can work hard to find such a cooperative team to help us build a beautiful park	1/29/2021 11:40 PM
70	I would like to find a convenient expert to help build the park	1/29/2021 11:35 PM
71	Cooperative Music Group	1/29/2021 11:33 PM
72	I would like to find a convenient expert to help build the park	1/29/2021 11:30 PM
73	I would like to find a convenient expert to help build the park	1/29/2021 11:22 PM
74	I would like to find a convenient expert to help build the park	1/29/2021 11:21 PM
75	I will try my best to publicize and contact the right team to help with the construction of the park. I am also willing to be a volunteer	1/29/2021 11:11 PM
76	I would like to find a convenient expert to help build the park	1/29/2021 11:11 PM
77	I would like to find a convenient expert to help build the park	1/29/2021 11:10 PM
78	I'm sorry, I don't know the group to be a potential partner.	1/29/2021 11:03 PM
79	I can work hard to find such a cooperative team to help us build a beautiful park	1/29/2021 11:01 PM
80	lubowitzremainderpk47@gmail.com	1/29/2021 11:01 PM
81	Chamber of commerce organizations	1/29/2021 11:00 PM
82	I would like to find a convenient expert to help build the park	1/29/2021 10:57 PM
83	I would like to find a convenient expert to help build the park	1/29/2021 10:52 PM
84	I would like to find a convenient expert to help build the park	1/29/2021 10:49 PM
85	I will try my best to publicize and contact the right team to help with the construction of the park. I am also willing to be a volunteer	1/29/2021 10:43 PM
86	I would like to find a convenient expert to help build the park	1/29/2021 10:39 PM
87	I would like to find a convenient expert to help build the park	1/29/2021 10:26 PM
88	I would like to find a convenient expert to help build the park	1/29/2021 10:20 PM
89	I will try my best to publicize and contact the right team to help with the construction of the park. I am also willing to be a volunteer	1/29/2021 10:20 PM
90	I would like to find a convenient expert to help build the park	1/29/2021 10:11 PM

Reggie Rodriguez Park Specific Plan Survey

91	I will try my best to publicize and contact the right team to help with the construction of the park. I am also willing to be a volunteer	1/29/2021 10:07 PM
92	I would like to find a convenient expert to help build the park	1/29/2021 10:04 PM
93	I would like to find a convenient expert to help build the park	1/29/2021 9:50 PM
94	I would like to look for experts in this field to help build the park	1/29/2021 9:50 PM
95	I don't know of any organizations that would like to be partners, but I would like to volunteer myself	1/29/2021 9:49 PM
96	I will try my best to find people in this field to help the construction of the park	1/29/2021 8:54 PM
97	I have no such information, but on behalf of myself, I would like to help the park plant trees as a volunteer	1/29/2021 8:54 PM
98	I'm not sure which grant organizations are there	1/29/2021 8:21 PM
99	I have access and ear to 10k residents in Montebello. Omvibe@yahoo.com	1/29/2021 1:00 PM
100	Montebello AYSO Aysomontebello.org	1/28/2021 10:26 PM
101	ok	1/28/2021 8:48 PM
102	schools/students. High schools students need community service time for their college applications	1/28/2021 5:44 PM
103	Troop 476 Montebello Snevarez69@hotmail.com	1/28/2021 4:01 PM
104	N/A	1/28/2021 2:54 PM
105	Schurr High School Do Something Good Club	1/28/2021 12:49 PM
106	N/A	1/28/2021 11:48 AM
107	Blackgolftree@hotmail.com	1/28/2021 8:48 AM
108	Building Blox Youth Development Foundation NFL Flag Montebello I know the gentleman who runs the organization and I'm sure he would be a great teammate to work with. He already speaks highly of the staff for Parks & Recs. His info is: Stanley Brinkley 323.480.7911 or sbrinkley626@gmail.com	1/27/2021 10:09 AM
109	heart passion	1/27/2021 6:19 AM
110	Unknown	1/27/2021 1:20 AM
111	None	1/27/2021 1:04 AM
112	No	1/26/2021 2:37 PM
113	Pacific baptist church Located in Monterey park	1/26/2021 12:37 PM
114	Thank you	1/26/2021 12:29 PM
115	Andyargott@yahoo.com	1/26/2021 11:34 AM
116	calsouth.com	1/26/2021 11:21 AM

**Q16 Thank you for taking the time to fill out the survey. To find out more about the overall project, please visit the project website at:
<https://arcg.is/0yeyqOa> Please fill in your email to be entered into the raffle for a \$50 Amazon gift card:**

Answered: 207 Skipped: 82

SECTION III-J Storymap



Montebello Park Master Plan

City of Montebello, 2020

Project Overview

Parks and recreation facilities play an important role in today's communities. Numerous environmental, health, economic, and safety benefits are attributed to a sound park system with well-maintained parklands, trails, open spaces, and recreational amenities and programs.

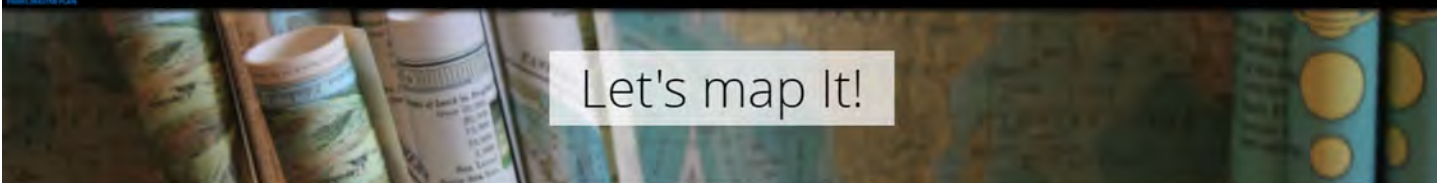
The City of Montebello is developing a Parks Master Plan (PMP) to ensure that our park and recreation system is able to meet the current and future needs of community members of all ages and abilities.

The project team will assess community needs, evaluate current park and recreational amenity inventory, analyze current and future park level of service, identify and prioritize recommendations, and provide fiscal guidance to maintain and implement said recommendations. The result will be an action plan for future Montebello parks and recreational programs that support an active and high-quality lifestyle for our community.

The PMP will be developing various online engagement tools such as an interactive map survey, online text surveys, webinars, online live events, and email announcements during this unique and serious health crisis we're experiencing with the COVID-19 crisis.

Once the COVID-19 crisis is behind us, the PMP will continue the planning effort with a series of in-person workshops and "pop-up" events that are also accompanied with the online engagement tools previously mentioned

Bookmark this site & stay tuned for more!



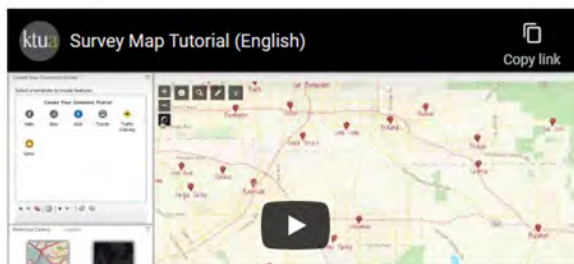
Let's map It!

Any comments at specific parks or open spaces?

Point them out on this map below!

[Click here for Video Tutorial](#)

[Haga Clic aquí para ver el tutorial en español](#)



Create Your Comment Point!

Select a template to create features

Comment Points

- Access
- Amenity
- Safety
- Lighting
- Maintenance
- Program
- Other

Change Basemap

OpenStreetMap

Imagery

How to use this Comment Map

Welcome to the Montebello Park Master Plan Map Survey!

Where are issues and concerns you have about parks and recreation?

We invite you to put a comment point at the problem location and type in your comments!

Step 1: Choose a bookmark from the lower right panel, use your

Legend

Comment Points

- Access
- Amenity
- Safety
- Lighting
- Maintenance
- Program
- Other

City Boundary

Montebello Parks



Online Workshop Records

Our first online workshop was held on July 22th at 6:00 pm. The City is committed to making the planning process a collaborative effort with the community, stakeholders, and staff. The team introduced project goals, existing conditions mapping with a presentation, and explained how you can share your valuable feedback!

Missed the workshop? No worries! Check out the video recording below to see what you've missed.



City of Montebello Park Facilities Master Plan - Community Presentation

The second online workshop was held on September 10th at 6:00 pm. The team introduced project progress, park level of service analysis, and benchmarking with a presentation, conducted some quick polls, discussed key issues with the residents, and explained how you can share your valuable feedback!

Missed the workshop? No worries! Check out the video recording below to see what you've missed.



The third online workshop was held on November 17th at 6:00 pm. The team gave a summary of the public survey, discussed some of the park amenity gaps, went over some potential infill opportunities, introduced the project draft recommendations, quickly reviewed some of the park specific plan sites, and closed with the project's next steps and a community raffle.

Missed the workshop? No worries! Check out the video recording below to see what you've missed.



The first online park specific workshop was held on December 15th at 6:00 pm. The team gave an overview of the project along with a summary of the public survey and the park amenity gaps. The workshop was primarily focused on design ideas for Reggie Rodriguez Park, Grant Rea Park, Montebello City Park. The team shared various design ideas including potential infill opportunities for each park and more wholistic modifications. The closed with general discussion, the project's next steps, and a community raffle.

Please participate in the following park surveys to provide your input and feedback on the park specific plans. In filling out the survey you will also be entered in for a community raffle. Thank you!

Reggie Rodriguez: <https://www.surveymonkey.com/r/P9X8STG>

Grant Rea: <https://www.surveymonkey.com/r/VZVMCM>

City Park: <https://www.surveymonkey.com/r/VZ88KF2>

City Of Montebello Parks Master Plan Park Design Workshop 1 Copy Link

CITY OF MONTEBELLO
PARKS MASTER PLAN

Park Specific Workshop
Tuesday, December 15, 2020

Watch on YouTube

City Of Montebello Parks Master Plan Park Design Workshop 1

